ONE PIECE FITTINGS

1P015

intertraco

ONE PIECE FITTINGS
1P015

© Intertraco (Italia) S.p.A.

One Piece Fittings Catalogue **GSIF1P150** - January 2015

The data reported in this catalogue are not binding. Intertraco (Italia) S.p.A. reserves the right to change specifications without notice.

I dati riportati nella seguente pubblicazione non sono impegnativi. Intertraco (Italia) S.p.A. si riserva di apportare modifiche senza preavviso.

The data reported in this catalogue are not binding. Intertraco (Italia) S.p.A. reserves the right to change specifications without notice.

Die vorliegenden Angaben sind nicht bindend. Intertraco (Italia) S.p.A. behält sich technische Änderungen vor ohne Mitteilung.

Los datos referidos en la presente publicaciòn son indicativos. Intertraco (Italia) S.p.A. se reserva el derecho de modificar las especificaciones sin aviso previo.

COMPATIBILITY CHART BETWEEN IT ONE PIECE FITTINGS AND WIRE BRAIDED OR MULTISPIRAL HOSES*

TABELLA COMPATIBILITÀ TRA RACCORDI A PEZZO UNICO INTERTRACO E TUBI TRECCIATI E SPIRALATI *

	SIZES *DIMENSIONI* ABMESSUNGEN *PULGADA*	HOSE STANDARD *TUBO STANDARD* STANDARDSCHLAUCH MANGUERA STANDARD	INTERTRACO HOSE TYPE *TUBO INTERTRACO* INTERTRACO SCHLAUCHTYP *TIPO MANGUERA INTERTRACO*	APPLICATION *APPLICAZIONE* ANWENDUNG *APLICACIONES*	ø mm	3
					ø inch	1/8”
					SIZE	-02
WIRE BRAID HOSE	-04 / -48	EN 853 1SN SAE 100 R1AT	FLEXIT 1T	NO-SKIVE		
	-04 / -48	EN 853 2SN SAE 100 R2AT	FLEXIT 2T	NO-SKIVE		
	-04 / -16	EN 857 1SC	FLEXIT SK117	NO-SKIVE		
	-04 / -16 -40 / -48	EN857 2SC SAE 100 R16	FLEXIT SC216	NO-SKIVE		
	-04 / -20	-	FLEXIT SK216 (2 WIRE COMPACT HIGH PRESSURE)	NO-SKIVE		
	-04 / -08	-	FLEXIT SK142	NO-SKIVE		
	-04 / -16	SAE 100 R17	FLEXIT SK117 (-04, -05, -06, -08) FLEXIT SK216 (-10, -12, -16)	NO-SKIVE		
	-06 / -08 -12 / -16	-	FLEXIT 3T (3 WIRE THIN COVER)	NO-SKIVE		
	-	SAE 100 R5 (*6)	FLEXIT R5	NO-SKIVE		
	-04 / -12	SAE 100 R6	FLEXIT EX-LOCK	NO-SKIVE		
	-03 / -16	SAE 100 R7	FLEXIT T7	NO-SKIVE		
	-02 / -16	-	FLEXIT T14	NO-SKIVE		←
WIRE SPIRAL HOSE	-06 / -16	EN 856 4SP	FLEXIT SHP	NO-SKIVE		
				EXT-SKIVE		
	-20 / -32	SAE 100 R12		NO-SKIVE		
				EXT-SKIVE		
	-12 / -32	EN 856 R13 SAE 100 R13	FLEXIT 5000	NO-SKIVE		
				EXT-SKIVE		
	-12 / -32	SAE 100 R15	FLEXIT 6000	NO-SKIVE		
				EXT-SKIVE		
	-12 / -32	EN 856 4SH	FLEXIT H4	NO-SKIVE		
				EXT-SKIVE		
	-10 / -32	-	FLEXIT 4ST	NO-SKIVE		
				EXT-SKIVE		
	-08 / -20	SAE 100 R15	FLEXIT 4ST+	NO-SKIVE		
				EXT-SKIVE		
	-20 / -32	SAE 100 R15	FLEXIT 6ST	NO-SKIVE		
				EXT-SKIVE		

* **Any hose and coupling combination should be fully tested before being utilized. The above information are guide lines only.**
Le combinazioni indicate sono da considerarsi linee guida, da riconfermare con i test specifici previsti dalle normative di riferimento.
Jede Schlauch/Armaturenverbindung muss vor dem Einsatz vollständig getestet sein. Die zuvor genannte Information ist nur eine Richtlinie.
Las combinaciones indicadas son lineas guias a reconfirmar con los test especificos previsto da las normativas de referimiento.

For SAE R5, R8 and EN 854 1TE, 2TE, 3TE, please contact our technical dept.
Per i tubi SAE R5, R8 e EN 854 1TE, 2TE, 3TE, vi preghiamo di contattare il nostro ufficio tecnico.
Bei SAE R5, R8 und EN 854 1TE, 2TE, 3TE wenden Sie sich bitte an unsere technische Abteilung.
Para las mangueras SAE R5 , R8 y EN 854 1TE,2TE,3TE, le rogamos de contactar el nuestro departamento tecnico.

 © Intertraco (Italia) S.p.A. All rights are reserved

ZUORDNUNGSTABELLE FÜR DIE EINTEILIGEN ARMATUREN VON IT FÜR DEN GEFLECHTSSCHLAUCH UND SPIRALSCHLAUCH*

*TABLA DE COMPATIBILIDAD ENTRE RECORES CON CASQUILLO PREMONTADO IT Y MANGUERAS TRENZADAS Y ESPIRALES**

5	6	8	10	12	16	19	25	31	38	51	63	76
3/16”	1/4”	5/16”	3/8”	1/2”	5/8”	3/4”	1”	1 1/4”	1 1/2”	2”	2.1/2”	3”
-03	-04	-05	-06	-08	-10	-12	-16	-20	-24	-32	-40	-48
	K											
			J									
	K											
			J									
	K											
	K											
			J								J	
	K											
			J									
	K											
	K (SK117)				K (SK216)							
			J			J						
R-04	R-05	R-06	R-08 (13/32”)	R-10	R-12	R-16 (7/8”)		R-20 (1 1/8”)	R-24 (1 3/8”)	R-32 (1 3/16”)		
	T											
T												
T												
			J									
						X						
								J				
								X				
						J		H				
								X				
						J		H		HLZ		
						X				XLZ		
							J					
						X						
					J							
							X					
				J								
						X						
								H		HLZ		
								X				

Please refer to our crimping chart for more detailed information.
Per informazioni complete, vi preghiamo di consultare le nostre specifiche di pinzatura.
Für detailiertere Informationen benutzen Sie bitte unsere Bearbeitungstabellen
Para mayor detalles le rogamos de consultar las nuestras tablas de prensadura.

The Letters identify the coupling and the ferrule series. Example: B (coupling series) + SN03T (ferrule series)
Le Lettere indicano la serie del raccordo e della boccola. Example: B (coupling series) + SN03T (ferrule series)
Die Buchstaben geben die Armaturen und Fassungsserien an. Example: B (coupling series) + SN03T (ferrule series)
Las letras idican la serie del racor y del casquillo. Example: B (coupling series) + SN03T (ferrule series)

© Intertraco (Italia) S.p.A. All rights are reserved - 3

ONE PIECE FITTINGS APPLICATION CHART AND MATCHING POSSIBILITIES FOR WIRE BRAIDED AND MULTISPIRAL HOSES *2

APPLICAZIONI E COMPATIBILITÀ DEI RACCORDI A PEZZO UNICO INTERTRACO CON TUBI TRECCIATI E SPIRALATI * 2

INSERT / FERRULE *INSERTO / BOCCOLA* ARMATUR/FASSUNG *RACOR/CASQUILLO*		APPLICATION *APPLICAZIONE* ANWENDUNG *APLICACIONES*	STD	WIRE BRAID							
				EN 853 1SN SAE 100 R1AT	EN 853 2SN SAE 100 R2AT	EN 857 1SC	EN 857 2SC SAE 100 R16	-	-	SAE 100 R17	
				FLEXIT 1T	FLEXIT 2T	FLEXIT SK117	FLEXIT SC216	FLEXIT SK216 *	FLEXIT SK142	FLEXIT SK117 SK216	
K SERIES	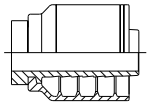	NO-SKIVE		-04/-16	-04/-16	-04/-16	-04/-16	-04/-16	-04/-08	-04/-16	
J SERIES	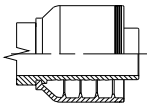	NO-SKIVE		-06/-48	-06/-48		-06/-16 -40/-48	-06/-20			
H SERIES	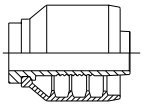	NO-SKIVE									
HLZ SERIES	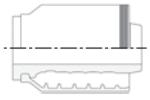	NO-SKIVE									
X SERIES	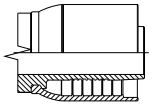	EXT-SKIVE									
XLZ SERIES	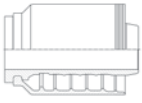	EXT-SKIVE									
T SERIES	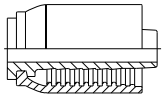	NO-SKIVE									
R SERIES	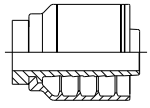	NO-SKIVE									

***1**: For SAE R5, R8 and EN 854 1TE, 2TE, 3TE, please contact our technical dept.
Per i tubi SAE R5, R8 e EN 854 1TE, 2TE, 3TE, vi preghiamo di contattare il nostro ufficio tecnico.
Bei SAE R5, R8 und EN 854 1TE, 2TE, 3TE, wenden Sie sich bitte an unsere technische Abteilung.
Para las mangueras SAE R5, R8 y EN 854 1TE, 2TE, 3TE, le rogamos de contactar el nuestro departamento tecnico.

***2**: Any hose and coupling combination should be fully tested before being utilized. The above information are guidelines only.
Le combinazioni indicate sono da considerarsi linee guida, da confermare con i test specifici previsti dalle normative di riferimento.
Jede Schlauch/Armaturenverbindung muss vor dem Einsatz vollständing getestet sein. Die zuvor genannte Information ist nur eine Richtlinie.
Las combinaciones indicadas son lineas guias a reconfirmar con los test especificos previsto da las normativas de riferimiento.

***3**: Please refer to our crimping chart for more detailed information.
Per informazioni complete vi preghiamo di consultare le nostre specifiche di pinzatura.
Für detailierertere Informationen benutzen Sie bitte unsere Bearbeitungstabellen.
Para mayor detalles le rogamos de consultar las nuestras tablas de prensadura.

FLEXIT SK 216* 2 wire compact high pressure - *tubo compatto 2 trecce* - 2-Draht-Kompakt Hochdruckgeflechtsschlauch - *manguera 2 mallas compacta.*

 © Intertraco (Italia) S.p.A. All rights are reserved

intertraco

ANWENDUNGSTABELLE FÜR EINTEILGE ARMATUREN UND ZUORDNUNGSMÖGLICHKEITEN FÜR DEN GEFLECHTSSCHLAUCH UND SPIRALSCHLAUCH *2

TABLA DE APLICACIONES Y COMPATIBILIDADES ENTRE LOS RACORES CON CASQUILLO PREMONTADO INTERTRACO CON MANGUERAS TRENZADAS Y ESPIRALES *2

HOSE					WIRE SPIRAL HOSE							
-	SAE 100 R5 (*6)	SAE 100 R6	SAE 100 R7	-	EN 856 4SP	SAE 100 R12	EN 856 R13 SAE 100 R13	SAE 100 R15	EN 856 4SH	-	SAE 100 R15	SAE 100 R15
FLEXIT 3T **	FLEXIT R5	FLEXIT EZ-LOCK	FLEXIT T7	FLEXIT T14	FLEXIT SHP		FLEXIT 5000	FLEXIT 6000 (*5)	FLEXIT H4	FLEXIT 4ST	FLEXIT 4ST+	FLEXIT 6ST
-06/-08 -12/-16					-06/-16	-20/-32	-12/-16	-12/-16	-16/-32	-10/-32	-08/-20	
							-20/-32	-20/-24				-20/-24
								-32				-32
					-12/-16	-20/-32	-20/-32	-12/-24	-12/-32	-16/-32	-12/-20	-20/-32
								-32				
		-04/-12	-03/-16	-02/-16								
	-03/-32											

SIZE	-03	-04	-05	-06	-08	-10	-12	-16	-20	-24	-32	-40	-48
Ø mm	5	6	8	10	12	16	19	25	31	38	51	63	76
Ø inch	3/16”	1/4”	5/16”	3/8”	1/2”	5/8”	3/4”	1”	1 1/4”	1 1/2”	2”	2 1/2”	3”

***5** The Numbers identify the coupling sizes.
I Numeri indicano il size del raccordo.
Die Zahlen geben die Armaturennennweiten an.
Los numeros indican la pulgada del racor.

***6** R5 hoses and couplings follow different bore sizes. Please refer to specific catalogues and consult our tecnical dept.
A parita’ di size, i tubi ed i raccordi della serie R5 hanno diametri di foro e portagomma diversi da quelli standard.
Vi preghiamo di fare riferimento ai nostri cataloghi e di contattare il nostro ufficio tecnico.
R5 schlauch und armaturen haben abweichende innendurchmesser. Bitte benutzen sie hierzu spezielle kataloge und wenden sie sich an unsere technische abteilung.
Manguera y racores de la serie 5 con la misma pulgada tienes diametro de aguiero y manguito diferente respecto a los standard.
Le rogamos de utilizar como referencia nuestros catalogos y de contactar nuestro departamento tecnico.

FLEXIT 3T** 3 wire thin cover - *tubo 3 trecce copertura sottile* - 3-Draht-Hochdruckgeflechtsschlauch - *manguera 3 mallas compacta*

© Intertraco (Italia) S.p.A. All rights are reserved

WARNING

Intertraco products are part of an engineered system which must be assembled and used in accordance with Intertraco instructions and limitations.

Intertraco hose fittings must be used in accordance with the international standards SAE, ISO, EN, DIN, BS, UNI. Any other use is strictly prohibited.

Failure to follow Intertraco instructions and limitations could lead to premature hose assemblies failures resulting in property damage, serious injury or death.

Intertraco's limited warranty shall apply only if the customer uses hose and fittings specifically engineered and produced to Intertraco process specifications.

Intertraco hose assemblies, covered by DNV, Lloyd and ABS certifications, must be used in accordance with these standards. Any other use is strictly prohibited.

Intertraco does not identify all the end users of its products so that cannot distribute to these end users the product safety and use information.
Therefore, we must rely on the sellers and distributors of Intertraco products to provide a copy of this warning and precautions to all the end users.

© Intertraco (Italia) S.p.A. All rights are reserved

ONE PIECE FITTINGS 1P015

K SERIES - SERIE

FOR WIRE BRAID HOSES - NO SKIVE

PER TUBI TRECCIATI IN APPLICAZIONE NO-SKIVE

FÜR GEFLECHTSCHLÄUCHE - NO-SKIVE

PARA MANGUERA DE UNA O DOS MALLAS SIN PELADURA

J SERIES - SERIE

FOR MULTISPIRAL AND WIRE BRAID HOSES - NO SKIVE

PER TUBI 4 SPIRALI E TRECCIATI - NO-SKIVE

FÜR MULTISPIRAL - UND GEFLECHTSCHLÄUCHE - NO SKIVE

PARA MANGUERA 4 ESPIRALES Y DE UNA O DOS MALLAS SIN PELADURA

H SERIES - SERIE

FOR 6 SPIRAL HOSES - NO SKIVE

PER TUBI A 6 SPIRALI - NO-SKIVE

FÜR 6-SPIRALSCHLÄUCHE - NO-SKIVE

PARA MANGUERA 6 ESPIRALES SIN PELADURA

X SERIES - SERIE

FOR 4 AND 6 SPIRAL HOSES - SKIVE APPLICATION

PER TUBI A 4 E 6 SPIRALI - PELATURA TUBO ESTERNA

SKIVE ARMATUREN FÜR 4 - UND 6-SPIRALSCHLÄUCHE

PARA MANGUERA 4 Y 6 ESPIRALES - PELADURA EXTERNA

T SERIES - SERIE

FOR SAE 100 R7 AND R14 HOSES

PER TUBI TIPO R7 E TUBI TEFLON R14

FÜR THERMOPLASTIK- UND SAE 100 R14 SCHLAUCH

PARA MANGUERA TERMOPLASTICA Y TEFLON R14

intertraco

© Intertraco (Italia) S.p.A. All rights are reserved

intertraco

SERIES

SERIE

K

FOR WIRE BRAID HOSES
NO SKIVE

PER TUBI TRECCIATI IN APPLICAZIONE
NO SKIVE

FÜR GEFLECHTSCHLÄUCHE
NO SKIVE

PARA MANGUERA DE UNA O DOS MALLAS
SIN PELADURA

© Intertraco (Italia) S.p.A. All rights are reserved

INDEX-*INDICE*-INDEX-*INDICE*

PRODUCT *PRODOTTO* PRODUKT *PRODUCTO*		DESCRIPTION *DESCRIZIONE* BEZEICHNUNG *DESCRIPCION*	PAGE *PAGINA* SEITE *PAGINA*
NPTF-NPSM	MN10K	NPTF MALE (60° CONE SEAT)	20
		MASCHIO NPTF SV. 60°	
		AGN ANSCHLUSSSTUTZEN MIT KONISCHEM NPTF-GEWINDE SELBSTDICHTEND 60° KONUS	
		MACHO FIJO NPTF CONO 60°	
	MNA10K	NPTF MALE (60° CONE SEAT)	21
		MASCHIO NPTF SV. 60°	
		AGN ANSCHLUSSSTUTZEN MIT KONISCHEM NPTF-GEWINDE SELBSTDICHTEND 60° KONUS	
		MACHO FIJO NPTF CONO 60°	
	MG10K	NPTF MALE SWIVEL (60° CONE SEAT)	22
		MASCHIO GIREVOLE DIRITTO NPTF CONO 60°	
		NPTF AUSSENGEWINDE 60° KONUS	
		MACHO GIRATORIO NPTF CONO 60°	
	MG90K	NPTF MALE SWIVEL - 90° ELBOW (60° CONE SEAT)	23
		MASCHIO GIREVOLE 90° NPTF CONO 60°	
		90° NPTF AUSSENGEWINDE 60° KONUS	
		MACHO GIRATORIO NPTF CONO 60°	
	FN10K	NPTF FEMALE RIGID	24
		FEMMINA FISSA NPTF	
		NPTF INNENGEWINDE-ARMATUR	
		HEMBRA RIGIDA RECTA NPTF	
	FN11K	NPSM FEMALE SWIVEL (60° CONE SEAT)	25
		FEMMINA NPSM DIRITTA CONO 60°	
		DICHTKOPF 60° NPSM	
		HEMBRA GIRATORIA RECTA NPSM CONO 60°	
JIC	MJ10K	JIC 37° MALE	26
		MASCHIO JIC CONO 37°	
		AGJ JIC-ANSCHLUSSSTUTZEN 37° KONUS MIT UNF GEWINDE	
		MACHO FIJO JIC 37°	
	FJ11K	JIC 37° FEMALE SWIVEL	28
		FEMMINA JIC DRITTA SV. 37°	
		DKJ JIC- DICHTKOPF 37° KONUS UNF GEWINDE	
		HEMBRA GIRATORIA RECTA JIC 37°	
	FJ41K	JIC 37° FEMALE SWIVEL - 45° ELBOW	30
		FEMMINA JIC 45° SV. 37°	
		DKJ 45° - 37° KONUS	
		HEMBRA GIRATORIA A 45° JIC 37°	
	FJ91K	JIC 37° FEMALE SWIVEL - 90° ELBOW	32
		FEMMINA JIC 90° SV. 37°	
		DKJ 90° - 37° KONUS	
		HEMBRA GIRATORIA A 90° JIC 37°	

© Intertraco (Italia) S.p.A. All rights are reserved

K

FOR WIRE BRAID HOSES - NO SKIVE
PER TUBI TRECCIATI IN APPLICAZIONE NO-SKIVE
FÜR GEFLECHTSCHLÄUCHE - NO-SKIVE
PARA MANGUERA DE UNA O DOS MALLAS SIN PELADURA

PRODUCT *PRODOTTO* PRODUKT *PRODUCTO*		DESCRIPTION *DESCRIZIONE* BEZEICHNUNG *DESCRIPCION*	PAGE *PAGINA* SEITE *PAGINA*
JIC	FJ91K-L	JIC 37° FEMALE SWIVEL - 90° ELBOW (LONG DROP)	34
		FEMMINA JIC 90° SV. 37° (VERSIONE ALTA)	
		DKJ 90° SONDER-SL - 37° KONUS	
		HEMBRA GIRATORIA A 90° JIC 37° (CODO LARGO)	
	KJ91K	JIC 37° FEMALE SWIVEL - 90° ELBOW (COMPACT FORGED)	35
		FEMMINA JIC COMPATTA 90° SV. 37°	
		DKJ JIC- DICHTKOPF KOMPAKT 90° UNF-GEWINDE 37° KONUS	
		HEMBRA GIRATORIA A 90° COMPACTA JIC 37°	
ORFS	OM10K	ORFS MALE	36
		MASCHIO ORFS	
		ORFS- ARMATUR AUSSENGEWINDE	
		MACHO FIJO ORFS	
	OR13K	ORFS FEMALE SWIVEL	37
		FEMMINA ORFS DIRITTA	
		ORFS- ARMATUR INNENGEWINDE	
		HEMBRA GIRATORIA RECTA ORFS	
	OR43K	ORFS FEMALE SWIVEL - 45° ELBOW	38
		FEMMINA ORFS 45°	
		ORFS- ARMATUR 45°	
		HEMBRA GIRATORIA A 45° ORFS	
	OR93K	ORFS FEMALE SWIVEL - 90° ELBOW	39
		FEMMINA ORFS 90°	
		ORFS- ARMATUR 90°	
		HEMBRA GIRATORIA A 90° ORFS	
	OR93K-L	ORFS FEMALE SWIVEL - 90° ELBOW (LONG DROP)	40
		FEMMINA ORFS 90° (VERSIONE ALTA)	
		ORFS- ARMATUR 90° SONDER-SL	
		HEMBRA GIRATORIA A 90° ORFS (CODO LARGO)	
SAE	MU10K	SAE 45° MALE	41
		MASCHIO SAE CONO 45°	
		SAE AUSSENGEWINDE 45° KONUS	
		MACHO FIJO SAE 45°	
	FU11K	SAE 45° FEMALE SWIVEL	42
		FEMMINA SAE DIRITTA SV. 45°	
		SAE DICHTKOPF 45° KONUS	
		HEMBRA GIRATORIA RECTA SAE 45°	

 © Intertraco (Italia) S.p.A. All rights are reserved

intertraco

K

FOR WIRE BRAID HOSES - NO SKIVE
PER TUBI TRECCIATI IN APPLICAZIONE NO-SKIVE
FÜR GEFLECHTSCHLÄUCHE - NO-SKIVE
PARA MANGUERA DE UNA O DOS MALLAS SIN PELADURA

PRODUCT *PRODOTTO* PRODUKT *PRODUCTO*		DESCRIPTION *DESCRIZIONE* BEZEICHNUNG *DESCRIPCION*	PAGE *PAGINA* SEITE *PAGINA*
SAE	FU91K	SAE 45° FEMALE SWIVEL - 90° ELBOW *FEMMINA SAE 90° SV. 45°* 90° SAE DICHTKOPF 45° KONUS *HEMBRA GIRATORIA A 90° SAE 45°*	43
	ME10K	O-RING BOSS MALE *MASCHIO SAE O-RING* SAE AUSSENGEWINDE O-RING BOSS *MACHO FIJO O-RING BOSS*	44
	MV10K	O-RING BOSS MALE SWIVEL *MASCHIO GIREVOLE DIRITTO SAE O-RING* SAE AUSSENGEWINDE O-RING BOSS *MACHO GIRATORIO RECTO O-RING BOSS*	45
	MV40K	O-RING BOSS MALE SWIVEL - 45° ELBOW *MASCHIO GIREVOLE 45° SAE O-RING* 45° SAE AUSSENGEWINDE O-RING BOSS *MACHO GIRATORIO 45° O-RING BOSS*	46
	MV90K	O-RING BOSS MALE SWIVEL - 90° ELBOW *MASCHIO GIREVOLE 90° SAE O-RING* 90° SAE AUSSENGEWINDE O-RING BOSS *MACHO GIRATORIO 90° O-RING BOSS*	47
	MZ10K	SAE INVERTED FLARE MALE SWIVEL *MASCHIO GIREVOLE DIRITTO SAE SV. INVERTITA* SAE INVERTED FLARE MALE SWIVEL *MACHO GIRATORIO SAE INVERTIDO*	48
	MZ40K	SAE INVERTED FLARE MALE SWIVEL - 45° ELBOW *MASCHIO GIREVOLE 45° SAE SV. INVERTITA* SAE INVERTED FLARE MALE SWIVEL - 45° ELBOW *MACHO GIRATORIO A 45° SAE INVERTIDO*	49
	MZ90K	SAE INVERTED FLARE MALE SWIVEL - 90° ELBOW *MASCHIO GIREVOLE 90° SAE SV. INVERTITA* SAE INVERTED FLARE MALE SWIVEL - 90° ELBOW *MACHO GIRATORIO A 90° SAE INVERTIDO*	50
	MFA10K	SAE FLARLESS MALE ASSEMBLY *MASCHIO SAE SV. 24* SAE FLARLESS MALE ASSEMBLY *MACHO FIJO SAE INVERTIDO*	51

GREASE	FGR10K	FEMALE GREASE *FEMMINA FISSA SPL-PTF INGRASSATORE* INNENGEWINDE-ARMATUR FÜR FETTSCHMIERUNG *HEMBRA ENGRASADORA*	52

© Intertraco (Italia) S.p.A. All rights are reserved

K

FOR WIRE BRAID HOSES - NO SKIVE
PER TUBI TRECCIATI IN APPLICAZIONE NO-SKIVE
FÜR GEFLECHTSCHLÄUCHE - NO-SKIVE
PARA MANGUERA DE UNA O DOS MALLAS SIN PELADURA

PRODUCT *PRODOTTO* PRODUKT *PRODUCTO*		DESCRIPTION *DESCRIZIONE* BEZEICHNUNG *DESCRIPCION*	PAGE *PAGINA* SEITE *PAGINA*
JIS	FT11K	JIS FEMALE SWIVEL (60° CONE - TOYOTA STYLE)	53
		FEMMINA GAS CONO 60° STILE TOYOTA	
		DICHTKOPF JIS (60° KONUS TOYOTA-TYP)	
		HEMBRA GIRATORIA RECTA JIS CONO 60° ESTILO TOYOTA	
	FK11K	KOMATSU STYLE FEMALE SWIVEL 60° CONE	54
		FEMMINA METRICA DIRITTA STILE KOMATSU CONO 60°	
		KOMATSU-TYP METRISCHES GEWINDE 60° KONUS	
		HEMBRA GIRATORIA RECTA CONO 60° ESTILO KOMATSU	
	FK41K	KOMATSU STYLE FEMALE SWIVEL 60° CONE - 45° ELBOW	55
		FEMMINA METRICA 45° STILE KOMATSU CONO 60°	
		KOMATSU-TYP 45° METRISCHES GEWINDE 60° KONUS	
		HEMBRA GIRATORIA A 45° CONO 60° ESTILO KOMATSU	
	FK91K	KOMATSU STYLE FEMALE SWIVEL 60° CONE - 90° ELBOW	56
		FEMMINA METRICA 90° STILE KOMATSU CONO 60°	
		KOMATSU-TYP 90° METRISCHES GEWINDE 60° KONUS	
		HEMBRA GIRATORIA A 90° CONO 60° ESTILO KOMATSU	
	AK10K	KOMATSU STYLE STRAIGHT FLANGE (FOR METRIC O-RING)	57
		FLANGIA DIRITTA STILE KOMATSU (O-RING METRICO)	
		FLANSCHBUND KOMATSU-TYP GERADE	
		BRIDA RECTA ESTILO KOMATSU (O-RING METRICO)	
	AK40K	KOMATSU STYLE - 45° ELBOW FLANGE (FOR METRIC O-RING)	58
		FLANGIA 45° STILE KOMATSU (O-RING METRICO)	
		FLANSCHBUND KOMATSU-TYP 45°	
		BRIDA A 45° ESTILO KOMATSU (O-RING METRICO)	
	AK90K	KOMATSU STYLE - 90° ELBOW FLANGE (FOR METRIC O-RING)	59
		FLANGIA 90° STILE KOMATSU (O-RING METRICO)	
		FLANSCHBUND KOMATSU-TYP 90°	
		BRIDA A 90° ESTILO KOMATSU (O-RING METRICO)	

BSP-BSPT	MT10K	BSPT TAPERED MALE 60° CONE	60
		MASCHIO BSP CONICO SV. 60°	
		BSPT AUSSENGWINDE 60° KONUS	
		MACHO FIJO BSPT CONO 60°	
	MB10K	BSP MALE 60° CONE	61
		MASCHIO BSP CILINDRICO SV. 60°	
		AGR BSP-ANSCHLUSSSTUTZEN 60° KONUS MIT BSP AG	
		MACHO FIJO BSP CONO 60°	
	FB11K	BSP FEMALE SWIVEL 60° CONE	62
		FEMMINA BSP DIRITTA CONO 60°	
		DKR BSP DICHTKOPF 60° KONUS BSP GEWINDE	
		HEMBRA GIRATORIA RECTA BSP CONO 60°	

© Intertraco (Italia) S.p.A. All rights are reserved

K

FOR WIRE BRAID HOSES - NO SKIVE
PER TUBI TRECCIATI IN APPLICAZIONE NO-SKIVE
FÜR GEFLECHTSCHLÄUCHE - NO-SKIVE
PARA MANGUERA DE UNA O DOS MALLAS SIN PELADURA

PRODUCT *PRODOTTO* PRODUKT *PRODUCTO*		DESCRIPTION *DESCRIZIONE* BEZEICHNUNG *DESCRIPCION*	PAGE *PAGINA* SEITE *PAGINA*
BSP-BSPT	FB41K	BSP FEMALE SWIVEL 60° CONE - 45° ELBOW *FEMMINA BSP 45° CONO 60°* DKR 45° - 60° KONUS *HEMBRA GIRATORIA A 45° BSP CONO 60°*	64
	FB91K	BSP FEMALE SWIVEL 60° CONE - 90° ELBOW *FEMMINA BSP 90° CONO 60°* DKR 90° - 60° KONUS *HEMBRA GIRATORIA A 90° BSP CONO 60°*	65
	FO13K	BSP O-RING FEMALE SWIVEL 60° CONE *FEMMINA BSP DIRITTA O-RING CONO 60°* DKR BSP DICHTKEGEL MIT O-RING - 60° KONUS *HEMBRA GIRATORIA RECTA BSP CONO 60° CON JUNTA TORICA*	66
	FO43K	BSP O-RING FEMALE SWIVEL 60° CONE - 45° ELBOW *FEMMINA BSP 45° CONO 60° SEDE O-RING* DKR 45° BSP DICHTKEGEL MIT O-RING - 60° KONUS *HEMBRA GIRATORIA A 45° BSP CONO 60° CON JUNTA TORICA*	67
	FO93K	BSP O-RING FEMALE SWIVEL 60° CONE - 90° ELBOW *FEMMINA BSP 90° O-RING CONO 60°* DKR 90° BSP DICHTKEGEL MIT O-RING - 60° KONUS *HEMBRA GIRATORIA A 90° BSP CONO 60° CON JUNTA TORICA*	68
	KM91K	BSP FEMALE SWIVEL 60° CONE - 90° ELBOW (COMPACT FORGED) *FEMMINA BSP COMPATTA 90° CONO 60°* DKR BSP-DICHTKOPF KOMPAKT 90° UNF-GEWINDE 60° KONUS *HEMBRA GIRATORIA 90° COMPACTA BSP CONO 60°*	69
	FP11K	BSP FLAT FACE FEMALE SWIVEL *FEMMINA BSP FACCIA PIANA DIRITTA* BSP FLACHDICHTEND BSP GEWINDE *HEMBRA GIRATORIA RECTA BSP CON ASIENTO PLANO*	70
	BB10K	BSP BANJO *BANJO BSP* RINGNIPPEL BSP *ORIENTABLE BANJO BSP*	71
	VB10B	BSP BANJO BOLT *VITE FORATA BSP* HOHLSCHRAUBE BSP GEWINDE *TORNILLO BSP PARA ORIENTABLE BANJO*	72

METRIC	KW13K	JET WASH FEMALE SWIVEL “K” TYPE *FEMMINA DIRITTA PER IDROPLULITRICE TIPO “K”* PRESSNIPPEL DKO FUER WASCHGERAETE *HEMBRA GIRATORIA JET WASH ESTILO “K”*	73

© Intertraco (Italia) S.p.A. All rights are reserved - 15

K

FOR WIRE BRAID HOSES - NO SKIVE
PER TUBI TRECCIATI IN APPLICAZIONE NO-SKIVE
FÜR GEFLECHTSCHLÄUCHE - NO-SKIVE
PARA MANGUERA DE UNA O DOS MALLAS SIN PELADURA

PRODUCT *PRODOTTO* PRODUKT *PRODUCTO*		DESCRIPTION *DESCRIZIONE* BEZEICHNUNG *DESCRIPCION*	PAGE *PAGINA* SEITE *PAGINA*
METRIC	FQ13K	METRIC FEMALE SWIVEL (MULTISEAL 24°/60° CONE SEAT)	74
		FEMMINA METRICA DIRITTA CONO UNIVERSALE (MULTISEAL 24°/60°)	
		DKL DICHTKEGEL MIT UEBERWURFMUTTER	
		HEMBRA GIRATORIA RECTA METRICA CONO MULTIUSO 24°/60°	
	FQ93K	METRIC FEMALE SWIVEL - 90° ELBOW (MULTISEAL 24°/60° CONE SEAT)	75
		FEMMINA METRICA 90° CONO UNIVERSALE (MULTISEAL 24°/60°)	
		DKL 90° DICHTKEGEL MIT UEBERWURFMUTTER	
		HEMBRA GIRATORIA A 90°METRIC CONO MULTIUSO 24°/60°	
	FM13K	METRIC FEMALE SWIVEL (60° CONE SEAT)	76
		FEMMINA METRICA DIRITTA CONO 60°	
		DICHTKOPF-UNIVERSAL 60° KONUS METRISCH	
		HEMBRA GIRATORIA RECTA METRICA CONO 60°	
	FM93K	METRIC FEMALE SWIVEL - 90° ELBOW (60° CONE SEAT)	77
		FEMMINA METRICA 90° CONO 60°	
		90° DICHTKOPF-UNIVERSAL 60° KONUS METRISCH	
		HEMBRA GIRATORIA A 90° METRICA CONO 60°	
	SM10K	METRIC STANDPIPE	78
		ERMETO DIRITTO	
		ROHRSTUTZEN BEL/ BES GERADE	
		ESPIGA LISA RECTA METRICA	
	SM40K	METRIC STANDPIPE - 45° ELBOW	79
		ERMETO 45°	
		ROHRSTUTZEN BEL/ BES 45°	
		ESPIGA LISA 45° METRICA	
	SM90K	METRIC STANDPIPE - 90° ELBOW	80
		ERMETO 90°	
		ROHRSTUTZEN BEL/ BES 90°	
		ESPIGA LISA 90° METRICA	
	BM10K	METRIC BANJO	81
		BANJO METRICO	
		RINGNIPPEL METRISCH	
		ORIENTABLE BANJO METRICO	
	VM10B	METRIC BANJO BOLT	82
		VITE FORATA METRICA	
		HOHLSCHRAUBE METRISCH	
		TORNILLO METRICO PARA ORIENTABLE BANJO	
	ML10K	METRIC LIGHT MALE (24° CONE SEAT)	83
		MASCHIO METRICO SV. 24° SERIE LEGGERA	
		CEL GEWINDEZAPFEN LEICHTE REIHE 24° KONUS	
		MACHO FIJO METRIC CONO 24° SERIE LIGERA	

 © Intertraco (Italia) S.p.A. All rights are reserved

intertraco

K

FOR WIRE BRAID HOSES - NO SKIVE
PER TUBI TRECCIATI IN APPLICAZIONE NO-SKIVE
FÜR GEFLECHTSCHLÄUCHE - NO-SKIVE
PARA MANGUERA DE UNA O DOS MALLAS SIN PELADURA

PRODUCT *PRODOTTO* PRODUKT *PRODUCTO*		DESCRIPTION *DESCRIZIONE* BEZEICHNUNG *DESCRIPCION*	91PAGE *PAGINA* SEITE *PAGINA*
METRIC	FL13K	METRIC LIGHT FEMALE SWIVEL (24° CONE SEAT) *FEMMINA METRICA DIRITTA O-RING CONO 24° SERIE LEGGERA* DKOL DICHTKEGEL MIT O-RING LEICHTE REIHE 24° KONUS *HEMBRA GIRATORIA RECTA METRICA CONO 24° SERIE LIGERA*	84
	FL43K	METRIC LIGHT FEMALE SWIVEL - 45° ELBOW (24° CONE SEAT) *FEMMINA METRICA 45° O-RING CONO 24° SERIE LEGGERA* DKOL 45° - 24° KONUS *HEMBRA GIRATORIA A 45° METRICA CONO 24° SERIE LIGERA*	85
	FL93K	METRIC LIGHT FEMALE SWIVEL - 90° ELBOW (24° CONE SEAT) *FEMMINA METRICA 90° O-RING CONO 24° SERIE LEGGERA* DKOL 90° - 24° KONUS *HEMBRA GIRATORIA A 45° METRICA CONO 24° SERIE LIGERA*	86
	MS10K	METRIC HEAVY MALE (24° CONE SEAT) *MASCHIO METRICO SV. 24° SERIE PESANTE* CES GEWINDEZAPFEN SCHWERE REIHE 24° KONUS *MACHO FIJO METRICO CONO 24° SERIE PESADA*	87
	FS13K	METRIC HEAVY FEMALE SWIVEL (24° CONE SEAT) *FEMMINA METRICA DIRITTA O-RING CONO 24° SERIE PESANTE* DKOS DICHTKEGEL MIT O-RING SCHWERE REIHE 24° KONUS *HEMBRA GIRATORIA RECTA METRICA CONO 24° SERIE PESADA*	88
	FS43K	METRIC HEAVY FEMALE SWIVEL - 45° ELBOW (24° CONE SEAT) *FEMMINA METRICA A 45° O-RING CONO 24° SERIE PESANTE* DKOS 45° - 24° KONUS *HEMBRA GIRATORIA A 45° METRICA CONO 24° SERIE PESADA*	89
	FS93K	METRIC HEAVY FEMALE SWIVEL - 90° ELBOW (24° CONE SEAT) *FEMMINA METRICA 90° O-RING CONO 24° SERIE PESANTE* *DKOS 90° - 24° KONUS* *HEMBRA GIRATORIA A 90° METRICA CONO 24° SERIE PESADA*	90

SAE 3000 CODE 61	AX10K	SAE 3000 CODE 61 STRAIGHT FLANGE *FLANGIA DIRITTA SAE 3000* SFL GERADE *BRIDA RECTA SAE 3000 PSI*	91
	AX40K	SAE 3000 CODE 61 - 45° ELBOW FLANGE *FLANGIA 45° SAE 3000* SFL 45° BOGENARMATUR *BRIDA A 45° SAE 3000 PSI*	92
	AX60K	SAE 3000 CODE 61 - 60° ELBOW FLANGE *FLANGIA 60° SAE 3000* SFL 60° BOGENARMATUR *BRIDA A 60° SAE 3000 PSI*	93

© Intertraco (Italia) S.p.A. All rights are reserved

K

FOR WIRE BRAID HOSES - NO SKIVE
PER TUBI TRECCIATI IN APPLICAZIONE NO-SKIVE
FÜR GEFLECHTSCHLÄUCHE - NO-SKIVE
PARA MANGUERA DE UNA O DOS MALLAS SIN PELADURA

PRODUCT *PRODOTTO* PRODUKT *PRODUCTO*		DESCRIPTION *DESCRIZIONE* BEZEICHNUNG *DESCRIPCION*	PAGE *PAGINA* SEITE *PAGINA*
SAE 3000 CODE 61	AX90K	SAE 3000 CODE 61 - 90° ELBOW FLANGE	94
		FLANGIA 90° SAE 3000	
		SFL 90° BOGENARMATUR	
		BRIDA A 90° SAE 3000 PSI	
STAPLE LOCK	ST11K	STAPLE LOCK MALE	95
		RACCORDO MASCHIO PER MINIERA (STAPLE)	
		DICHTKOPF “STAPLE LOCK”	
		MACHO FIJO PARA MINERÍA (STAPLE)	
	WO10K	BRAZING TAIL	96
		INSERTO A SALDARE	
		LÖTFUSSTEIL	
		ESPIGA PARA SOLDADURA	

 © Intertraco (Italia) S.p.A. All rights are reserved

intertraco

© Intertraco (Italia) S.p.A. All rights are reserved - 19

FOR WIRE BRAID HOSES - NO SKIVE
PER TUBI TRECCIATI IN APPLICAZIONE - NO SKIVE
FÜR GEFLECHTSCHLÄUCHE - NO SKIVE
PARA MANGUERA DE UNA O DOS MALLAS SIN PELADURA

NPTF MN10K

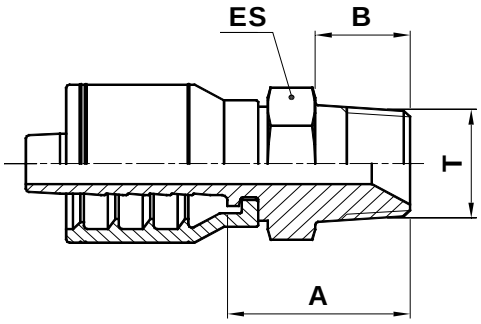

NPTF MALE (60° CONE SEAT)

MASCHIO NPTF SV. 60°

AGN ANSCHLUSSSTUTZEN
MIT KONISCHEM NPTF-GEWINDE
SELBSTDICHTEND 60° KONUS

MACHO FIJO NPTF CONO 60°

CODE CODICE BEST.-NR CODIGO	Ø HOSE Ø TUBO Ø SCHLAUCH Ø MANGUERA			T	A		B		ES		
	DN	INCH	SIZE		[mm]	[in]	[mm]	[in]	[mm]	[in]	[in]
MN10K-04-02	6	1/4”	04	1/8” - 27	22	0,87	9,5	0,37	14	0,551	9/16”
MN10K-04-04	6	1/4”	04	1/4” - 18	26,5	1,04	14	0,55	14	0,551	9/16”
MN10K-04-06	6	1/4”	04	3/8” - 18	28	1,10	14	0,55	19	0,748	3/4”
MN10K-04-08	6	1/4”	04	1/2” - 14	33	1,30	19	0,75	22	0,866	7/8”
MN10K-05-04	8	5/16”	05	1/4” - 18	26,5	1,04	14	0,55	14	0,551	9/16”
MN10K-05-06	8	5/16”	05	3/8” - 18	28	1,10	14	0,55	19	0,748	3/4”
MN10K-06-04	10	3/8”	06	1/4” - 18	26,5	1,04	14	0,55	17	0,669	11/16”
MN10K-06-06	10	3/8”	06	3/8” - 18	28	1,10	14	0,55	19	0,748	3/4”
MN10K-06-08	10	3/8”	06	1/2” - 14	33	1,30	19	0,75	22	0,866	7/8”
MN10K-08-04	12	1/2”	08	1/4” - 18	28,5	1,12	14	0,55	22	0,866	7/8”
MN10K-08-06	12	1/2”	08	3/8” - 18	28,5	1,12	14	0,55	19	0,748	3/4”
MN10K-08-08	12	1/2”	08	1/2” - 14	33,5	1,32	19	0,75	22	0,866	7/8”
MN10K-08-12	12	1/2”	08	3/4” - 14	34	1,34	19	0,75	27	1,063	1.1/16”
MN10K-10-08	16	5/8”	10	1/2” - 14	33,5	1,32	19	0,75	24	0,945	15/16”
MN10K-10-12	16	5/8”	10	3/4” - 14	41	1,61	19	0,75	27	1,063	1.1/16”
MN10K-12-08	19	3/4”	12	1/2” - 14	34,5	1,36	19	0,75	27	1,063	1.1/16”
MN10K-12-12	19	3/4”	12	3/4” - 14	41,5	1,63	19	0,75	27	1,063	1.1/16”
MN10K-12-16	19	3/4”	12	1” - 11.1/2	46,5	1,83	24	0,94	36	1,417	1.7/16”
MN10K-16-12	25	1”	16	3/4” - 14	43	1,69	19	0,75	32	1,260	1.1/4”
MN10K-16-16	25	1”	16	1” - 11.1/2	48	1,89	24	0,94	36	1,417	1.7/16”
MN10K-16-20	25	1”	16	1.1/4” - 11.1/2	60	2,36	24,5	0,96	46	1,811	1.13/16”

 © Intertraco (Italia) S.p.A. All rights are reserved

K

FOR WIRE BRAID HOSES - NO SKIVE
PER TUBI TRECCIATI IN APPLICAZIONE - NO SKIVE
FÜR GEFLECHTSCHLÄUCHE - NO SKIVE
PARA MANGUERA DE UNA O DOS MALLAS SIN PELADURA

NPTF MNA10K

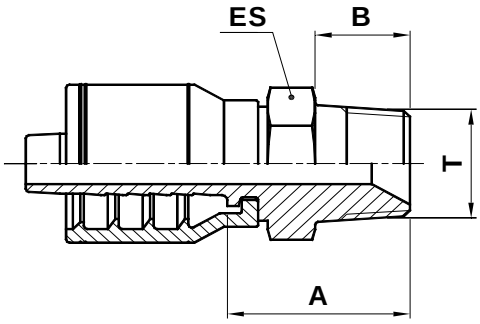

NPTF MALE (60° CONE SEAT) - LONG NOSE API STYLE VERSION

MASCHIO NPTF SV. 60° (VERSIONE API)

NPTF AUSSENGEWINDE 60° KONUS (API VERSION)

MACHO FIJO NPTF CONO 60° TIPO LARGO ESTILO API

CODE CODICE BEST.-NR CODIGO	Ø HOSE Ø TUBO Ø SCHLAUCH Ø MANGUERA			T	A		B		ES		
	DN	INCH	SIZE		[mm]	[in]	[mm]	[in]	[mm]	[in]	[in]
MNA10K-04-06	6	1/4”	04	3/8” - 18	36	1,42	22	0,87	19	0,748	3/4”
MNA10K-06-06	10	3/8”	06	3/8” - 18	36,5	1,44	22	0,87	19	0,748	3/4”

© Intertraco (Italia) S.p.A. All rights are reserved - 21

FOR WIRE BRAID HOSES - NO SKIVE
PER TUBI TRECCIATI IN APPLICAZIONE - NO SKIVE
FÜR GEFLECHTSCHLÄUCHE - NO SKIVE
PARA MANGUERA DE UNA O DOS MALLAS SIN PELADURA

NPTF MG10K

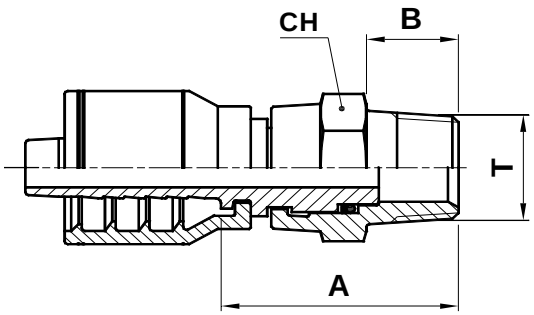

NPTF MALE SWIVEL (60° CONE SEAT)

MASCHIO GIREVOLE DIRITTO NPTF CONO 60°

NPTF AUSSENGEWINDE 60° KONUS

MACHO GIRATORIO NPTF CONO 60°

CODE CODICE BEST.-NR CODIGO	Ø HOSE Ø TUBO Ø SCHLAUCH Ø MANGUERA			T	A		B		CH		
	DN	INCH	SIZE		[mm]	[in]	[mm]	[in]	[mm]	[in]	[in]
MG10K-04-02	6	1/4”	04	1/8” - 27	36,5	1,44	9,5	0,37	17	0,669	11/16”
MG10K-04-04	6	1/4”	04	1/4” - 18	36,5	1,44	14	0,55	17	0,669	11/16”
MG10K-04-06	6	1/4”	04	3/8” - 18	41,8	1,65	14	0,55	22	0,866	7/8”
MG10K-06-04	10	3/8”	06	1/4” - 18	33,5	1,32	14	0,55	17	0,669	11/16”
MG10K-06-06	10	3/8”	06	3/8” - 18	41,8	1,65	14	0,55	22	0,866	7/8”
MG10K-06-08	10	3/8”	06	1/2” - 14	41,5	1,63	19	0,75	27	1,063	1.1/16”
MG10K-08-06	12	1/2”	08	3/8” - 18	42,3	1,67	14	0,55	22	0,866	7/8”
MG10K-08-08	12	1/2”	08	1/2” - 14	42	1,65	19	0,75	27	1,063	1.1/16”
MG10K-10-12	16	5/8”	10	3/4” - 14	54,5	2,15	19,4	0,76	36	1,417	1.7/16”
MG10K-12-08	19	3/4”	12	1/2” - 14	56,5	2,22	19	0,75	27	1,063	1.1/16”
MG10K-12-12	19	3/4”	12	3/4” - 14	55	2,17	19,4	0,76	36	1,417	1.7/16”
MG10K-16-16	25	1”	16	1” - 11.1/2	62,5	2,46	24,2	0,95	38	1,496	1.1/2”

 © Intertraco (Italia) S.p.A. All rights are reserved

NPTF MG90K

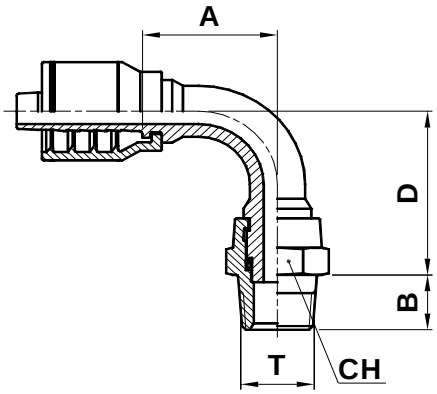

NPTF MALE SWIVEL
90° ELBOW (60° CONE SEAT)

MASCHIO GIREVOLE 90°
NPTF CONO 60°

90° NPTF AUSSENGEWINDE
60° KONUS

MACHO GIRATORIO NPTF CONO 60°

CODE CODICE BEST.-NR CODIGO	Ø HOSE Ø TUBO Ø SCHLAUCH Ø MANGUERA			T	A		B		D		CH		
	DN	INCH	SIZE		[mm]	[in]	[mm]	[in]	[mm]	[in]	[mm]	[in]	[in]
MG90K-04-04	6	1/4”	04	1/4” - 18	28	1,10	14	0,55	37	1,46	17	0,669	11/16”
MG90K-04-06	6	1/4”	04	3/8” - 18	28	1,10	14,3	0,56	43,2	1,70	22	0,866	7/8”
MG90K-06-06	10	3/8”	06	3/8” - 18	34,5	1,36	14,3	0,56	44,7	1,76	22	0,866	7/8”
MG90K-06-08	10	3/8”	06	1/2” - 14	34,5	1,36	19	0,75	54,5	2,15	27	1,063	1.1/16”
MG90K-08-08	12	1/2”	08	1/2” - 14	44,5	1,75	19	0,75	59,5	2,34	27	1,063	1.1/16”
MG90K-12-12	19	3/4”	12	3/4” - 14	61,5	2,42	19,4	0,76	91,4	3,60	36	1,417	1.7/16”

© Intertraco (Italia) S.p.A. All rights are reserved - 23

FOR WIRE BRAID HOSES - NO SKIVE
PER TUBI TRECCIATI IN APPLICAZIONE - NO SKIVE
FÜR GEFLECHTSCHLÄUCHE - NO SKIVE
PARA MANGUERA DE UNA O DOS MALLAS SIN PELADURA

NPTF FN10K

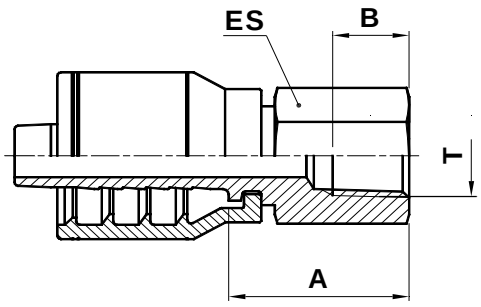

NPTF FEMALE RIGID

FEMMINA FISSA NPTF

NPTF INNENGEWINDE-ARMATUR

HEMBRA RIGIDA RECTA NPTF

CODE CODICE BEST.-NR CODIGO	Ø HOSE Ø TUBO Ø SCHLAUCH Ø MANGUERA			T	A		B		ES		
	DN	INCH	SIZE		[mm]	[in]	[mm]	[in]	[mm]	[in]	[in]
FN10K-04-02	6	1/4”	04	1/8” - 27	21,5	0,85	7,87	0,31	17	0,669	11/16”
FN10K-04-04	6	1/4”	04	1/4” - 18	26,5	1,04	11,9	0,47	19	0,748	3/4”
FN10K-04-06	6	1/4”	04	3/8” - 18	28	1,10	12,7	0,50	22	0,866	7/8”
FN10K-06-04	10	3/8”	06	1/4” - 18	26,5	1,04	12	0,47	19	0,748	3/4”
FN10K-06-06	10	3/8”	06	3/8” - 18	28	1,10	12,7	0,50	22	0,866	7/8”
FN10K-06-08	10	3/8”	06	1/2” - 14	33	1,30	16,8	0,66	27	1,063	1.1/16”
FN10K-08-06	12	1/2”	08	3/8” - 18	28,5	1,12	12,7	0,50	22	0,866	7/8”
FN10K-08-08	12	1/2”	08	1/2” - 14	33,5	1,32	17	0,67	27	1,063	1.1/16”
FN10K-12-12	19	3/4”	12	3/4” - 14	35,5	1,40	16,8	0,66	32	1,260	1.1/4”
FN10K-16-16	25	1”	16	1”	44	1,73	21,3	0,84	38	1,496	1.1/2”

 © Intertraco (Italia) S.p.A. All rights are reserved

K

FOR WIRE BRAID HOSES - NO SKIVE
PER TUBI TRECCIATI IN APPLICAZIONE - NO SKIVE
FÜR GEFLECHTSCHLÄUCHE - NO SKIVE
PARA MANGUERA DE UNA O DOS MALLAS SIN PELADURA

NPSM FN11K FN12K

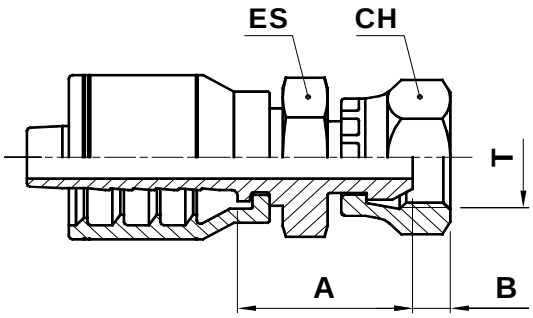

NPSM FEMALE SWIVEL (60° CONE SEAT)

FEMMINA NPSM DIRITTA CONO 60°

DICHTKOPF 60° NPSM

HEMBRA GIRATORIA RECTA NPSM CONO 60°

CODE CODICE BEST.-NR CODIGO	Ø HOSE Ø TUBO Ø SCHLAUCH Ø MANGUERA			T	A		B		ES			CH		
	DN	INCH	SIZE		[mm]	[in]	[mm]	[in]	[mm]	[in]	[in]	[mm]	[in]	[in]
FN11K-04-04	6	1/4”	04	1/4” - 18	24	0,94	4,2	0,17	19	0,748	3/4”	19	0,748	3/4”
FN11K-04-06	6	1/4”	04	3/8” - 18	26,5	1,04	5,7	0,22	22	0,886	7/8”	22	0,886	7/8”
FN11K-05-04	8	5/16”	05	1/4” - 18	24	0,94	4,2	0,17	19	0,748	3/4”	19	0,748	3/4”
FN11K-06-06	10	3/8”	06	3/8” - 18	26,5	1,04	5,7	0,22	22	0,866	7/8”	22	0,866	7/8”
FN11K-06-08	10	3/8”	06	1/2” - 14	28,5	1,12	6,9	0,27	22	0,866	7/8”	27	1,063	1.1/16”
FN11K-08-08	12	1/2”	08	1/2” - 14	29	1,14	6,9	0,27	22	0,866	7/8”	27	1,063	1.1/16”
FN11K-08-12	19	3/4”	08	3/4” - 14	37	1,46	8,7	0,34	27	1,063	1.1/16”	32	1,260	1.1/4”
FN11K-12-12	19	3/4”	12	3/4” - 14	36,8	1,45	8,7	0,34	27	1,063	1.1/16”	32	1,260	1.1/4”
FN12K-16-16	25	1”	16	1” - 11.1/2	40,5	1,59	10,5	0,41	32	1,260	1.1/4”	38	1,496	1.1/2”

NUT TYPE TIPO DI DADO HUTTER TYP TIPO DE TUERCA	FN11	FN12J
	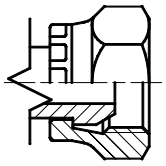	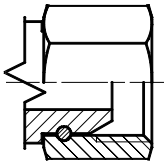

© Intertraco (Italia) S.p.A. All rights are reserved - 25

JIC MJ10K

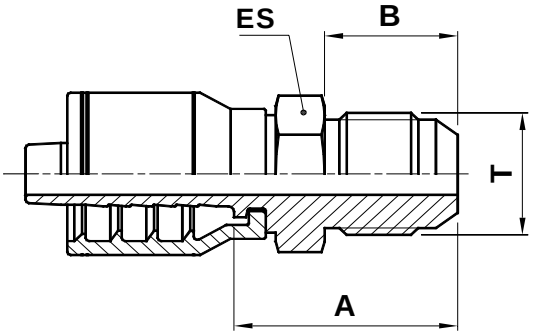

JIC 37° MALE

MASCHIO JIC CONO 37°

AGJ JIC-ANSCHLUSSSTUTZEN 37° KONUS MIT UNF GEWINDE

MACHO FIJO JIC CONO 37°

CODE CODICE BEST.-NR CODIGO	Ø HOSE Ø TUBO Ø SCHLAUCH Ø MANGUERA			T	A		B		ES		
	DN	INCH	SIZE		[mm]	[in]	[mm]	[in]	[mm]	[in]	[in]
MJ10K-04-04	6	1/4”	04	7/16” - 20	26,5	1,04	14	0,55	14	0,551	9/16”
MJ10K-04-05	6	1/4”	04	1/2” - 20	26,5	1,04	14	0,55	14	0,551	9/16”
MJ10K-04-06	6	1/4”	04	9/16” - 18	27,5	1,08	14	0,55	17	0,669	11/16”
MJ10K-05-05	8	5/16”	05	1/2” - 20	26,5	1,04	14	0,55	14	0,551	9/16”
MJ10K-05-06	8	5/16”	05	9/16” - 18	27,5	1,08	14	0,55	17	0,669	11/16”
MJ10K-06-06	10	3/8”	06	9/16” - 18	27,5	1,08	14,1	0,56	17	0,669	11/16”
MJ10K-06-08	10	3/8”	06	3/4” - 16	30,2	1,19	16,7	0,66	19	0,748	3/4”
MJ10K-06-10	10	3/8”	06	7/8” - 14	34,8	1,37	19,3	0,76	24	0,945	15/16”
MJ10K-08-06	12	1/2”	08	9/16” - 18	28,1	1,11	14,1	0,56	19	0,748	3/4”
MJ10K-08-08	12	1/2”	08	3/4” - 16	30,7	1,21	16,7	0,66	19	0,748	3/4”
MJ10K-08-10	12	1/2”	08	7/8” - 14	35	1,38	19,3	0,76	24	0,945	15/16”
MJ10K-08-12	12	1/2”	08	1.1/16” - 12	39	1,54	21,9	0,86	27	1,063	1.1/16”
MJ10K-10-08	16	5/8”	10	3/4” - 16	33,7	1,33	16,7	0,66	24	0,945	15/16”
MJ10K-10-10	16	5/8”	10	7/8” - 14	35,3	1,39	19,3	0,76	24	0,945	15/16”
MJ10K-10-12	16	5/8”	10	1.1/16” - 12	38,9	1,53	21,9	0,86	27	1,063	1.1/16”
MJ10K-12-10	19	3/4”	12	7/8” - 14	36,8	1,45	19,3	0,76	27	1,063	1.1/16”
MJ10K-12-12	19	3/4”	12	1.1/16” - 12	39,4	1,55	21,9	0,86	27	1,063	1.1/16”
MJ10K-12-14	19	3/4”	12	1.3/16” - 12	40,1	1,58	22,6	0,89	32	1,260	1.1/4”
MJ10K-12-16	19	3/4”	12	1.5/16” - 12	45,6	1,80	23,1	0,91	36	1,417	1.7/16”
MJ10K-16-16	25	1”	16	1.5/16” - 12	47,1	1,85	23,1	0,91	36	1,417	1.7/16”
MJ10K-16-20	25	1”	16	1.5/8” - 12	58,8	2,31	24,3	0,96	46	1,811	1.13/16”

 © Intertraco (Italia) S.p.A. All rights are reserved

© Intertraco (Italia) S.p.A. All rights are reserved

FOR WIRE BRAID HOSES - NO SKIVE
PER TUBI TRECCIATI IN APPLICAZIONE - NO SKIVE
FÜR GEFLECHTSCHLÄUCHE - NO SKIVE
PARA MANGUERA DE UNA O DOS MALLAS SIN PELADURA

JIC FJ11K FJ12K· FJ16K

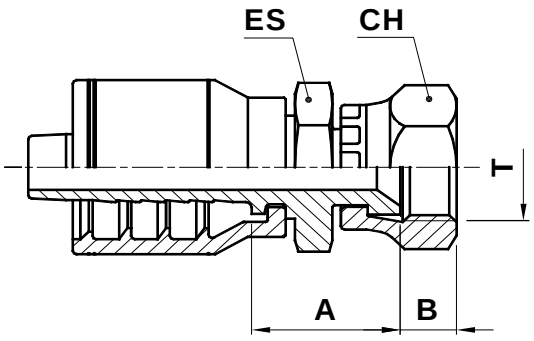

JIC 37° FEMALE SWIVEL

FEMMINA JIC DRITTA SV. 37°

DKJ JIC- DICHTKOPF 37° KONUS UNF GEWINDE

HEMBRA GIRATORIA RECTA JIC 37°

CODE CODICE BEST.-NR CODIGO	Ø HOSE Ø TUBO Ø SCHLAUCH Ø MANGUERA			T	A		B		ES			CH		
	DN	INCH	SIZE		[mm]	[in]	[mm]	[in]	[mm]	[in]	[in]	[mm]	[in]	[in]
FJ11K-03-04	5	3/16”	03	7/16” - 20	19,6	0,77	8,7	0,34	11,11	0,437	7/16”	14	0,551	9/16”
FJ11K-04-04	6	1/4”	04	7/16” - 20	20,8	0,82	8,7	0,34	14	0,551	9/16”	14	0,551	9/16”
FJ11K-04-05	6	1/4”	04	1/2” - 20	21,5	0,85	9,5	0,37	14	0,551	9/16”	17	0,669	11/16”
FJ11K-04-06	6	1/4”	04	9/16” - 18	23	0,91	9,5	0,37	14	0,551	9/16”	19	0,748	3/4”
FJ16K-04-06	6	1/4”	04	9/16” - 18	21,5	0,85	9,5	0,37	14	0,551	9/16”	17,46	0,687	11/16”
FJ11K-05-05	8	5/16”	05	1/2” - 20	15,5	0,61	9,5	0,37	--	--	--	17	0,669	11/16”
FJ11K-05-06	8	5/16”	05	9/16” - 18	21	0,83	9,5	0,37	14	0,551	9/16”	19	0,748	3/4”
FJ16K-05-06	8	5/16”	05	9/16” - 18	21	0,83	9,5	0,37	14	0,551	9/16”	17,46	0,687	11/16”
FJ11K-06-04	10	3/8”	06	7/16” - 20	22	0,87	8,7	0,34	17	0,669	11/16”	14	0,551	9/16”
FJ11K-06-05	10	3/8”	06	1/2” - 20	22,5	0,89	10,5	0,41	17	0,669	11/16”	17	0,669	11/16”
FJ11K-06-06	10	3/8”	06	9/16” - 18	23	0,91	9,5	0,37	17	0,669	11/16”	19	0,748	3/4”
FJ16K-06-06	10	3/8”	06	9/16” - 18	23	0,91	9,5	0,37	17	0,669	11/16”	17,46	0,687	11/16”
FJ11K-06-08	10	3/8”	06	3/4” - 16	26	1,02	10,7	0,42	19	0,748	3/4”	22	0,866	7/8”
FJ11K-06-10	10	3/8”	06	7/8” - 14	28,5	1,12	12,7	0,50	22	0,866	7/8”	27	1,063	1.1/16”
FJ11K-08-06	12	1/2”	08	9/16” - 18	25,5	1,00	9,5	0,37	19	0,748	3/4”	19	0,748	3/4”
FJ16K-08-06	12	1/2”	08	9/16” - 18	23,5	0,93	9,5	0,37	19	0,748	3/4”	17,46	0,687	11/16”
FJ11K-08-08	12	1/2”	08	3/4” - 16	26,5	1,04	10,7	0,42	19	0,748	3/4”	22	0,866	7/8”
FJ11K-08-10	12	1/2”	08	7/8” - 14	28,5	1,12	12,7	0,50	22	0,866	7/8”	27	1,063	1.1/16”
FJ11K-08-12	12	1/2”	08	1.1/16” - 12	34	1,34	14,3	0,56	27	1,063	1.1/16”	32	1,260	1.1/4”
FJ12K-08-12	12	1/2”	08	1.1/16” - 12	35,5	1,40	13,8	0,54	27	1,063	1.1/16”	32	1,260	1.1/4”

 © Intertraco (Italia) S.p.A. All rights are reserved

K

FOR WIRE BRAID HOSES - NO SKIVE
PER TUBI TRECCIATI IN APPLICAZIONE - NO SKIVE
FÜR GEFLECHTSCHLÄUCHE - NO SKIVE
PARA MANGUERA DE UNA O DOS MALLAS SIN PELADURA

CODE CODICE BEST.-NR CODIGO	Ø HOSE Ø TUBO Ø SCHLAUCH Ø MANGUERA			T	A		B		ES			CH		
	DN	INCH	SIZE		[mm]	[in]	[mm]	[in]	[mm]	[in]	[in]	[mm]	[in]	[in]
FJ11K-10-08	16	5/8”	10	3/4” - 16	27,4	1,08	10,7	0,42	22	0,866	7/8”	22	0,866	7/8”
FJ11K-10-10	16	5/8”	10	7/8” - 14	29,8	1,17	12,7	0,50	22	0,866	7/8”	27	1,063	1.1/16”
FJ11K-10-12	16	5/8”	10	1.1/16” - 12	34	1,34	14,3	0,56	27	1,063	1.1/16”	32	1,260	1.1/4”
FJ12K-10-12	16	5/8”	10	1.1/16” - 12	35,5	1,40	13,8	0,54	27	1,063	1.1/16”	32	1,260	1.1/4”
FJ11K-12-10	19	3/4”	12	7/8” - 14	36,3	1,43	12,7	0,50	27	1,063	1.1/16”	27	1,063	1.1/16”
FJ11K-12-12	19	3/4”	12	1.1/16” - 12	34,5	1,36	14,3	0,56	27	1,063	1.1/16”	32	1,260	1.1/4”
FJ12K-12-12	19	3/4”	12	1.1/16” - 12	36	1,42	13,8	0,54	27	1,063	1.1/16”	32	1,260	1.1/4”
FJ11K-12-14	19	3/4”	12	1.3/16” - 12	31	1,22	14,5	0,57	30	1,181	1.3/16”	36	1,417	1.7/16”
FJ12K-12-16	19	3/4”	12	1.5/16” - 12	36	1,42	16	0,63	32	1,260	1.1/4”	38	1,496	1.1/2”
FJ11K-16-12	25	1”	16	1.1/16” - 12	38	1,50	14,3	0,56	32	1,260	1.1/4”	32	1,260	1.1/4”
FJ12K-16-12	25	1”	16	1.1/16” - 12	35	1,38	13,8	0,54	32	1,260	1.1/4”	32	1,260	1.1/4”
FJ11K-16-16	25	1”	16	1.5/16” - 12	40	1,57	15,1	0,59	32	1,260	1.1/4”	38	1,496	1.1/2”
FJ12K-16-16	25	1”	16	1.5/16” - 12	35,5	1,40	16	0,63	32	1,260	1.1/4”	38	1,496	1.1/2”
FJ12K-16-20	25	1”	16	1.5/8” - 12	30	1,18	16	0,63	--	--	--	50	1,969	2”

NUT TYPE
TIPO DI DADO
HUTTER TYP
TIPO DE TUERCA

FJ11

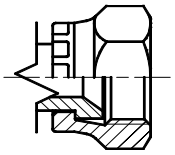

FJ12

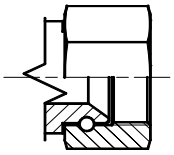

FJ16 (IMPERIAL NUT)

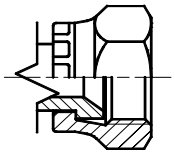

© Intertraco (Italia) S.p.A. All rights are reserved - 29

FOR WIRE BRAID HOSES - NO SKIVE
PER TUBI TRECCIATI IN APPLICAZIONE - NO SKIVE
FÜR GEFLECHTSCHLÄUCHE - NO SKIVE
PARA MANGUERA DE UNA O DOS MALLAS SIN PELADURA

JIC FJ41K FJ42K· FJ43K · FJ46K · FJ47K

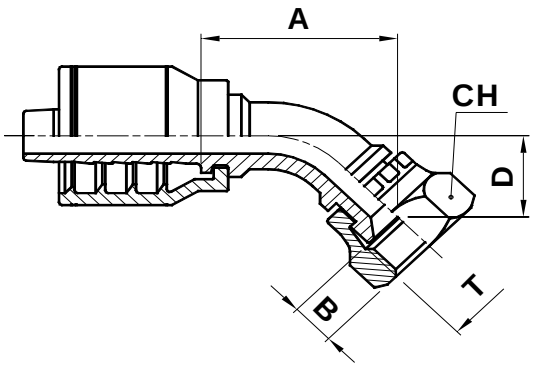

JIC 37° FEMALE SWIVEL - 45° ELBOW

FEMMINA JIC 45° SV. 37°

DKJ 45° - 37° KONUS

HEMBRA GIRATORIA A 45° JIC 37°

CODE CODICE BEST.-NR CODIGO	Ø HOSE Ø TUBO Ø SCHLAUCH Ø MANGUERA			T	A		B		D		CH		
	DN	INCH	SIZE		[mm]	[in]	[mm]	[in]	[mm]	[in]	[mm]	[in]	[in]
FJ41K-04-04	6	1/4”	04	7/16” - 20	32	1,26	8,7	0,34	13,2	0,52	14	0,551	9/16”
FJ41K-04-05	6	1/4”	04	1/2” - 20	34,5	1,36	10,5	0,41	14,8	0,58	17	0,669	11/16”
FJ43K-04-06	6	1/4”	04	9/16” - 18	33,1	1,30	9,5	0,37	13,4	0,53	19	0,748	3/4”
FJ47K-04-06	6	1/4”	04	9/16” - 18	33,1	1,30	9,5	0,37	13,4	0,53	17,46	0,687	11/16”
FJ41K-05-05	8	5/16”	05	1/2” - 20	42,5	1,67	9,5	0,37	18,3	0,72	17	0,669	11/16”
FJ41K-05-06	8	5/16”	05	9/16” - 18	30,9	1,22	9,5	0,37	12,1	0,48	19	0,748	3/4”
FJ41K-06-06	10	3/8”	06	9/16” - 18	33,9	1,33	9,5	0,37	12,1	0,48	19	0,748	3/4”
FJ46K-06-06	10	3/8”	06	9/16” - 18	33,9	1,33	9,5	0,37	12,1	0,48	17,46	0,687	11/16”
FJ43K-06-08	10	3/8”	06	3/4” - 16	42,5	1,67	10,7	0,42	15	0,59	22	0,866	7/8”
FJ43K-06-10	10	3/8”	06	7/8” - 14	50,5	1,99	12,5	0,49	19,4	0,76	27	1,063	1.1/16”
FJ41K-08-08	12	1/2”	08	3/4” - 16	40,7	1,60	10,7	0,42	13,8	0,54	22	0,866	7/8”
FJ43K-08-10	12	1/2”	08	7/8” - 14	48,5	1,91	12,5	0,49	21,2	0,83	27	1,063	1.1/16”
FJ41K-10-10	16	5/8”	10	7/8” - 14	61,5	2,42	12,7	0,50	24,8	0,97	27	1,063	1.1/16”
FJ41K-10-12	16	5/8”	10	1.1/16” - 12	64	2,52	14,3	0,56	26,5	1,04	32	1,260	1.1/4”
FJ42K-10-12	16	5/8”	10	1.1/16” - 12	60,5	2,38	13,8	0,54	29	1,14	32	1,260	1.1/4”
FJ41K-12-12	19	3/4”	12	1.1/16” - 12	67,4	2,66	14,3	0,56	26,9	1,06	32	1,260	1.1/4”
FJ42K-12-12	19	3/4”	12	1.1/16” - 12	70	2,76	13,8	0,54	28,3	1,11	32	1,260	1.1/4”
FJ42K-12-14	19	3/4”	12	1.3/16” - 12	63,9	2,52	14,5	0,57	23,2	0,91	36	1,417	1.7/16”
FJ42K-12-16	19	3/4”	12	1.5/16” - 12	69,9	2,75	16	0,63	30,4	1,20	38	1,496	1.1/2”
FJ42K-16-16	25	1”	16	1.5/16” - 12	84	3,31	16	0,63	32	1,26	38	1,496	1.1/2”

 © Intertraco (Italia) S.p.A. All rights are reserved

NUT TYPE TIPO DI DADO HUTTER TYP TIPO DE TUERCA	FJ41	FJ42	FJ43	FJ46 (IMPERIAL NUT)	FJ47 (IMPERIAL NUT)
	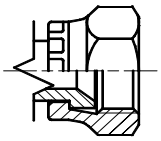	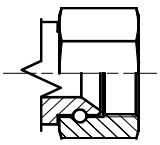	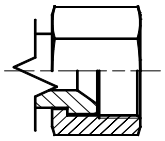	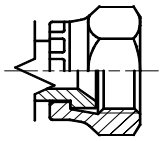	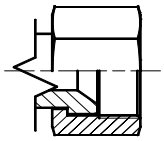

© Intertraco (Italia) S.p.A. All rights are reserved

FOR WIRE BRAID HOSES - NO SKIVE
PER TUBI TRECCIATI IN APPLICAZIONE - NO SKIVE
FÜR GEFLECHTSCHLÄUCHE - NO SKIVE
PARA MANGUERA DE UNA O DOS MALLAS SIN PELADURA

JIC FJ91K FJ92K • FJ93K • FJ96K • FJ97K

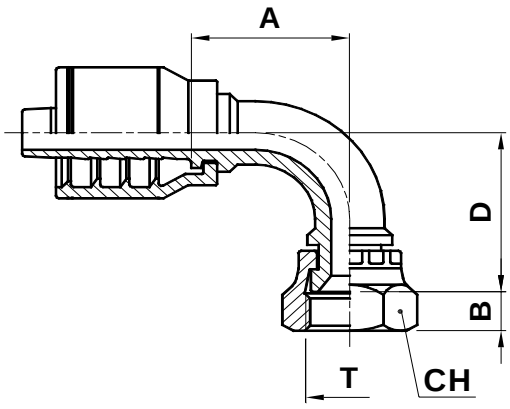

JIC 37° FEMALE SWIVEL - 90° ELBOW

FEMMINA JIC 90° SV. 37°

DKJ 90° - 37° KONUS

HEMBRA GIRATORIA A 90° JIC 37°

CODE CODICE BEST.-NR CODIGO	Ø HOSE Ø TUBO Ø SCHLAUCH Ø MANGUERA			T	A		B		D		CH		
	DN	INCH	SIZE		[mm]	[in]	[mm]	[in]	[mm]	[in]	[mm]	[in]	[in]
FJ91K-04-04	6	1/4”	04	7/16” - 20	25,3	1,00	8,7	0,34	24,5	0,96	14	0,551	9/16”
FJ91K-04-05	6	1/4”	04	1/2” - 20	29	1,14	9,5	0,37	30	1,18	17	0,669	11/16”
FJ93K-04-06	6	1/4”	04	9/16” - 18	28,5	1,12	9,5	0,37	28	1,10	19	0,748	3/4”
FJ97K-04-06	6	1/4”	04	9/16” - 18	28,5	1,12	9,5	0,37	28	1,10	17,46	0,687	11/16”
FJ91K-05-05	8	5/16”	05	1/2” - 20	32	1,26	9,5	0,37	33	1,30	17	0,669	11/16”
FJ91K-05-06	8	5/16”	05	9/16” - 18	33,9	1,33	9,5	0,37	12,1	0,48	19	0,748	3/4”
FJ91K-06-06	10	3/8”	06	9/16” - 18	27,8	1,09	9,5	0,37	23	0,91	19	0,748	3/4”
FJ96K-06-06	10	3/8”	06	9/16” - 18	27,8	1,09	9,5	0,37	23	0,91	17,46	0,687	11/16”
FJ93K-06-08	10	3/8”	06	3/4” - 16	35	1,38	10,7	0,42	30	1,18	22	0,866	7/8”
FJ93K-06-10	10	3/8”	06	7/8” - 14	37,1	1,46	12,5	0,49	38	1,50	27	1,063	1.1/16”
FJ91K-08-06	12	1/2”	08	9/16” - 18	33,5	1,32	9,5	0,37	23	0,91	19	0,748	3/4”
FJ91K-08-08	12	1/2”	08	3/4” - 16	39,5	1,56	10,7	0,42	30	1,18	22	0,866	7/8”
FJ93K-08-10	12	1/2”	08	7/8” - 14	36,8	1,45	12,5	0,49	40,5	1,59	27	1,063	1.1/16”
FJ91K-08-12	12	1/2”	08	1.1/16” - 12	47	1,85	14,3	0,56	50,8	2,00	32	1,260	1.1/4”
FJ92K-08-12	12	1/2”	08	1.1/16” - 12	48,5	1,91	13,8	0,54	52	2,05	32	1,260	1.1/4”
FJ91K-10-10	16	5/8”	10	7/8” - 14	54	2,13	12,7	0,50	52	2,05	27	1,063	1.1/16”
FJ91K-10-12	16	5/8”	10	1.1/16” - 12	54	2,13	14,3	0,56	55	2,17	32	1,260	1.1/4”
FJ92K-10-12	16	5/8”	10	1.1/16” - 12	48,5	1,91	13,8	0,54	47,5	1,87	32	1,260	1.1/4”
FJ91K-12-10	19	3/4”	12	7/8” - 14	54,2	2,13	12,7	0,50	55	2,17	27	1,063	1.1/16”
FJ91K-12-12	19	3/4”	12	1.1/16” - 12	55,5	2,19	13,8	0,54	55	2,17	32	1,260	1.1/4”

 © Intertraco (Italia) S.p.A. All rights are reserved

K

FOR WIRE BRAID HOSES - NO SKIVE
PER TUBI TRECCIATI IN APPLICAZIONE - NO SKIVE
FÜR GEFLECHTSCHLÄUCHE - NO SKIVE
PARA MANGUERA DE UNA O DOS MALLAS SIN PELADURA

CODE CODICE BEST.-NR CODIGO	Ø HOSE Ø TUBO Ø SCHLAUCH Ø MANGUERA			T	A		B		D		CH		
	DN	INCH	SIZE		[mm]	[in]	[mm]	[in]	[mm]	[in]	[mm]	[in]	[in]
FJ92K-12-12	19	3/4”	12	1.1/16” - 12	61,5	2,42	13,8	0,54	58,8	2,31	32	1,260	1.1/4”
FJ92K-12-16	19	3/4”	12	1.5/16” - 12	55,5	2,19	16	0,63	61	2,40	38	1,496	1.1/2”
FJ92K-16-16	25	1”	16	1.5/16” - 12	72	2,83	16	0,63	71	2,80	38	1,496	1.1/2”
FJ92K-16-20	25	1”	16	1.5/8” - 12	79,5	3,13	16	0,63	79,5	3,13	50	1,969	2”

NUT TYPE
TIPO DI DADO
HUTTER TYP
TIPO DE TUERCA

FJ91

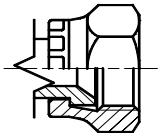

FJ92

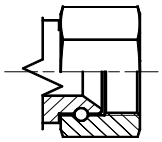

FJ93

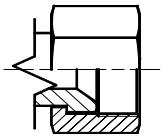

FJ96 (IMPERIAL NUT)

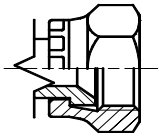

FJ97 (IMPERIAL NUT)

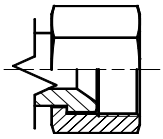

© Intertraco (Italia) S.p.A. All rights are reserved - 33

K

FOR WIRE BRAID HOSES - NO SKIVE
PER TUBI TRECCIATI IN APPLICAZIONE - NO SKIVE
FÜR GEFLECHTSCHLÄUCHE - NO SKIVE
PARA MANGUERA DE UNA O DOS MALLAS SIN PELADURA

JIC FJ91K-L FJ92K-L • FJ93K-L • FJ96K-L • FJ97K-L

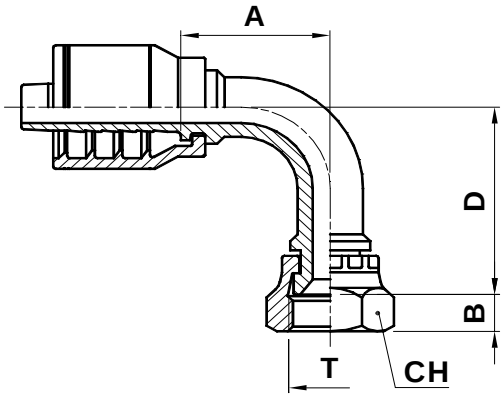

JIC 37° FEMALE SWIVEL - 90° ELBOW (LONG DROP)

FEMMINA JIC 90° SV. 37° (VERSIONE ALTA)

DKJ 90° SONDER-SL 37° KONUS

HEMBRA GIRATORIA A 90° JIC 37° (CODO LARGO)

CODE CODICE BEST.-NR CODIGO	Ø HOSE Ø TUBO Ø SCHLAUCH Ø MANGUERA			T	A		B		D		CH		
	DN	INCH	SIZE		[mm]	[in]	[mm]	[in]	[mm]	[in]	[mm]	[in]	[in]
FJ91K-04-04-46	6	1/4”	04	7/16” - 20	29,5	1,16	8,7	0,34	46	1,81	14	0,551	9/16”
FJ91K-04-05-46	6	1/4”	04	1/2” - 20	32	1,26	9,5	0,37	46	1,81	17	0,669	11/16”
FJ93K-04-06-56	6	1/4”	04	9/16” - 18	27,5	1,08	9,5	0,37	56	2,20	19	0,748	3/4”
FJ97K-04-06-56	6	1/4”	04	9/16” - 18	27,5	1,08	9,5	0,37	56	2,20	17,46	0,687	11/16”
FJ91K-06-06-33	10	3/8”	06	9/16” - 18	36	1,42	9,5	0,37	33	1,30	19	0,748	3/4”
FJ91K-06-06-56	10	3/8”	06	9/16” - 18	35,5	1,40	9,5	0,37	56	2,20	19	0,748	3/4”
FJ96K-06-06-56	10	3/8”	06	9/16” - 18	35,5	1,40	9,5	0,37	56	2,20	17,46	0,687	11/16”
FJ93K-06-08-62	10	3/8”	06	3/4” - 16	37,1	1,46	10,7	0,42	62	2,44	22	0,866	7/8”
FJ91K-08-08-62	12	1/2”	08	3/4” - 16	47,5	1,87	10,7	0,42	62	2,44	22	0,866	7/8”
FJ93K-08-10-65	12	1/2”	08	7/8” - 14	48,5	1,91	12,5	0,49	65	2,56	27	1,063	1.1/16”
FJ91K-10-10-65	16	5/8”	10	7/8” - 14	55,5	2,19	12,7	0,50	65	2,56	27	1,063	1.1/16”
FJ91K-10-12-95	16	5/8”	10	1.1/16” - 12	54	2,13	14,3	0,56	95	3,74	32	1,260	1.1/4”
FJ92K-10-12-95	16	5/8”	10	1.1/16” - 12	55,5	2,19	13,8	0,54	95	3,74	32	1,260	1.1/4”
FJ91K-12-12-95	19	3/4”	12	1.1/16” - 12	55	2,17	14,3	0,56	95	3,74	32	1,260	1.1/4”
FJ92K-16-16-110	25	1”	16	1.5/16” - 12	80	3,15	16	0,63	110	4,33	38	1,496	1.1/2”

NUT TYPE
TIPO DI DADO
HUTTER TYP
TIPO DE TUERCA

FJ91

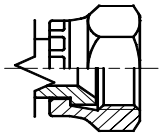

FJ92

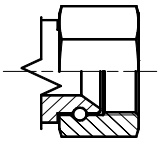

FJ93

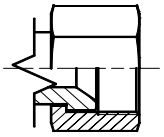

FJ96 (IMPERIAL NUT)

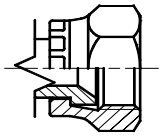

FJ97 (IMPERIAL NUT)

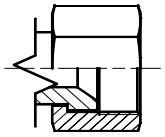

 © Intertraco (Italia) S.p.A. All rights are reserved

intertraco

FOR WIRE BRAID HOSES - NO SKIVE
PER TUBI TRECCIATI IN APPLICAZIONE - NO SKIVE
FÜR GEFLECHTSCHLÄUCHE - NO SKIVE
PARA MANGUERA DE UNA O DOS MALLAS SIN PELADURA

JIC KJ91K KJ96K

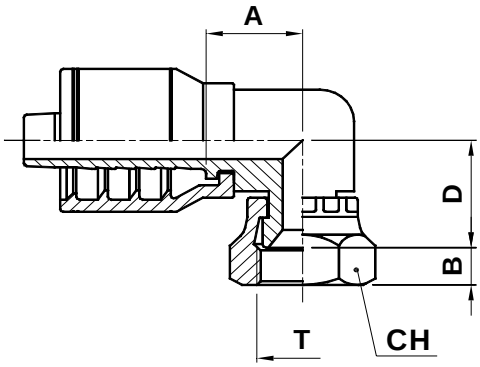

JIC 37° FEMALE SWIVEL - 90° ELBOW (COMPACT FORGED)

FEMMINA JIC COMPATTA 90° SV. 37°

DKJ JIC- DICHTKOPF KOMPAKT 90° UNF-GEWINDE 37° KONUS

HEMBRA GIRATORIA A 90° COMPACTA JIC 37°

CODE CODICE BEST.-NR CODIGO	Ø HOSE Ø TUBO Ø SCHLAUCH Ø MANGUERA			T	A		B		D		CH		
	DN	INCH	SIZE		[mm]	[in]	[mm]	[in]	[mm]	[in]	[mm]	[in]	[in]
KJ91K-04-04	6	1/4”	04	7/16” - 20	18,5	0,73	8,7	0,34	19,6	0,77	17	0,669	11/16”
KJ91K-04-06	6	1/4”	04	9/16” - 18	18,5	0,73	9,5	0,37	21,8	0,86	19	0,748	3/4”
KJ96K-04-06	6	1/4”	04	9/16” - 18	17,5	0,69	8,5	0,33	25,5	1,00	17,46	0,687	11/16”
KJ91K-06-06	10	3/8”	06	9/16” - 18	21,5	0,85	8,5	0,33	25,5	1,00	19	0,748	3/4”
KJ96K-06-06	10	3/8”	06	9/16” - 18	21,5	0,85	8,5	0,33	25,5	1,00	17,46	0,687	11/16”
KJ91K-06-08	10	3/8”	06	3/4” - 16	21,5	0,85	10,5	0,41	26,5	1,04	22	0,866	7/8”
KJ91K-08-08	12	1/2”	08	3/4” - 16	25,5	1,00	9,5	0,37	29,5	1,16	22	0,866	7/8”
KJ91K-08-10	12	1/2”	08	7/8” - 14	25,5	1,00	13	0,51	28	1,10	27	1,063	1.1/16”
KJ91K-10-10	16	5/8”	10	7/8” - 14	25,5	1,00	13	0,51	28	1,10	27	1,063	1.1/16”
KJ91K-10-12	16	5/8”	10	1.1/16” - 12	25,5	1,00	14,5	0,57	28	1,10	32	1,260	1.1/4”
KJ91K-12-12	19	3/4”	12	1.1/16” - 12	28,5	1,12	14,3	0,56	30,7	1,21	32	1,260	1.1/4”
KJ91K-16-16	25	1”	16	1.5/16” - 12	30,5	1,20	14,5	0,5 7	33,5	1,32	38	1,496	1.1/2”

NUT TYPE TIPO DI DADO HUTTER TYP TIPO DE TUERCA	KJ91	KJ96 (IMPERIAL NUT)
	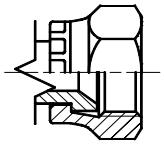	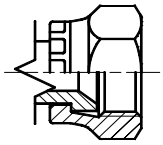

© Intertraco (Italia) S.p.A. All rights are reserved - 35

FOR WIRE BRAID HOSES - NO SKIVE
PER TUBI TRECCIATI IN APPLICAZIONE - NO SKIVE
FÜR GEFLECHTSCHLÄUCHE - NO SKIVE
PARA MANGUERA DE UNA O DOS MALLAS SIN PELADURA

ORFS OM10K

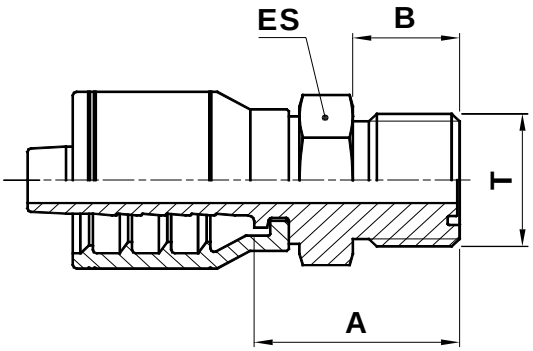

ORFS MALE

MASCHIO ORFS

ORFS- ARMATUR AUSSENGEWINDE

MACHO FIJO ORFS

CODE CODICE BEST.-NR CODIGO	Ø HOSE Ø TUBO Ø SCHLAUCH Ø MANGUERA			T	A		B		ES		
	DN	INCH	SIZE		[mm]	[in]	[mm]	[in]	[mm]	[in]	[in]
OM10K-04-04	6	1/4”	04	9/16” - 18	24,3	0,96	9,8	0,39	15	0,591	5/8”
OM10K-04-06	6	1/4”	04	11/16” - 16	26,7	1,05	11,2	0,44	19	0,748	3/4”
OM10K-06-06	10	3/8”	06	11/16” - 16	26,5	1,04	11,2	0,44	19	0,748	3/4”
OM10K-06-08	10	3/8”	06	13/16” - 16	29	1,14	12,8	0,50	22	0,866	7/8”
OM10K-08-08	12	1/2”	08	13/16” - 16	29,5	1,16	12,8	0,50	22	0,866	7/8”
OM10K-08-10	12	1/2”	08	1” - 14	34	1,34	15,5	0,61	27	1,063	1.1/16”
OM10K-08-12	12	1/2”	08	1.3/16” - 12	37	1,46	17	0,67	32	1,260	1.1/4”
OM10K-10-10	16	5/8”	10	1” - 14	31,4	1,24	15,5	0,61	27	1,063	1.1/16”
OM10K-10-12	16	5/8”	10	1.3/16” - 12	37,1	1,46	17	0,67	32	1,260	1.1/4”
OM10K-12-12	19	3/4”	12	1.3/16” - 12	37,6	1,48	17	0,67	32	1,260	1.1/4”
OM10K-12-16	19	3/4”	12	1.7/16” - 12	40	1,57	17,5	0,69	41	1,614	1.5/8”
OM10K-16-16	25	1”	16	1.7/16” - 12	41,5	1,63	17,5	0,69	41	1,614	1.5/8”

 © Intertraco (Italia) S.p.A. All rights are reserved

K

FOR WIRE BRAID HOSES - NO SKIVE
PER TUBI TRECCIATI IN APPLICAZIONE - NO SKIVE
FÜR GEFLECHTSCHLÄUCHE - NO SKIVE
PARA MANGUERA DE UNA O DOS MALLAS SIN PELADURA

ORFS OR13K OR16K

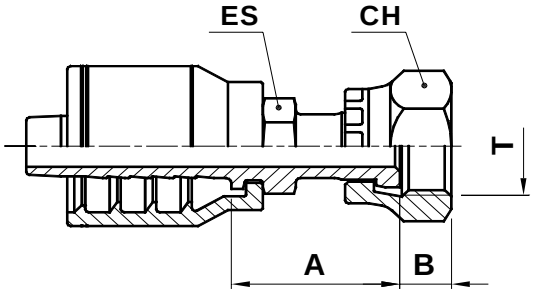

ORFS FEMALE SWIVEL

FEMMINA ORFS DIRITTA

ORFS- ARMATUR INNENGEWINDE

HEMBRA GIRATORIA RECTA ORFS

CODE CODICE BEST.-NR CODIGO	Ø HOSE Ø TUBO Ø SCHLAUCH Ø MANGUERA			T	A		B		ES			CH		
	DN	INCH	SIZE		[mm]	[in]	[mm]	[in]	[mm]	[in]	[in]	[mm]	[in]	[in]
OR13K-04-04	6	1/4”	04	9/16” - 18	28	1,10	8	0,31	14	0,551	9/16”	17	0,669	11/16”
OR13K-04-06	6	1/4”	04	11/16” - 16	31,5	1,24	9,5	0,37	17	0,669	11/16”	22	0,866	7/8”
OR13K-05-06	8	5/16”	05	11/16” - 16	32	1,26	9,5	0,37	17	0,669	11/16”	22	0,866	7/8”
OR13K-06-04	10	3/8”	06	9/16” - 18	30,5	1,20	8	0,31	17	0,669	11/16”	17	0,669	11/16”
OR13K-06-06	10	3/8”	06	11/16” - 16	32	1,26	9,5	0,37	17	0,669	11/16”	22	0,866	7/8”
OR16K-06-06	10	3/8”	06	11/16” - 16	32	1,26	9,5	0,37	17	0,669	11/16”	22	0,866	7/8”
OR13K-06-08	10	3/8”	06	13/16” - 16	36,5	1,44	11	0,43	19	0,748	3/4”	24	0,945	15/16”
OR13K-08-06	12	1/2”	08	11/16” - 16	33,5	1,32	9,5	0,37	19	0,748	3/4”	22	0,866	7/8”
OR13K-08-08	12	1/2”	08	13/16” - 16	37	1,46	11	0,43	19	0,748	3/4”	24	0,945	15/16”
OR13K-08-10	12	1/2”	08	1” - 14	39	1,54	13,5	0,53	24	0,945	15/16”	30	1,181	1.3/16”
OR13K-08-12	12	1/2”	08	1.3/16” - 12	44	1,73	14,5	0,57	30	1,181	1.3/16”	36	1,417	1.7/16”
OR13K-10-10	16	5/8”	10	1” - 14	39,1	1,54	13,5	0,53	24	0,945	15/16”	30	1,118	1.3/16”
OR13K-10-12	16	5/8”	10	1.3/16” - 12	44,1	1,74	14,5	0,57	30	1,181	1.3/16”	36	1,417	1.7/16”
OR13K-12-10	19	3/4”	12	1” - 14	42	1,65	13,5	0,53	27	1,063	1.1/16”	30	1,181	1.3/16”
OR13K-12-12	19	3/4”	12	1.3/16” - 12	44,6	1,76	14,5	0,57	30	1,181	1.3/16”	36	1,417	1.7/16”
OR13K-12-16	19	3/4”	12	1.7/16” - 12	51,5	2,03	14,8	0,58	36	1,417	1.7/16”	41	1,614	1.5/8”
OR13K-16-16	25	1”	16	1.7/16” - 12	53	2,09	14,8	0,58	36	1,417	1.7/16”	41	1,614	1.5/8”

© Intertraco (Italia) S.p.A. All rights are reserved - 37

FOR WIRE BRAID HOSES - NO SKIVE
PER TUBI TRECCIATI IN APPLICAZIONE - NO SKIVE
FÜR GEFLECHTSCHLÄUCHE - NO SKIVE
PARA MANGUERA DE UNA O DOS MALLAS SIN PELADURA

ORFS OR43K OR44K

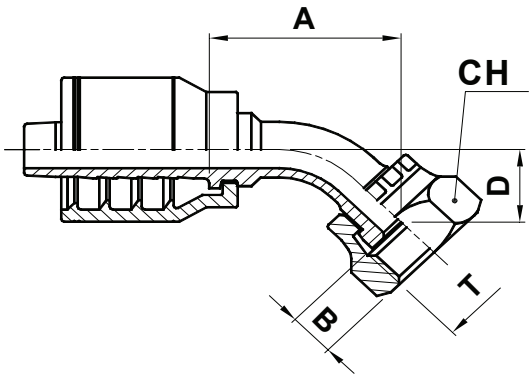

ORFS FEMALE SWIVEL - 45° ELBOW

FEMMINA ORFS 45°

ORFS- ARMATUR 45°

HEMBRA GIRATORIA A 45° ORFS

CODE CODICE BEST.-NR CODIGO	Ø HOSE Ø TUBO Ø SCHLAUCH Ø MANGUERA			T	A		B		D		CH		
	DN	INCH	SIZE		[mm]	[in]	[mm]	[in]	[mm]	[in]	[mm]	[in]	[in]
OR44K-04-04	6	1/4”	04	9/16” - 18	29,5	1,16	8	0,31	10,9	0,43	17	0,669	11/16”
OR44K-04-06	6	1/4”	04	11/16” - 16	32,5	1,28	9,5	0,37	12,7	0,50	22	0,866	7/8”
OR44K-05-06	8	5/16”	05	11/16” - 16	38,8	1,53	9,5	0,37	12,9	0,51	22	0,866	7/8”
OR44K-06-06	10	3/8”	06	11/16” - 16	35,5	1,40	9,5	0,37	11,4	0,45	22	0,866	7/8”
OR44K-06-08	10	3/8”	06	13/16” - 16	38,5	1,52	11	0,43	15	0,59	24	0,945	15/16”
OR43K-08-06	12	1/2”	08	11/16” - 16	49	1,93	9,5	0,37	15,8	0,62	22	0,866	7/8”
OR44K-08-08	12	1/2”	08	13/16” - 16	43	1,69	11	0,43	14,3	0,56	24	0,945	15/16”
OR44K-08-10	12	1/2”	08	1” - 14	43,5	1,71	13,5	0,53	16,6	0,65	30	1,181	1.3/16”
OR44K-10-10	16	5/8”	10	1” - 14	59,5	2,34	13,5	0,53	20,3	0,80	30	1,181	1.3/16”
OR44K-10-12	16	5/8”	10	1.3/16” - 12	60,5	2,38	14,5	0,57	23,2	0,91	36	1,417	1.7/16”
OR43K-12-10	19	3/4”	12	1” - 14	63	2,48	13,5	0,53	23,5	0,93	30	1,181	1.3/16”
OR44K-12-12	19	3/4”	12	1.3/16” - 12	60,4	2,38	14,5	0,57	21,9	0,9	36	1,417	1.7/16”
OR44K-12-16	19	3/4”	12	1.7/16” - 12	63,2	2,49	14,8	0,58	23,3	0,9	41	1,614	1.5/8”
OR44K-16-16	25	1”	16	1.7/16” - 12	75,7	2,98	14,8	0,58	27,2	1,07	41	1,614	1.5/8”

NUT TYPE
TIPO DI DADO
HUTTER TYP
TIPO DE TUERCA

OR43

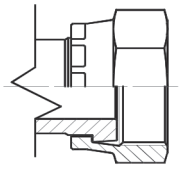

OR44

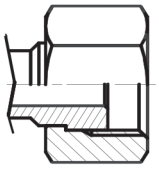

 © Intertraco (Italia) S.p.A. All rights are reserved

intertraco

K

FOR WIRE BRAID HOSES - NO SKIVE
PER TUBI TRECCIATI IN APPLICAZIONE - NO SKIVE
FÜR GEFLECHTSCHLÄUCHE - NO SKIVE
PARA MANGUERA DE UNA O DOS MALLAS SIN PELADURA

ORFS OR93K OR94K · OR96K

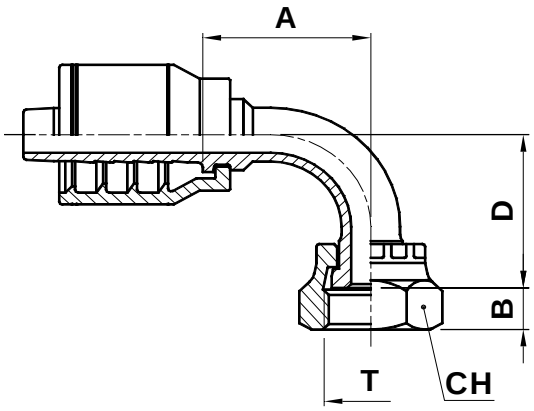

ORFS FEMALE SWIVEL - 90° ELBOW

FEMMINA ORFS 90°

ORFS- ARMATUR 90°

HEMBRA GIRATORIA A 90° ORFS

CODE CODICE BEST.-NR CODIGO	Ø HOSE Ø TUBO Ø SCHLAUCH Ø MANGUERA			T	A		B		D		CH		
	DN	INCH	SIZE		[mm]	[in]	[mm]	[in]	[mm]	[in]	[mm]	[in]	[in]
OR94K-04-04	6	1/4”	04	9/16” - 18	27,5	1,08	8	0,31	22,5	0,89	17	0,669	11/16”
OR94K-04-06	6	1/4”	04	11/16” - 16	27,5	1,08	9,5	0,37	25	0,98	22	0,866	7/8”
OR94K-05-06	8	5/16”	05	11/16” - 16	31,5	1,24	9,5	0,37	25	0,98	22	0,866	7/8”
OR93K-06-04	10	3/8”	06	9/16” - 18	29,5	1,16	8	0,31	25	0,98	17	.669	11/16”
OR94K-06-06	10	3/8”	06	11/16” - 16	31,5	1,24	9,5	0,37	25	0,98	22	0,866	7/8”
OR96K-06-06	10	3/8”	06	11/16” - 16	32,5	1,28	9,5	0,37	28	1,10	20,64	0,813	13/16”
OR94K-06-08	10	3/8”	06	13/16” - 16	31,5	1,24	11	0,43	30	1,18	24	0,945	15/16”
OR93K-08-06	12	1/2”	08	11/16” - 16	39,5	1,56	9,5	0,37	34	1,34	22	0,866	7/8”
OR94K-08-08	12	1/2”	08	13/16” - 16	40	1,57	11	0,43	32	1,26	24	0,945	15/16”
OR94K-08-10	12	1/2”	08	1” - 14	37,5	1,48	13,5	0,53	34	1,34	30	1,181	1.3/16”
OR93K-08-12	12	1/2”	08	1.3/16” - 12	41,5	1,63	14,5	0,57	39	1,54	36	1,417	1.7/16”
OR94K-10-10	16	5/8”	10	1” - 14	53,5	2,11	13,5	0,53	44	1,73	30	1,181	1.3/16”
OR94K-10-12	16	5/8”	10	1.3/16” - 12	53,5	2,11	14,5	0,57	48	1,89	36	1,417	1.7/16”
OR93K-12-10	19	3/4”	12	1” - 14	59,5	2,34	13,5	0,53	51,5	2,03	30	1,181	1.3/16”
OR94K-12-12	19	3/4”	12	1.3/16” - 12	57	2,24	14,5	0,57	48	1,89	36	1,417	1.7/16”
OR94K-12-16	19	3/4”	12	1.7/16” - 12	57	2,24	14,8	0,58	50	1,97	41	1,614	1.5/8”
OR94K-16-16	25	1”	16	1.7/16” - 12	69	2,72	14,8	0,58	59	2,32	41	1,614	1.5/8”

NUT TYPE
TIPO DI DADO
HUTTER TYP
TIPO DE TUERCA

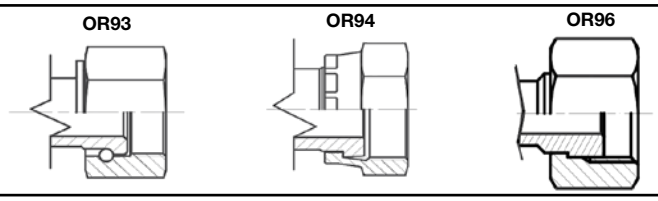

© Intertraco (Italia) S.p.A. All rights are reserved

FOR WIRE BRAID HOSES - NO SKIVE
PER TUBI TRECCIATI IN APPLICAZIONE - NO SKIVE
FÜR GEFLECHTSCHLÄUCHE - NO SKIVE
PARA MANGUERA DE UNA O DOS MALLAS SIN PELADURA

ORFS OR93K-L OR94K-L

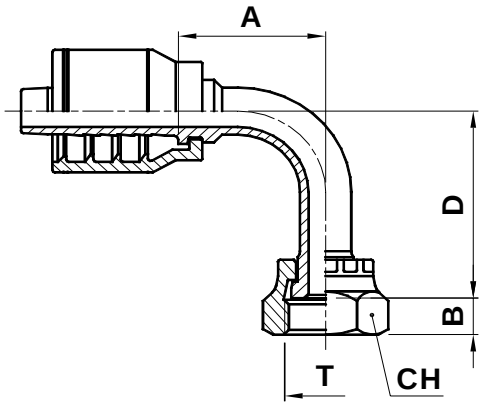

ORFS FEMALE SWIVEL - 90° ELBOW (LONG DROP)

FEMMINA ORFS 90° (VERSIONE ALTA)

ORFS- ARMATUR 90° SONDER-SL

HEMBRA GIRATORIA A 90° ORFS (CODO LARGO)

CODE CODICE BEST.-NR CODIGO	Ø HOSE Ø TUBO Ø SCHLAUCH Ø MANGUERA			T	A		B		D		CH		
	DN	INCH	SIZE		[mm]	[in]	[mm]	[in]	[mm]	[in]	[mm]	[in]	[in]
OR94K-04-04-33	6	1/4”	04	9/16” - 18	29,5	1,16	8	0,31	33	1,30	19	0,748	3/4”
OR94K-04-04-46	6	1/4”	04	9/16” - 18	29,5	1,16	8	0,31	46	1,81	19	0,748	3/4”
OR94K-04-06-54	6	1/4”	04	11/16” - 16	30,9	1,22	9,5	0,37	54	2,13	22	0,866	7/8”
OR94K-06-06-46	10	3/8”	06	11/16” - 16	31,5	1,24	9,5	0,37	46	1,81	22	0,866	7/8”
OR94K-06-06-54	10	3/8”	06	11/16” - 16	31,5	1,24	9,5	0,37	54	2,13	22	0,866	7/8”
OR94K-06-08-64	10	3/8”	06	13/16” - 16	31,5	1,24	11	0,43	64	2,52	24	0,945	15/16”
OR94K-08-08-64	12	1/2”	08	13/16” - 16	40	1,57	11	0,43	64	2,52	24	0,945	15/16”
OR94K-08-10-70	12	1/2”	08	1” - 14	45	1,77	13,5	0,53	70	2,76	30	1,181	1.3/16”
OR94K-10-10-70	16	5/8”	10	1” - 14	53,5	2,11	13,5	0,53	70	2,76	30	1,181	1.3/16”
OR94K-12-12-96	19	3/4”	12	1.3/16” - 12	57	2,24	14,5	0,57	96	3,78	36	1,417	1.7/16”
OR94K-16-16-L	25	1”	16	1.7/16” - 12	70,3	2,77	14,8	0,58	114	4,49	41	1,614	1.5/8”

 © Intertraco (Italia) S.p.A. All rights are reserved

SAE MU10K

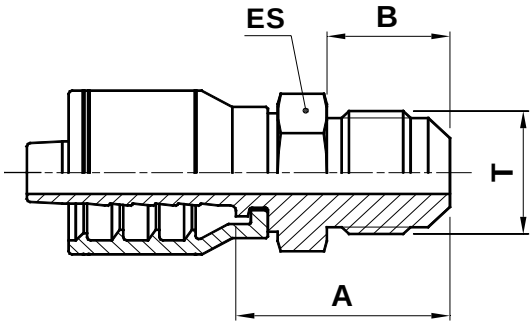

SAE 45° MALE

MASCHIO SAE CONO 90°

SAE AUSSENGEWINDE 45° KONUS

MACHO FIJO SAE 45°

CODE CODICE BEST.-NR CODIGO	Ø HOSE Ø TUBO Ø SCHLAUCH Ø MANGUERA			T	A		B		ES		
	DN	INCH	SIZE		[mm]	[in]	[mm]	[in]	[mm]	[in]	[in]
MU10K-04-04	6	1/4”	04	7/16” - 20	25,2	0,99	12,7	0,50	14	0,551	9/16”
MU10K-06-06	10	3/8”	06	5/8” - 18	29	1,14	15,7	0,62	17	0,669	11/16”
MU10K-08-08	12	1/2”	08	3/4” - 16	33,5	1,32	19	0,75	19	0,748	3/4”
MU10K-08-10	12	1/2”	08	7/8” - 14	38,4	1,51	22,4	0,88	24	0,945	15/16”
MU10K-12-12	19	3/4”	12	1.1/16” - 14	47,9	1,89	25,4	1,00	27	1,063	1.1/16”

© Intertraco (Italia) S.p.A. All rights are reserved - 41

SAE FU11K

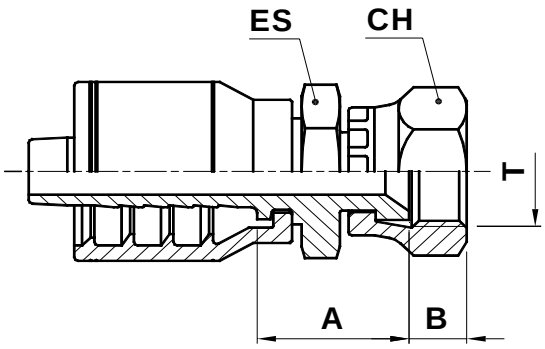

SAE 45° FEMALE SWIVEL

FEMMINA SAE DIRITTA SV. 45°

SAE DICHTKOPF 45° KONUS

HEMBRA GIRATORIA RECTA SAE 45°

CODE CODICE BEST.-NR CODIGO	Ø HOSE Ø TUBO Ø SCHLAUCH Ø MANGUERA			T	A		B		ES			CH		
	DN	INCH	SIZE		[mm]	[in]	[mm]	[in]	[mm]	[in]	[in]	[mm]	[in]	[in]
FU11K-04-04	6	1/4”	04	7/16” - 20	20,8	0,82	8,7	0,34	14	0,551	9/16”	15	0,591	5/8”
FU11K-04-05	6	1/4”	04	1/2” - 20	21,5	0,85	9,5	0,37	14	0,551	9/16”	17	0,669	11/16”
FU11K-04-06	6	1/4”	04	5/8” - 18	23,9	0,94	10,8	0,43	19	0,748	3/4”	22	0,866	7/8”
FU11K-06-06	10	3/8”	06	5/8” - 18	24	0,94	10,8	0,43	19	0,748	3/4”	22	0,866	7/8”
FU11K-06-08	10	3/8”	06	3/4” - 16	26,5	1,04	10,8	0,43	19	0,748	3/4”	24	0,945	15/16”
FU11K-06-10	10	3/8”	06	7/8” - 14	29,3	1,15	12,7	0,50	22	0,866	7/8”	27	1,063	1.1/16”
FU11K-08-08	12	1/2”	08	3/4” - 16	28	1,10	10,8	0,43	19	0,748	3/4”	24	0,945	15/16”
FU11K-08-10	12	1/2”	08	7/8” - 14	28,5	1,12	12,7	0,50	22	0,866	7/8”	27	1,063	1.1/16”
FU11K-10-12	16	5/8”	10	1.1/16” - 14	30,7	1,21	14,4	0,57	27	1,063	1.1/16”	32	1,260	1.1/4”
FU11K-12-12	19	3/4”	12	1.1/16” - 14	31,2	1,23	14,4	0,57	27	1,063	1.1/16”	32	1,260	1.1/4”

 © Intertraco (Italia) S.p.A. All rights are reserved

SAE FU91K

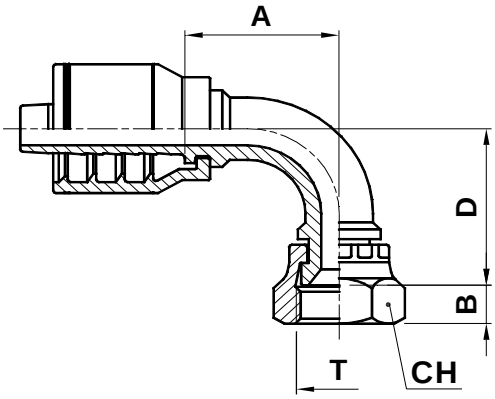

SAE 45° FEMALE SWIVEL - 90° ELBOW

FEMMINA SAE 90° SV. 45°

90° SAE DICHTKOPF 45° KONUS

HEMBRA GIRATORIA A 90° SAE 45°

CODE CODICE BEST.-NR CODIGO	Ø HOSE Ø TUBO Ø SCHLAUCH Ø MANGUERA			T	A		B		D		CH		
	DN	INCH	SIZE		[mm]	[in]	[mm]	[in]	[mm]	[in]	[mm]	[in]	[in]
FU91K-06-06	10	3/8”	06	5/8” - 18	37	1,46	10,8	0,43	37	1,46	22	0,866	7/8”
FU91K-12-12	19	3/4”	12	1.1/16” - 14	55,5	2,19	14,4	0,57	56,5	2,22	32	1,260	1.1/4”

© Intertraco (Italia) S.p.A. All rights are reserved - 43

FOR WIRE BRAID HOSES - NO SKIVE
PER TUBI TRECCIATI IN APPLICAZIONE - NO SKIVE
FÜR GEFLECHTSCHLÄUCHE - NO SKIVE
PARA MANGUERA DE UNA O DOS MALLAS SIN PELADURA

SAE ME10K

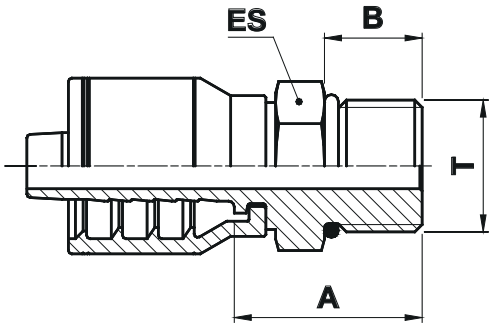

O-RING BOSS MALE

MASCHIO SAE O-RING

SAE AUSSENGEWINDE O-RING BOSS

MACHO FIJO O-RING BOSS

CODE CODICE BEST.-NR CODIGO	Ø HOSE Ø TUBO Ø SCHLAUCH Ø MANGUERA			T	A		B		ES		
	DN	INCH	SIZE		[mm]	[in]	[mm]	[in]	[mm]	[in]	[in]
ME10K-04-04	6	1/4”	04	7/16” - 20	22	0,87	9,15	0,36	14	0,551	9/16”
ME10K-04-05	6	1/4”	04	1/2” - 20	23,5	0,93	9,15	0,36	17	0,669	11/16”
ME10K-04-06	6	1/4”	04	9/16” - 18	24,5	0,96	10	0,39	17	0,669	11/16”
ME10K-06-06	10	3/8”	06	9/16” - 18	24,5	0,96	9, 9	0,39	17	0,669	11/16”
ME10K-06-08	10	3/8”	06	3/4” - 16	26,5	1,04	11,1	0,44	22	0,866	7/8”
ME10K-06-10	10	3/8”	06	7/8” - 14	28,5	1,12	12,7	0,50	27	1,063	1.1/16”
ME10K-08-08	12	1/2”	08	3/4” - 16	27	1,06	11,1	0,44	22	0,866	7/8”
ME10K-08-10	12	1/2”	08	7/8” - 14	29	1,14	12,7	0,50	27	1,063	1.1/16”
ME10K-08-12	12	1/2”	08	1.1/16” - 12	32	1,26	15,1	0,59	32	1,260	1.1/4”
ME10K-10-08	16	5/8”	10	3/4” - 16	27,5	1,08	11,1	0,44	24	0,945	15/16”
ME10K-10-10	16	5/8”	10	7/8” - 14	29	1,14	12,7	0,50	27	1,063	1.1/16”
ME10K-10-12	16	5/8”	10	1.1/16” - 12	32	1,26	15	0,59	32	1,260	1.1/4”
ME10K-12-12	19	3/4”	12	1.1/16” - 12	32,5	1,28	15	0,59	32	1,260	1.1/4”
ME10K-12-14	19	3/4”	12	1.3/16” - 12	40,5	1,59	15,1	0,59	36	1,417	1.7/16”
ME10K-12-16	19	3/4”	12	1.5/16” - 12	38,5	1,52	15,1	0,59	36	1,417	1.7/16”
ME10K-16-16	25	1”	16	1.5/16” - 12	39,1	1,54	15,1	0,59	38	1,496	1.1/2”

 © Intertraco (Italia) S.p.A. All rights are reserved

SAE MV10K

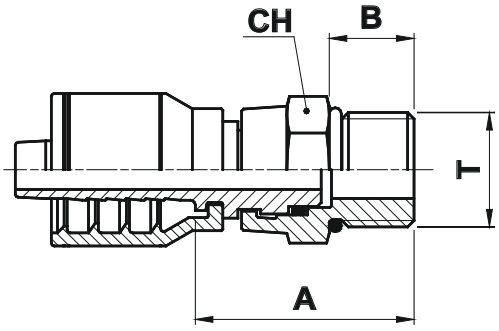

O-RING BOSS MALE SWIVEL

MASCHIO GIREVOLE DIRITTO SAE O-RING

SAE AUSSENGEWINDE O-RING BOSS

MACHO GIRATORIO RECTO O-RING BOSS

CODE CODICE BEST.-NR CODIGO	Ø HOSE Ø TUBO Ø SCHLAUCH Ø MANGUERA			T	A		B		CH		
	DN	INCH	SIZE		[mm]	[in]	[mm]	[in]	[mm]	[in]	[in]
MV10K-04-04	6	1/4”	04	7/16” - 20	36,5	1,44	9,15	0,36	17	0,669	11/16”
MV10K-04-06	6	1/4”	04	9/16” - 18	40,5	1,59	9,95	0,39	22	0,866	7/8”
MV10K-06-06	10	3/8”	06	9/16” - 18	40,5	1,59	9,95	0,39	22	0,866	7/8”
MV10K-06-08	10	3/8”	06	3/4” - 16	47,5	1,87	11,1	0,44	27	1,063	1.1/16”
MV10K-08-08	12	1/2”	08	3/4” - 16	48	1,89	11,1	0,44	27	1,063	1.1/16”
MV10K-08-10	12	1/2”	08	7/8” - 14	51	2,01	12,7	0,50	27	1,063	1.1/16”
MV10K-08-12	12	1/2”	08	1.1/16” - 12	57,5	2,26	15,1	0,59	36	1,417	1.7/16”
MV10K-10-10	16	5/8”	10	7/8” - 14	51	2,01	12,7	0,50	27	1,063	1.1/16”
MV10K-12-12	19	3/4”	12	1.1/16” - 12	57,5	2,26	15,1	0,59	36	1,417	1.7/16”

© Intertraco (Italia) S.p.A. All rights are reserved

FOR WIRE BRAID HOSES - NO SKIVE
PER TUBI TRECCIATI IN APPLICAZIONE - NO SKIVE
FÜR GEFLECHTSCHLÄUCHE - NO SKIVE
PARA MANGUERA DE UNA O DOS MALLAS SIN PELADURA

SAE MV40K

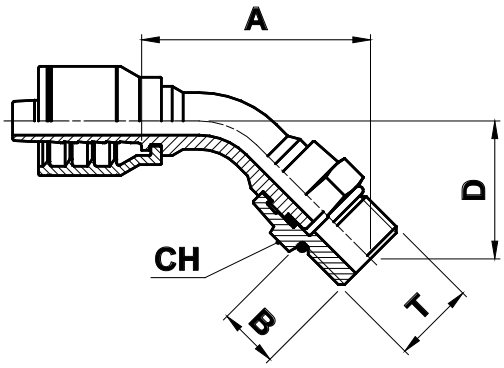

O-RING BOSS MALE SWIVEL 45° ELBOW

MASCHIO GIREVOLE 45° SAE O-RING

45° SAE AUSSENGEWINDE O-RING BOSS

MACHO GIRATORIO 45° O-RING BOSS

CODE CODICE BEST.-NR CODIGO	Ø HOSE Ø TUBO Ø SCHLAUCH Ø MANGUERA			T	A		B		D		CH		
	DN	INCH	SIZE		[mm]	[in]	[mm]	[in]	[mm]	[in]	[mm]	[in]	[in]
MV40K-06-06	10	3/8”	06	9/16” - 18	61,5	2,42	9,95	0,39	23,7	0,93	22	0,866	7/8”

 © Intertraco (Italia) S.p.A. All rights are reserved

SAE MV90K

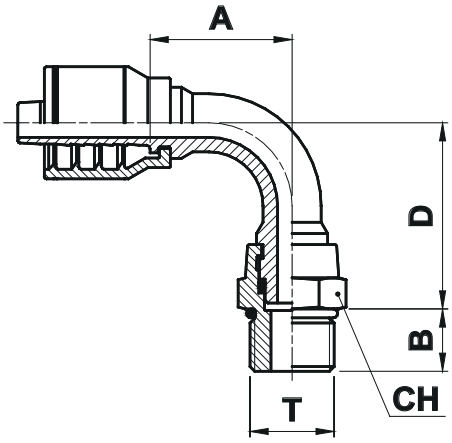

O-RING BOSS MALE SWIVEL 90° ELBOW

MASCHIO GIREVOLE 90° SAE O-RING

90° SAE AUSSENGEWINDE O-RING BOSS

MACHO GIRATORIO 90° O-RING BOSS

CODE CODICE BEST.-NR CODIGO	Ø HOSE Ø TUBO Ø SCHLAUCH Ø MANGUERA			T	A		B		D		CH		
	DN	INCH	SIZE		[mm]	[in]	[mm]	[in]	[mm]	[in]	[mm]	[in]	[in]
MV90K-04-04	6	1/4”	04	7/16” - 20	90	3,54	9,15	0,36	38,85	1,53	17	0,669	11/16”
MV90K-04-06	6	1/4”	04	9/16” - 18	28	1,10	9,95	0,39	56,2	2,21	22	0,866	7/8”
MV90K-06-06	10	3/8”	06	9/16” - 18	34,5	1,36	9,95	0,39	43,25	1,70	22	0,866	7/8”
MV90K-06-08	10	3/8”	06	3/4” - 16	34,5	1,36	11,1	0,44	52,4	2,06	27	1,063	1.1/16”
MV90K-06-10	10	3/8”	06	7/8” - 14	34,5	1,36	12,7	0,50	53,8	2,12	27	1,063	1.1/16”
MV90K-08-08	12	1/2”	08	3/4” - 16	44,5	1,75	11,1	0,44	57,4	2,26	27	1,063	1.1/16”
MV90K-08-10	12	1/2”	08	7/8” - 14	44,5	1,75	12,7	0,50	58,8	2,31	27	1,063	1.1/16”
MV90K-08-12	12	1/2”	08	1.1/16” - 12	61	2,40	15,1	0,59	94	3,70	36	1,417	1.7/16”
MV90K-12-12	19	3/4”	12	1.1/16” - 12	61,5	2,42	15,1	0,59	94	3,70	36	1,417	1.7/16”

© Intertraco (Italia) S.p.A. All rights are reserved - 47

SAE MZ10K

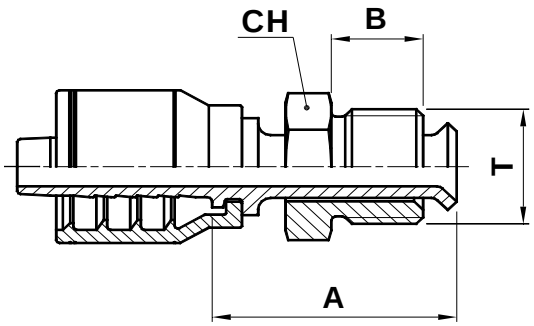

SAE INVERTED FLARE MALE SWIVEL

MASCHIO GIREVOLE DIRITTO SAE SV. INVERTITA

SAE INVERTED FLARE MALE SWIVEL

MACHO GIRATORIO SAE INVERTIDO

CODE CODICE BEST.-NR CODIGO	Ø HOSE Ø TUBO Ø SCHLAUCH Ø MANGUERA			T	A		B		CH		
	DN	INCH	SIZE		[mm]	[in]	[mm]	[in]	[mm]	[in]	[in]
MZ10K-04-04	6	1/4”	04	7/16” - 24	48	1,89	9,1	0,36	11	0,433	7/16”
MZ10K-04-05	6	1/4”	04	1/2” - 20	48	1,89	10,2	0,40	16	0,630	--
MZ10K-06-05	10	3/8”	06	1/2” - 20	48	1,89	10,2	0,40	16	0,630	--
MZ10K-06-06	10	3/8”	06	5/8” - 18	48	1,89	10,2	0,40	16	0,630	--
MZ10K-08-08	12	1/2”	08	3/4” - 18	48	1,89	11,7	0,46	19	0,748	3/4”

 © Intertraco (Italia) S.p.A. All rights are reserved

K

FOR WIRE BRAID HOSES - NO SKIVE
PER TUBI TRECCIATI IN APPLICAZIONE - NO SKIVE
FÜR GEFLECHTSCHLÄUCHE - NO SKIVE
PARA MANGUERA DE UNA O DOS MALLAS SIN PELADURA

SAE MZ40K

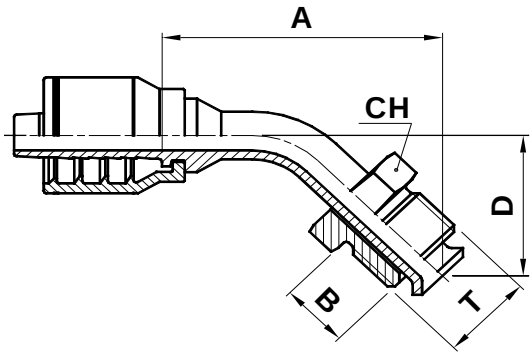

SAE INVERTED FLARE MALE SWIVEL 45° ELBOW

MASCHIO GIREVOLE 45° SAE SV. INVERTITA

SAE INVERTED FLARE MALE SWIVEL 45° ELBOW

MACHO GIRATORIO A 45° SAE INVERTIDO

CODE CODICE BEST.-NR CODIGO	Ø HOSE Ø TUBO Ø SCHLAUCH Ø MANGUERA			T	A		B		D		CH		
	DN	INCH	SIZE		[mm]	[in]	[mm]	[in]	[mm]	[in]	[mm]	[in]	[in]
MZ40K-04-04	6	1/4”	04	7/16” - 24	40,1	1,58	9,1	0,36	14,7	0,58	11	0,433	7/16”
MZ40K-04-05	6	1/4”	04	1/2” - 20	44	1,73	10,2	0,40	18	0,71	16	0,630	--
MZ40K-06-05	10	3/8”	06	1/2” - 20	44	1,73	10,2	0,40	18	0,71	16	0,630	--
MZ40K-06-06	10	3/8”	06	5/8” - 18	47,5	1,87	10,2	0,40	19	0,75	16	0,630	--
MZ40K-08-08	12	1/2”	08	3/4” - 18	50,5	1,99	11,7	0,46	21,5	0,85	19	0,748	3/4”

© Intertraco (Italia) S.p.A. All rights are reserved - 49

FOR WIRE BRAID HOSES - NO SKIVE
PER TUBI TRECCIATI IN APPLICAZIONE - NO SKIVE
FÜR GEFLECHTSCHLÄUCHE - NO SKIVE
PARA MANGUERA DE UNA O DOS MALLAS SIN PELADURA

SAE MZ90K

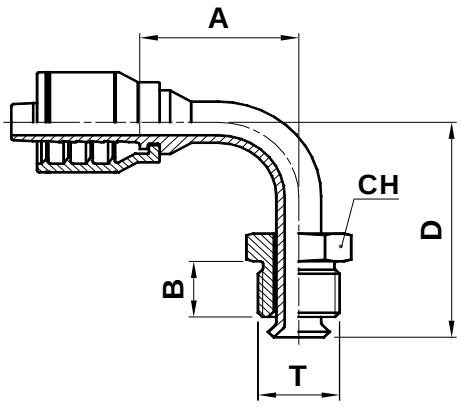

SAE INVERTED FLARE MALE SWIVEL 90° ELBOW

MASCHIO GIREVOLE 90° SAE SV. INVERTITA

SAE INVERTED FLARE MALE SWIVEL 90° ELBOW

MACHO GIRATORIO A 90° SAE INVERTIDO

CODE CODICE BEST.-NR CODIGO	Ø HOSE Ø TUBO Ø SCHLAUCH Ø MANGUERA			T	A		B		D		CH		
	DN	INCH	SIZE		[mm]	[in]	[mm]	[in]	[mm]	[in]	[mm]	[in]	[in]
MZ90K-04-04	6	1/4”	04	7/16” - 24	30	1,18	9,1	0,36	26	1,02	11	0,433	7/16”
MZ90K-04-05	6	1/4”	04	1/2” - 20	31	1,22	10,2	0,40	32	1,26	16	0,630	--
MZ90K-06-05	10	3/8”	06	1/2” - 20	31	1,22	10,2	0,40	32	1,26	16	0,630	--
MZ90K-06-06	10	3/8”	06	5/8” - 18	36	1,42	10,2	0,40	35	1,38	16	0,630	--
MZ90K-08-08	12	1/2”	08	3/4” - 18	41,5	1,63	11,7	0,46	44	1,73	19	0,748	3/4”

 © Intertraco (Italia) S.p.A. All rights are reserved

K

FOR WIRE BRAID HOSES - NO SKIVE
PER TUBI TRECCIATI IN APPLICAZIONE - NO SKIVE
FÜR GEFLECHTSCHLÄUCHE - NO SKIVE
PARA MANGUERA DE UNA O DOS MALLAS SIN PELADURA

SAE MFA10K

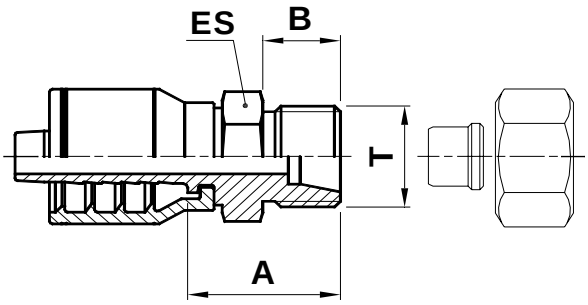

SAE FLARELESS MALE ASSEMBLY

MASCHIO SAE SV. 24

SAE FLARELESS MALE ASSEMBLY

MACHO FIJO SAE INVERTIDO

CODE CODICE BEST.-NR CODIGO	Ø HOSE Ø TUBO Ø SCHLAUCH Ø MANGUERA			T	A		B		ES		
	DN	INCH	SIZE		[mm]	[in]	[mm]	[in]	[mm]	[in]	[in]
MFA10K-04-04	6	1/4”	04	7/16” - 20	24	0,94	11,5	0,45	14	0,551	9/16”
MFA10K-04-05	6	1/4”	04	1/2” - 20	25	0,98	11,5	0,45	17	0,669	11/16”
MFA10K-06-05	10	3/8”	06	1/2” - 20	25	0,98	11,5	0,45	17	0,669	11/16”
MFA10K-06-06	10	3/8”	06	9/16” - 18	25,5	1,00	11,9	0,47	17	0,669	11/16”
MFA10K-06-08	10	3/8”	06	3/4” - 16	27,8	1,09	14,3	0,56	19	0,748	3/4”
MFA10K-08-08	12	1/2”	08	3/4” - 16	28,5	1,12	14,3	0,56	19	0,748	3/4”
MFA10K-08-10	12	1/2”	08	7/8” - 14	32	1,26	15,9	0,63	24	0,945	15/16”
MFA10K-10-10	16	5/8”	10	7/8” - 14	32	1,26	15,9	0,63	24	0,945	15/16”
MFA10K-12-12	19	3/4”	12	1.1/16” - 12	35	1,38	17,5	0,69	27	1,063	1.1/16”
MFA10K-12-16	19	3/4”	12	1.1/16” - 12	40	1,57	17,5	0,69	36	1,417	1.7/16”
MFA10K-16-16	25	1”	16	1.1/16” - 12	41,5	1,63	17,5	0,69	36	1,417	1.7/16”

© Intertraco (Italia) S.p.A. All rights are reserved

GREASE FGR10K

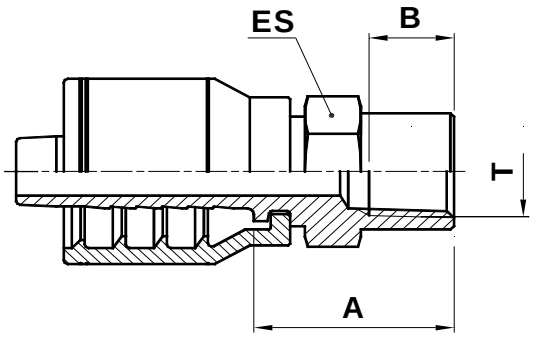

FEMALE GREASE

FEMMINA FISSA SPL-PTF INGRASSATORE

INNENGEWINDE-ARMATUR FÜR FETTSCHMIERUNG

HEMBRA ENGRASADORA

CODE CODICE BEST.-NR CODIGO	Ø HOSE Ø TUBO Ø SCHLAUCH Ø MANGUERA			T	A		B		ES		
	DN	INCH	SIZE		[mm]	[in]	[mm]	[in]	[mm]	[in]	[in]
FGR10K-04-08	6	1/4”	04	1/2” - 27	22,5	0,89	7,72	0,30	17	0,669	11/16”
FGR10K-06-08	10	3/8”	06	1/2” - 27	22,5	0,89	7,72	0,30	17	0,669	11/16”

 © Intertraco (Italia) S.p.A. All rights are reserved

JIS FT11K

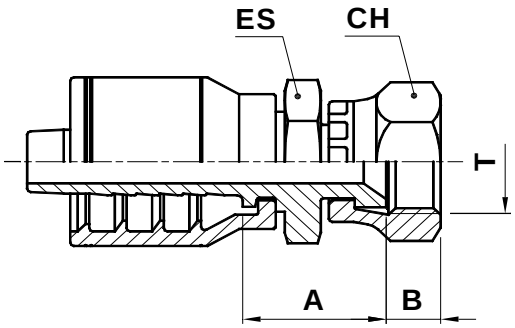

JIS FEMALE SWIVEL (60° CONE TOYOTA STYLE)

FEMMINA GAS CONO 60° STILE TOYOTA

DICHTKOPF JIS (60° KONUS TOYOTA-TYP)

HEMBRA GIRATORIA RECTA JIS CONO 60° ESTILO TOYOTA

CODE CODICE BEST.-NR CODIGO	Ø HOSE Ø TUBO Ø SCHLAUCH Ø MANGUERA			T	A		B		ES			CH		
	DN	INCH	SIZE		[mm]	[in]	[mm]	[in]	[mm]	[in]	⬡[in]	[mm]	[in]	⬡[in]
FT11K-04-04	6	1/4”	04	1/4” - 19	21	0,83	8	0,31	19	0,748	3/4”	19	0,748	3/4”
FT11K-06-06	10	3/8”	06	3/8” -19	22	0,87	9,5	0,37	19	0,748	3/4”	22	0,866	7/8”
FT11K-08-08	12	1/2”	08	1/2” - 14	25	0,98	11	0,43	22	0,866	7/8”	27	1,063	1.1/16”
FT11K-12-12	19	3/4”	12	3/4” - 14	28	1,10	12,5	0,49	30	1,181	1.3/16”	32	1,260	1.1/4”
FT11K-16-16	25	1”	16	1” - 11	33	1,30	14	0,55	32	1,260	1.1/4”	38	1,496	1.1/2”

© Intertraco (Italia) S.p.A. All rights are reserved

FOR WIRE BRAID HOSES - NO SKIVE
PER TUBI TRECCIATI IN APPLICAZIONE - NO SKIVE
FÜR GEFLECHTSCHLÄUCHE - NO SKIVE
PARA MANGUERA DE UNA O DOS MALLAS SIN PELADURA

JIS FK11K

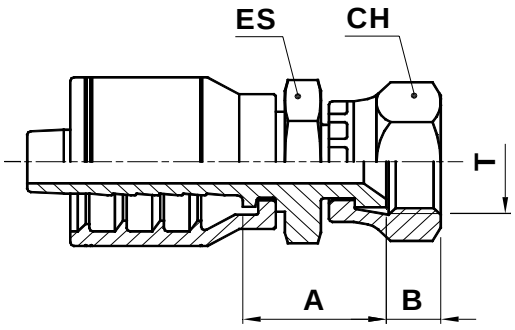

KOMATSU STYLE FEMALE SWIVEL 60° CONE

FEMMINA METRICA DIRITTA STILE KOMATSU CONO 60°

KOMATSU-TYP METRISCHES GEWINDE 60° KONUS

HEMBRA GIRATORIA RECTA CONO 60° ESTILO KOMATSU

CODE CODICE BEST.-NR CODIGO	Ø HOSE Ø TUBO Ø SCHLAUCH Ø MANGUERA			T	A		B		ES			CH		
	DN	INCH	SIZE		[mm]	[in]	[mm]	[in]	[mm]	[in]	[in]	[mm]	[in]	[in]
FK11K-04-12	6	1/4”	04	M12X1,5	23	0,91	8,7	0,34	14	0,551	9/16”	17	0,669	11/16”
FK11K-04-14	6	1/4”	04	M14X1,5	24	0,94	10	0,39	19	0,748	3/4”	19	0,748	3/4”
FK11K-06-14	10	3/8”	06	M14X1,5	25	0,98	10	0,39	19	0,748	3/4”	19	0,748	3/4”
FK11K-06-16	10	3/8”	06	M16X1,5	23	0,91	9,3	0,37	19	0,748	3/4”	22	0,866	7/8”
FK11K-06-18	10	3/8”	06	M18X1,5	24	0,94	11,5	0,45	19	0,748	3/4”	24	0,945	15/16”
FK11K-06-20	10	3/8”	06	M20X1,5	25,5	1,00	11,2	0,44	19	0,748	3/4”	27	1,063	1.1/16”
FK11K-06-22	10	3/8”	06	M22X1,5	25,5	1,00	14	0,55	19	0,748	3/4”	27	1,063	1.1/16”
FK11K-08-22	12	1/2”	08	M22X1,5	27	1,06	14	0,55	22	0,866	7/8”	27	1,063	1.1/16”
FK11K-08-24	12	1/2”	08	M24X1,5	28,5	1,12	15,1	0,59	24	0,945	15/16”	32	1,260	1.1/4”
FK11K-10-24	16	5/8”	10	M24X1,5	28,4	1,12	15,1	0,59	24	0,945	15/16”	32	1,260	1.1/4”
FK11K-12-30	19	3/4”	12	M30X1,5	33,2	1,31	18,3	0,72	30	1,181	1.3/16”	36	1,417	1.7/16”
FK11K-12-33	19	3/4”	12	M33X1,5	32,2	1,27	21,3	0,84	32	1,260	1.1/4”	41	1,614	1.5/8”
FK11K-16-33	25	1”	16	M33X1,5	34,7	1,37	21,3	0,84	32	1,260	1.1/4”	41	1,614	1.5/8”
FK11K-16-36	25	1”	16	M36X1,5	36	1,42	16	0,63	41	1,614	1.5/8”	46	1,811	1.13/16”

 © Intertraco (Italia) S.p.A. All rights are reserved

intertraco

FOR WIRE BRAID HOSES - NO SKIVE
PER TUBI TRECCIATI IN APPLICAZIONE - NO SKIVE
FÜR GEFLECHTSCHLÄUCHE - NO SKIVE
PARA MANGUERA DE UNA O DOS MALLAS SIN PELADURA

JIS FK41K

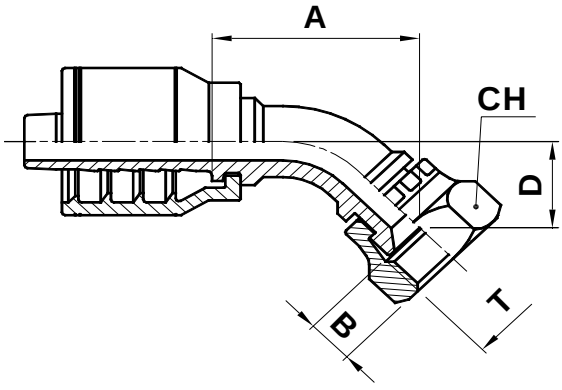

KOMATSU STYLE FEMALE SWIVEL 60° CONE - 45° ELBOW

FEMMINA METRICA 45° STILE KOMATSU CONO 60°

KOMATSU-TYP 45° METRISCHES GEWINDE 60° KONUS

HEMBRA GIRATORIA A 45° CONO 60° ESTILO KOMATSU

CODE CODICE BEST.-NR CODIGO	Ø HOSE Ø TUBO Ø SCHLAUCH Ø MANGUERA			T	A		B		D		CH		
	DN	INCH	SIZE		[mm]	[in]	[mm]	[in]	[mm]	[in]	[mm]	[in]	[in]
FK41K-04-14	6	1/4”	04	M14X1,5	42,5	1,67	10	0,39	16	0,63	19	0,748	3/4”
FK41K-06-18	10	3/8”	06	M18X1,5	51,5	2,03	11,5	0,45	19,5	0,77	24	0,945	15/16”
FK41K-08-22	12	1/2”	08	M22X1,5	54	2,13	14	0,55	20	0,79	27	1,063	1.1/16”
FK41K-10-24	16	5/8”	10	M24X1,5	70,5	2,78	15,1	0,59	27	1,06	32	1,260	1.1/4”
FK41K-12-30	19	3/4”	12	M30X1,5	81,5	3,21	18,3	0,72	28,3	1,11	36	1,417	1.7/16”

© Intertraco (Italia) S.p.A. All rights are reserved - 55

FOR WIRE BRAID HOSES - NO SKIVE
PER TUBI TRECCIATI IN APPLICAZIONE - NO SKIVE
FÜR GEFLECHTSCHLÄUCHE - NO SKIVE
PARA MANGUERA DE UNA O DOS MALLAS SIN PELADURA

JIS FK91K

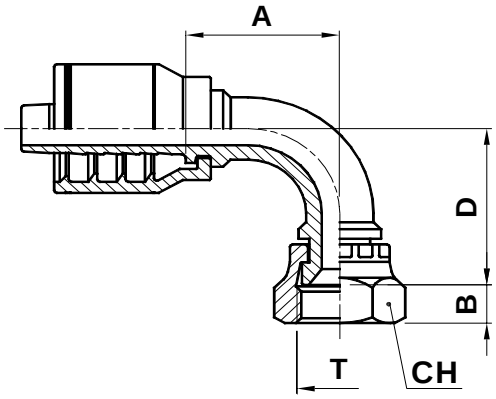

KOMATSU STYLE FEMALE SWIVEL 60° CONE - 90° ELBOW

FEMMINA METRICA 90° STILE KOMATSU CONO 60°

KOMATSU-TYP 90° METRISCHES GEWINDE 60° KONUS

HEMBRA GIRATORIA A 90° CONO 60° ESTILO KOMATSU

CODE CODICE BEST.-NR CODIGO	Ø HOSE Ø TUBO Ø SCHLAUCH Ø MANGUERA			T	A		B		D		CH		
	DN	INCH	SIZE		[mm]	[in]	[mm]	[in]	[mm]	[in]	[mm]	[in]	[in]
FK91K-04-14	6	1/4”	04	M14X1,5	29	1,14	10	0,39	31,5	1,24	19	0,748	3/4”
FK91K-06-18	10	3/8”	06	M18X1,5	35,5	1,40	11,5	0,45	38	1,50	24	0,945	15/16”
FK91K-08-22	12	1/2”	08	M22X1,5	47,5	1,87	14	0,55	43	1,69	27	1,063	1.1/16”
FK91K-12-30	19	3/4”	12	M30X1,5	55	2,17	18,3	0,72	56	2,20	36	1,417	1.7/16”

 © Intertraco (Italia) S.p.A. All rights are reserved

JIS AK10K

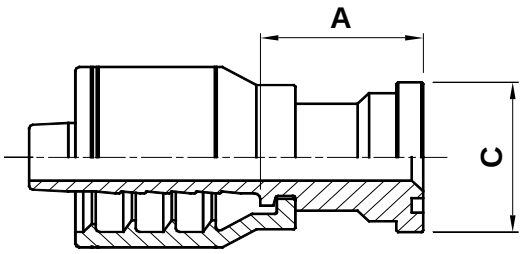

KOMATSU STYLE STRAIGHT FLANGE (FOR METRIC O-RING)

FLANGIA DIRITTA STILE KOMATSU (O-RING METRICO)

FLANSCHBUND KOMATSU-TYP GERADE

BRIDA RECTA ESTILO KOMATSU (O-RING METRICO)

CODE CODICE BEST.-NR CODIGO	Ø HOSE Ø TUBO Ø SCHLAUCH Ø MANGUERA			FLANGE	A		C	
	DN	INCH	SIZE		[mm]	[in]	[mm]	[in]
AK10K-10-10	16	5/8”	10	5/8”	65	2,56	34,2	1,35

© Intertraco (Italia) S.p.A. All rights are reserved - 57

FOR WIRE BRAID HOSES - NO SKIVE
PER TUBI TRECCIATI IN APPLICAZIONE - NO SKIVE
FÜR GEFLECHTSCHLÄUCHE - NO SKIVE
PARA MANGUERA DE UNA O DOS MALLAS SIN PELADURA

JIS AK40K

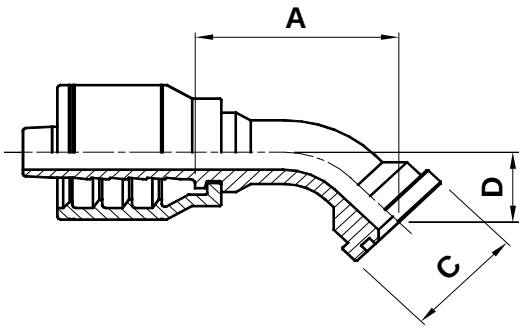

KOMATSU STYLE - 45° ELBOW FLANGE (FOR METRIC O-RING)

FLANGIA 45° STILE KOMATSU (O-RING METRICO)

FLANSCHBUND KOMATSU-TYP 45°

BRIDA A 45° ESTILO KOMATSU (O-RING METRICO)

CODE CODICE BEST.-NR CODIGO	Ø HOSE Ø TUBO Ø SCHLAUCH Ø MANGUERA			FLANGE	A		C		D	
	DN	INCH	SIZE		[mm]	[in]	[mm]	[in]	[mm]	[in]
AK40K-10-10	16	5/8”	10	5/8”	66,5	2,62	34,2	1,35	25	0,98

 © Intertraco (Italia) S.p.A. All rights are reserved

JIS AK90K

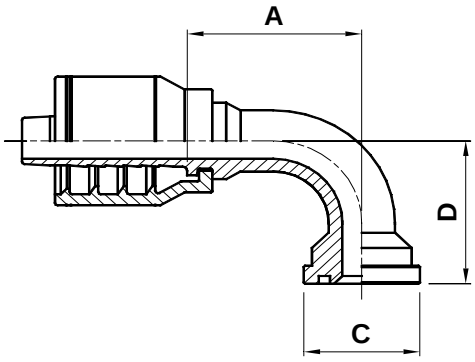

KOMATSU STYLE - 90° ELBOW FLANGE (FOR METRIC O-RING)

FLANGIA 90° STILE KOMATSU (O-RING METRICO)

FLANSCHBUND KOMATSU-TYP 90°

BRIDA A 90° ESTILO KOMATSU (O-RING METRICO)

CODE CODICE BEST.-NR CODIGO	Ø HOSE Ø TUBO Ø SCHLAUCH Ø MANGUERA			FLANGE	A		C		D	
	DN	INCH	SIZE		[mm]	[in]	[mm]	[in]	[mm]	[in]
AK90K-10-10	16	5/8”	10	5/8”	60,5	2,38	34,2	1,35	55	2,17

© Intertraco (Italia) S.p.A. All rights are reserved - 59

FOR WIRE BRAID HOSES - NO SKIVE
PER TUBI TRECCIATI IN APPLICAZIONE - NO SKIVE
FÜR GEFLECHTSCHLÄUCHE - NO SKIVE
PARA MANGUERA DE UNA O DOS MALLAS SIN PELADURA

BSP MT10K

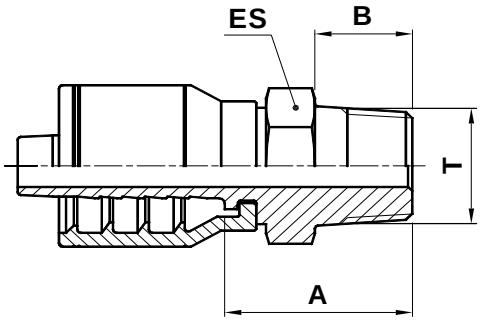

BSPT TAPERED MALE 60° CONE

MASCHIO BSP CONICO SV. 60°

BSPT AUSSENGEWINDE 60° KONUS

MACHO FIJO BSPT CONO 60°

CODE CODICE BEST.-NR CODIGO	Ø HOSE Ø TUBO Ø SCHLAUCH Ø MANGUERA			T	A		B		ES		
	DN	INCH	SIZE		[mm]	[in]	[mm]	[in]	[mm]	[in]	[in]
MT10K-04-02	6	1/4”	04	1/8” - 28	24,5	0,89	12	0,47	12	0,472	1/2”
MT10K-04-04	6	1/4”	04	1/4” - 19	26,5	1,04	14	0,55	14	0,551	9/16”
MT10K-04-06	6	1/4”	04	3/8” - 19	29	1,14	15	0,59	19	0,748	3/4”
MT10K-05-06	8	5/16”	05	3/8” - 19	29	1,14	15	0,59	19	0,748	3/4”
MT10K-06-04	10	3/8”	06	1/4” - 19	24,5	0,96	14	0,55	14	0,551	9/16”
MT10K-06-06	10	3/8”	06	3/8” - 19	29	1,14	15	0,59	19	0,748	3/4”
MT10K-06-08	10	3/8”	06	1/2” - 14	32	1,26	18	0,71	22	0,866	7/8”
MT10K-08-06	12	1/2”	08	3/8” - 19	27,5	1,08	15	0,59	19	0,748	3/4”
MT10K-08-08	12	1/2”	08	1/2” - 14	32,5	1,28	18	0,71	22	0,866	7/8”
MT10K-08-12	12	1/2”	08	3/4” - 14	37	1,46	20	0,79	27	1,063	1.1/16”
MT10K-10-10	16	5/8”	10	5/8” - 14	36	1,42	19	0,75	24	0,945	15/16”
MT10K-10-12	16	5/8”	10	3/4” - 14	42	1,65	20	0,79	27	1,063	1.1/16”
MT10K-12-12	19	3/4”	12	3/4” - 14	42,5	1,67	20	0,79	27	1,063	1.1/16”
MT10K-16-16	25	1”	16	1” - 11	47	1,85	23	0,91	36	1,417	1.7/16”

 © Intertraco (Italia) S.p.A. All rights are reserved

K

FOR WIRE BRAID HOSES - NO SKIVE
PER TUBI TRECCIATI IN APPLICAZIONE - NO SKIVE
FÜR GEFLECHTSCHLÄUCHE - NO SKIVE
PARA MANGUERA DE UNA O DOS MALLAS SIN PELADURA

BSP MB10K

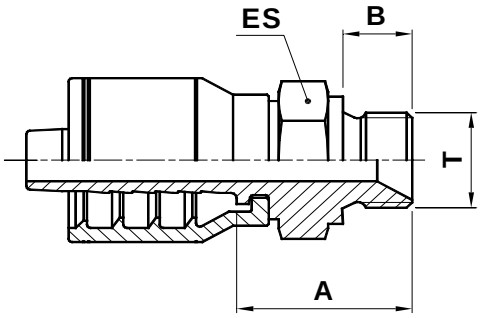

BSP MALE 60° CONE

MASCHIO BSP CILINDRICO SV. 60°

AGR BSP-ANSCHLUSSTUTZEN 60° KONUS MIT BSP AG

MACHO FIJO BSP CONO 60°

CODE CODICE BEST.-NR CODIGO	Ø HOSE Ø TUBO Ø SCHLAUCH Ø MANGUERA			T	A		B		ES		
	DN	INCH	SIZE		[mm]	[in]	[mm]	[in]	[mm]	[in]	[in]
MB10K-04-02	6	1/4”	04	1/8” - 28	22	0,87	8	0,31	14	0,551	9/16”
MB10K-04-04	6	1/4”	04	1/4” - 19	26,5	1,04	11	0,43	19	0,748	3/4”
MB10K-04-06	6	1/4”	04	3/8” - 19	28	1,10	12	0,47	22	0,866	7/8”
MB10K-04-08	6	1/4”	04	1/2” - 14	32	1,26	14	0,55	27	1,063	1.1/16”
MB10K-05-04	8	5/16”	05	1/4” - 19	17,5	0,69	11	0,43	19	0,748	3/4”
MB10K-05-06	8	5/16”	05	3/8” - 19	28,5	1,12	12	0,47	22	0,866	7/8”
MB10K-05-08	8	5/16”	05	1/2” - 14	33,5	1,32	14	0,55	27	1,063	1.1/16”
MB10K-06-04	10	3/8”	06	1/4” - 19	26,5	1,04	11	0,43	19	0,748	3/4”
MB10K-06-06	10	3/8”	06	3/8” - 19	28,5	1,12	12	0,47	22	0,866	7/8”
MB10K-06-08	10	3/8”	06	1/2” - 14	33,5	1,32	14	0,55	27	1,063	1.1/16”
MB10K-08-06	12	1/2”	08	3/8” - 19	29	1,14	12	0,47	22	0,866	7/8”
MB10K-08-08	12	1/2”	08	1/2” - 14	34	1,34	14	0,55	27	1,063	1.1/16”
MB10K-08-10	12	1/2”	08	5/8” - 14	33,5	1,32	16	0,63	30	1,181	1.3/16”
MB10K-08-12	12	1/2”	08	3/4” - 14	36	1,42	16	0,63	32	1,260	1.1/4”
MB10K-10-08	16	5/8”	10	1/2” - 14	34	1,34	14	0,55	27	1,063	1.1/16”
MB10K-10-10	16	5/8”	10	5/8” - 14	33,5	1,32	16	0,63	30	1,181	1.3/16”
MB10K-10-12	16	5/8”	10	3/4” - 14	36	1,42	16	0,63	32	1,260	1.1/4”
MB10K-12-08	19	3/4”	12	1/2” - 14	30,5	1,20	14	0,55	27	1,063	1.1/16”
MB10K-12-12	19	3/4”	12	3/4” - 14	39,5	1,56	16	0,63	32	1,260	1.1/4”
MB10K-12-16	19	3/4”	12	1” - 11	40,5	1,59	19	0,75	41	1,614	1.5/8”
MB10K-16-16	25	1”	16	1” - 11	42	1,65	19	0,75	41	1,614	1.5/8”
MB10K-16-20	25	1”	16	1.1/4” - 11	47	1,85	20	0,79	50	1,969	2”

© Intertraco (Italia) S.p.A. All rights are reserved - 61

FOR WIRE BRAID HOSES - NO SKIVE
PER TUBI TRECCIATI IN APPLICAZIONE - NO SKIVE
FÜR GEFLECHTSCHLÄUCHE - NO SKIVE
PARA MANGUERA DE UNA O DOS MALLAS SIN PELADURA

BSP FB11K FB12K • FB13K

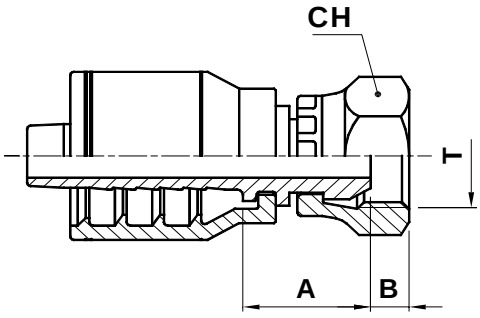

BSP FEMALE SWIVEL 60° CONE

FEMMINA BSP DIRITTA CONO 60°

DKR BSP DICHTKOPF 60° KONUS BSP GEWINDE

HEMBRA GIRATORIA RECTA BSP CONO 60°

CODE CODICE BEST.-NR CODIGO	Ø HOSE Ø TUBO Ø SCHLAUCH Ø MANGUERA			T	A		B		CH		
	DN	INCH	SIZE		[mm]	[in]	[mm]	[in]	[mm]	[in]	[in]
FB11K-04-02	6	1/4”	04	1/8” - 28	15	0,59	5,5	0,22	14	0,551	9/16”
FB13K-04-04	6	1/4”	04	1/4” - 19	17,5	0,69	4,2	0,17	19	0,748	3/4”
FB13K-04-06	6	1/4”	04	3/8” - 19	18,5	0,73	6	0,24	22	0,866	7/8”
FB11K-05-04	8	5/16”	05	1/4” - 19	17,8	0,70	4,2	0,17	19	0,748	3/4”
FB13K-05-06	8	5/16”	05	3/8” - 19	18,5	0,73	6	0,24	22	0,866	7/8”
FB11K-05-08	8	5/16”	05	1/2” - 14	20,5	0,81	7	0,28	27	1,063	1.1/16”
FB11K-06-04	10	3/8”	06	1/4” - 19	17,8	0,70	4,2	0,17	19	0,748	3/4”
FB13K-06-06	10	3/8”	06	3/8” - 19	18,5	0,73	6	0,24	22	0,866	7/8”
FB13K-06-08	10	3/8”	06	1/2” - 14	20,5	0,81	6,5	0,26	27	1,063	1.1/16”
FB11K-08-06	12	1/2”	08	3/8” - 19	19	0,75	6	0,24	22	0,866	7/8”
FB13K-08-08	12	1/2”	08	1/2” - 14	21	0,83	6,5	0,26	27	1,063	1.1/16”
FB11K-08-10	12	1/2”	08	5/8” - 14	18	0,71	9,5	0,37	27	1,063	1.1/16”
FB11K-08-12	12	1/2”	08	3/4” - 14	23,3	0,92	8,7	0,34	32	1,260	1.1/4”
FB11K-10-10	16	5/8”	10	5/8” - 14	18	0,71	9,5	0,37	27	1,063	1.1/16”
FB11K-10-12	16	5/8”	10	3/4” - 14	21,3	0,84	8,7	0,34	32	1,260	1.1/4”
FB11K-12-12	19	3/4”	12	3/4” - 14	21,8	0,86	8,7	0,34	32	1,260	1.1/4”
FB12K-12-16	19	3/4”	12	1” - 11	27	1,06	10,5	0,41	38	1,496	1.1/2”
FB12K-16-16	25	1”	16	1” - 11	28,5	1,12	10,5	0,41	38	1,496	1.1/2”
FB12K-16-20	25	1”	16	1.1/4” - 11	28,5	1,12	10	0,39	50	1,969	2”

 © Intertraco (Italia) S.p.A. All rights are reserved

intertraco

NUT TYPE TIPO DI DADO HUTTER TYP TIPO DE TUERCA	FB11	FB12	FB13
	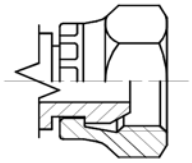	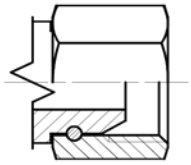	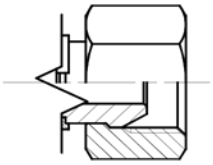

© Intertraco (Italia) S.p.A. All rights are reserved

FOR WIRE BRAID HOSES - NO SKIVE
PER TUBI TRECCIATI IN APPLICAZIONE - NO SKIVE
FÜR GEFLECHTSCHLÄUCHE - NO SKIVE
PARA MANGUERA DE UNA O DOS MALLAS SIN PELADURA

BSP FB41K FB42K · FB43K

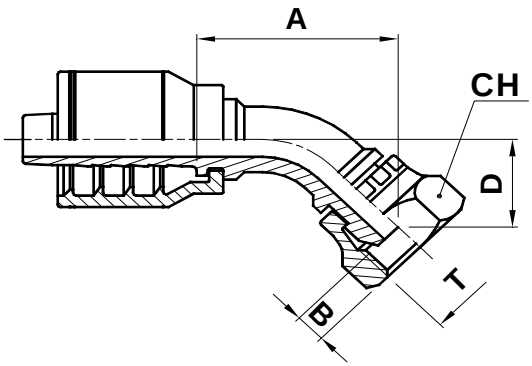

BSP FEMALE SWIVEL 60° CONE 45° ELBOW

FEMMINA BSP 45° CONO 60°

DKR 45° - 60° KONUS

HEMBRA GIRATORIA A 45° BSP CONO 60°

CODE CODICE BEST.-NR CODIGO	Ø HOSE Ø TUBO Ø SCHLAUCH Ø MANGUERA			T	A		B		D		CH		
	DN	INCH	SIZE		[mm]	[in]	[mm]	[in]	[mm]	[in]	[mm]	[in]	⬡[in]
FB43K-04-04	6	1/4”	04	1/4” - 19	32,5	1,28	4,2	0,17	13	0,51	19	0,748	3/4”
FB43K-04-06	6	1/4”	04	3/8” - 19	34,2	1,34	6	0,24	14,4	0,57	22	0,866	7/8”
FB41K-05-06	8	5/16”	05	3/8” - 19	42,5	1,67	6	0,24	19	0,75	22	0,866	7/8”
FB43K-05-06	8	5/16”	05	3/8” - 19	38	1,49	6	0,24	15	0,59	22	0,866	7/8”
FB43K-06-06	10	3/8”	06	3/8” - 19	37,6	1,48	6	0,24	14,6	0,58	22	0,866	7/8”
FB43K-06-08	10	3/8”	06	1/2” - 14	38,6	1,52	6,5	0,26	15,8	0,62	27	1,063	1.1/16”
FB43K-08-08	12	1/2”	08	1/2” - 14	45,9	1,81	6,5	0,26	18	0,71	27	1,063	1.1/16”
FB41K-10-10	16	5/8”	10	5/8” - 14	60,5	2,38	9,5	0,37	23,3	0,92	27	1,063	1.1/16”
FB41K-10-12	16	5/8”	10	3/4” - 14	62,5	2,46	8,7	0,34	29	1,14	32	1,260	1.1/4”
FB41K-12-12	19	3/4”	12	3/4” - 14	67,4	2,66	8,7	0,34	20,2	0,79	32	1,260	1.1/4”
FB42K-16-16	25	1”	16	1” - 11	83,6	3,29	10,5	0,41	33,8	1,33	38	1,496	1.1/2”

NUT TYPE
TIPO DI DADO
HUTTER TYP
TIPO DE TUERCA

FB41

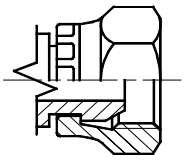

FB42

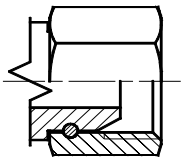

FB43

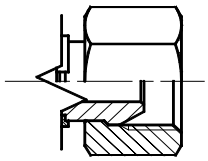

 © Intertraco (Italia) S.p.A. All rights are reserved

intertraco

K

FOR WIRE BRAID HOSES - NO SKIVE
PER TUBI TRECCIATI IN APPLICAZIONE - NO SKIVE
FÜR GEFLECHTSCHLÄUCHE - NO SKIVE
PARA MANGUERA DE UNA O DOS MALLAS SIN PELADURA

BSP FB91K FB92K · FB93K

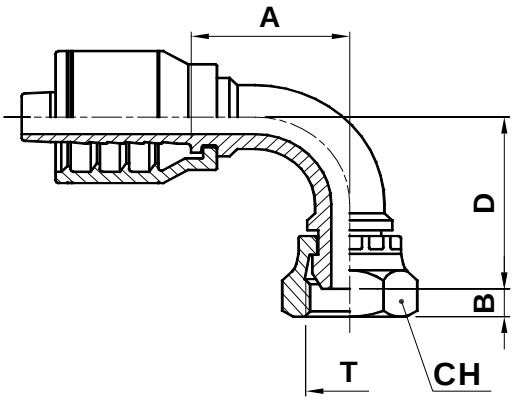

BSP FEMALE SWIVEL 60° CONE 90° ELBOW

FEMMINA BSP 90° CONO 60°

DKR 90° - 60° KONUS

HEMBRA GIRATORIA A 90° BSP CONO 60°

CODE CODICE BEST.-NR CODIGO	Ø HOSE Ø TUBO Ø SCHLAUCH Ø MANGUERA			T	A		B		D		CH		
	DN	INCH	SIZE		[mm]	[in]	[mm]	[in]	[mm]	[in]	[mm]	[in]	[in]
FB93K-04-04	6	1/4”	04	1/4” - 19	27,6	1,09	4,2	0,17	27,5	1,08	19	0,748	3/4”
FB93K-04-06	6	1/4”	04	3/8” - 19	28	1,10	6	0,24	29,5	1,16	22	0,866	7/8”
FB93K-05-06	8	5/16”	05	3/8” - 19	32,5	1,28	6	0,24	30	1,18	22	0,866	7/8”
FB93K-06-06	10	3/8”	06	3/8” - 19	31,5	1,24	6	0,24	29,5	1,16	22	0,866	7/8”
FB93K-06-08	10	3/8”	06	1/2” - 14	30,3	1,19	6,5	0,26	31,1	1,23	27	1,063	1.1/16”
FB93K-08-08	12	1/2”	08	1/2” - 14	37,2	1,47	6,5	0,26	36	1,42	27	1,063	1.1/16”
FB91K-08-10	12	1/2”	08	5/8” - 14	46,5	1,83	9,5	0,37	49	1,93	27	1,063	1.1/16”
FB91K-10-10	16	5/8”	10	5/8” - 14	54	2,13	9,5	0,37	50	1,97	27	1,063	1.1/16”
FB91K-10-12	16	5/8”	10	3/4” - 14	54	2,13	8,7	0,34	51	2,01	32	1,260	1.1/4”
FB91K-12-12	19	3/4”	12	3/4” - 14	56	2,20	8,7	0,34	58,8	2,31	32	1,260	1.1/4”
FB92K-12-16	19	3/4”	12	1” - 11	60	2,36	10,5	0,41	62	2,44	38	1,496	1.1/2”
FB92K-16-16	25	1”	16	1” - 11	72	2,83	10,5	0,41	71	2,80	38	1,496	1.1/2”

NUT TYPE
TIPO DI DADO
HUTTER TYP
TIPO DE TUERCA

FB91

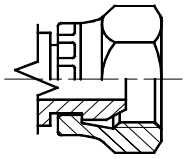

FB92

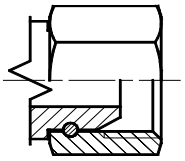

FB93

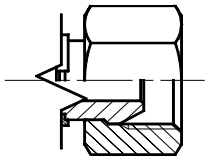

© Intertraco (Italia) S.p.A. All rights are reserved

FOR WIRE BRAID HOSES - NO SKIVE
PER TUBI TRECCIATI IN APPLICAZIONE - NO SKIVE
FÜR GEFLECHTSCHLÄUCHE - NO SKIVE
PARA MANGUERA DE UNA O DOS MALLAS SIN PELADURA

BSP FO13K FO12K

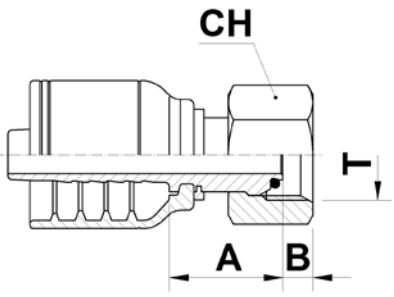

BSP O-RING FEMALE SWIVEL 60° CONE

FEMMINA BSP DIRITTA O-RING CONO 60°

DKR BSP DICHTKEGEL MIT O-RING 60° KONUS

HEMBRA GIRATORIA RECTA BSP CONO 60° CON JUNTA TORICA 60°

CODE CODICE BEST.-NR CODIGO	Ø HOSE Ø TUBO Ø SCHLAUCH Ø MANGUERA			T	A		B		CH		
	DN	INCH	SIZE		[mm]	[in]	[mm]	[in]	[mm]	[in]	[in]
FO13K-04-04	6	1/4"	04	1/4" - 19	17,5	0,69	4,2	0,17	19	0,748	3/4"
FO13K-06-06	10	3/8"	06	3/8" - 19	19	0,75	6,1	0,24	22	0,866	7/8"
FO13K-08-08	12	1/2"	08	1/2" - 14	21	0,83	6,5	0,26	27	1,063	1.1/16"
FO12K-10-10	16	5/8"	10	5/8" - 14	21,5	0,85	9,5	0,37	30	1,181	1.3/16"
FO12K-12-12	19	3/4"	12	3/4" - 14	23,8	0,94	8,7	0,34	32	1,260	1.1/4"
FO12K-16-16	25	1"	16	1" - 11	28,5	1,12	10,5	0,41	38	1,496	1.1/2"

NUT TYPE TIPO DI DADO HUTTER TYP TIPO DE TUERCA	FO12	FO13
	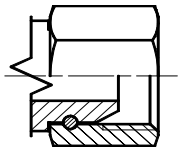	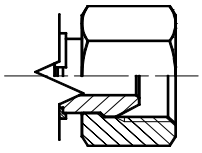

 © Intertraco (Italia) S.p.A. All rights are reserved

intertraco

K

FOR WIRE BRAID HOSES - NO SKIVE
PER TUBI TRECCIATI IN APPLICAZIONE - NO SKIVE
FÜR GEFLECHTSCHLÄUCHE - NO SKIVE
PARA MANGUERA DE UNA O DOS MALLAS SIN PELADURA

BSP FO43K FO42K

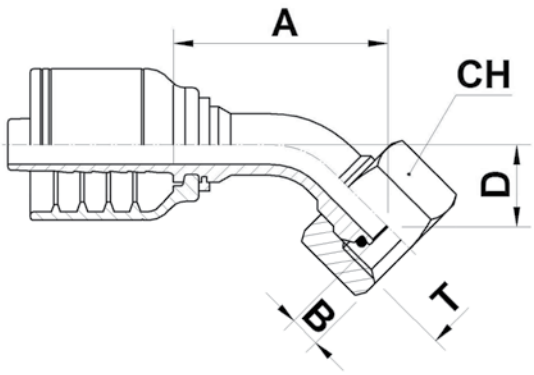

BSP O-RING FEMALE SWIVEL 60° CONE - 45° ELBOW

FEMMINA BSP 45° O-RING CONO 60°

DKR 45° BSP DICHTKEGEL MIT O-RING 60° KONUS

HEMBRA GIRATORIA A 45° BSP CONO 60° CON JUNTA TORICA 60°

CODE CODICE BEST.-NR CODIGO	Ø HOSE Ø TUBO Ø SCHLAUCH Ø MANGUERA			T	A		B		D		CH		
	DN	INCH	SIZE		[mm]	[in]	[mm]	[in]	[mm]	[in]	[mm]	[in]	[in]
FO43K-04-04	6	1/4"	04	1/4" - 19	32,5	1,28	4,2	0,17	13	0,51	19	0,748	3/4"
FO43K-06-06	10	3/8"	06	3/8" - 19	37,7	1,48	6,1	0,24	15	0,59	22	0,866	7/8"
FO43K-08-08	12	1/2"	08	1/2" - 14	46	1,81	6,5	0,26	18	0,71	27	1,063	1.1/16"
FO42K-10-10	16	5/8"	10	5/8" - 14	63	2,48	9,5	0,37	26	1,02	30	1,181	1.3/16"
FO42K-12-12	19	3/4"	12	3/4" - 14	69	2,72	8,7	0,34	28,3	1,11	32	1,260	1.1/4"
FO42K-16-16	25	1"	16	1" - 11	83,6	3,29	10,5	0,41	33,8	1,33	38	1,496	1.1/2"

NUT TYPE TIPO DI DADO HUTTER TYP TIPO DE TUERCA	FO42	FO43
	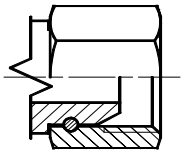	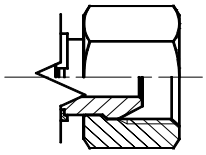

© Intertraco (Italia) S.p.A. All rights are reserved - 67

FOR WIRE BRAID HOSES - NO SKIVE
PER TUBI TRECCIATI IN APPLICAZIONE - NO SKIVE
FÜR GEFLECHTSCHLÄUCHE - NO SKIVE
PARA MANGUERA DE UNA O DOS MALLAS SIN PELADURA

BSP FO93K FO92K

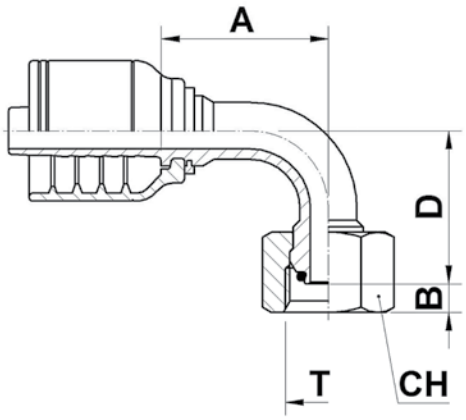

BSP O-RING FEMALE SWIVEL 60° CONE - 90° ELBOW

FEMMINA BSP 90° CONO 60° SEDE O-RING

DKR 90° BSP DICHTKEGEL MIT O-RING 60° KONUS

HEMBRA GIRATORIA A 90° BSP CONO 60° CON JUNTA TORICA 60°

CODE CODICE BEST.-NR CODIGO	Ø HOSE Ø TUBO Ø SCHLAUCH Ø MANGUERA			T	A		B		D		CH		
	DN	INCH	SIZE		[mm]	[in]	[mm]	[in]	[mm]	[in]	[mm]	[in]	[in]
FO93K-04-04	6	1/4"	04	1/4" - 19	27,5	1,08	4,2	0,17	27,5	1,08	19	0,748	3/4"
FO93K-06-06	10	3/8"	06	3/8" - 19	31,5	1,24	6,1	0,24	30	1,18	22	0,866	7/8"
FO93K-08-08	12	1/2"	08	1/2" - 14	37,3	1,47	6,5	0,26	36	1,42	27	1,063	1.1/16"
FO92K-10-10	16	5/8"	10	5/8" - 14	54	2,13	9,5	0,37	53,5	2,10	30	1,181	1.3/16"
FO92K-12-12	19	3/4"	12	3/4" - 14	55,5	2,20	8,7	0,34	57	2,24	32	1,260	1.1/4"
FO92K-16-16	25	1"	16	1" - 11	72	2,83	10,5	0,41	71	2,80	38	1,496	1.1/2"

NUT TYPE TIPO DI DADO HUTTER TYP TIPO DE TUERCA	FO92	FO93
	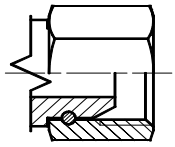	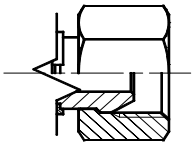

 © Intertraco (Italia) S.p.A. All rights are reserved

intertraco

FOR WIRE BRAID HOSES - NO SKIVE
PER TUBI TRECCIATI IN APPLICAZIONE - NO SKIVE
FÜR GEFLECHTSCHLÄUCHE - NO SKIVE
PARA MANGUERA DE UNA O DOS MALLAS SIN PELADURA

BSP KM91K

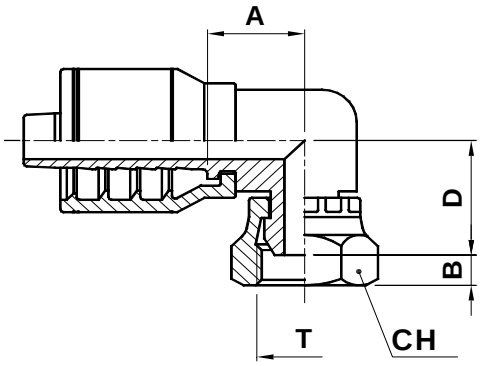

BSP FEMALE SWIVEL 60° CONE 90° ELBOW (COMPACT FORGED)

FEMMINA BSP COMPATTA 90° CONO 60°

DKR BSP-DICHTKOPF KOMPAKT 90° UNF-GEWINDE 60° KONUS

HEMBRA GIRATORIA 90° COMPACTA BSP CONO 60°

CODE CODICE BEST.-NR CODIGO	Ø HOSE Ø TUBO Ø SCHLAUCH Ø MANGUERA			T	A		B		D		CH		
	DN	INCH	SIZE		[mm]	[in]	[mm]	[in]	[mm]	[in]	[mm]	[in]	[in]
KM91K-04-04	6	1/4”	04	1/4” - 19	18,5	0,73	4,2	0,17	22,6	0,89	19	0,748	3/4”
KM91K-06-06	10	3/8”	06	3/8” - 19	21,5	0,85	5,7	0,22	25,5	1,00	22	0,866	7/8”
KM91K-08-08	12	1/2”	08	1/2” - 14	25	0,98	6,9	0,27	28,5	1,12	27	1,063	1.1/16”
KM91K-10-10	16	5/8”	10	5/8” - 14	22,5	0,89	9	0,35	27	1,06	30	1,181	1.3/16”
KM91K-12-12	19	3/4”	12	3/4” - 14	28,5	1,12	8,7	0,34	32,8	1,29	32	1,260	1.1/4”
KM91K-16-16	25	1”	16	1” - 11	30,5	1,20	10,5	0,41	34,5	1,36	41	1,614	1.5/8”

© Intertraco (Italia) S.p.A. All rights are reserved - 69

FOR WIRE BRAID HOSES - NO SKIVE
PER TUBI TRECCIATI IN APPLICAZIONE - NO SKIVE
FÜR GEFLECHTSCHLÄUCHE - NO SKIVE
PARA MANGUERA DE UNA O DOS MALLAS SIN PELADURA

BSP FP11K

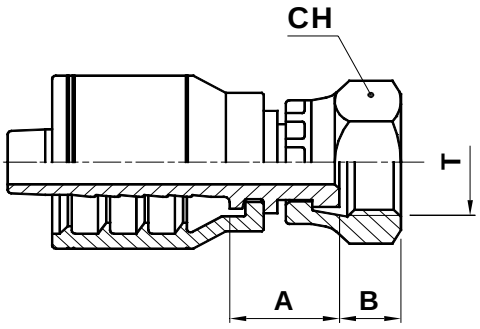

BSP FLAT FACE FEMALE SWIVEL

FEMMINA BSP FACCIA PIANA DIRITTA

BSP FLACHDICHTEND BSP GEWINDE

HEMBRA GIRATORIA RECTA BSP CON ASIENTO PLANO

CODE CODICE BEST.-NR CODIGO	Ø HOSE Ø TUBO Ø SCHLAUCH Ø MANGUERA			T	A		B		CH		
	DN	INCH	SIZE		[mm]	[in]	[mm]	[in]	[mm]	[in]	[mm]
FP13K-04-04	06	1/4”	04	1/4” - 19	21,5	0,85	6,5	0,26	19	0,748	3/4”
FP11K-06-06	10	3/8”	06	3/8” - 19	15,5	0,61	9	0,35	22	0,866	7/8”
FP11K-06-08	10	3/8”	06	1/2” - 14	16	0,63	10,5	0,41	27	1,063	1.1/16”
FP11K-08-08	12	1/2”	08	1/2” - 14	16,5	0,65	10,5	0,41	27	1,063	1.1/16”
FP11K-08-12	12	1/2”	08	3/4” - 14	21,5	0,85	11,5	0,45	32	1,260	1.1/4”
FP11K-12-12	19	3/4”	12	3/4” - 14	19	0,75	11,5	0,45	32	1,260	1.1/4”

 © Intertraco (Italia) S.p.A. All rights are reserved

FOR WIRE BRAID HOSES - NO SKIVE
PER TUBI TRECCIATI IN APPLICAZIONE - NO SKIVE
FÜR GEFLECHTSCHLÄUCHE - NO SKIVE
PARA MANGUERA DE UNA O DOS MALLAS SIN PELADURA

BSP BB10K

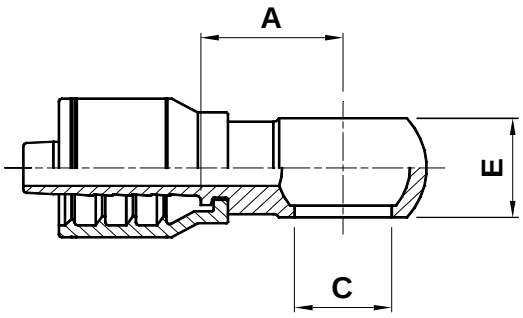

BSP BANJO

BANJO BSP

RINGNIPPEL BSP

ORIENTABLE BANJO BSP

CODE CODICE BEST.-NR CODIGO	Ø HOSE Ø TUBO Ø SCHLAUCH Ø MANGUERA			FLANGE	A		C		E	
	DN	INCH	SIZE		[mm]	[in]	[mm]	[in]	[mm]	[in]
BB10K-04-02	6	1/4”	04	1/8” - 28	22	0,87	10,2	0,40	10	0,39
BB10K-04-04	6	1/4”	04	1/4” - 19	22	0,87	13,3	0,52	14	0,55
BB10K-04-06	6	1/4”	04	3/8” - 19	23	0,91	16,8	0,66	18	0,71
BB10K-05-06	8	5/16”	05	3/8” - 19	23	0,91	16,8	0,66	18	0,71
BB10K-06-06	10	3/8”	06	3/8” - 19	24	0,94	16,8	0,66	18	0,71
BB10K-06-08	10	3/8”	06	1/2” - 14	26	1,02	21	0,83	22	0,87
BB10K-08-08	12	1/2”	08	1/2” - 14	27	1,06	21	0,83	22	0,87
BB10K-10-10	16	5/8”	10	5/8” - 14	28	1,10	23,1	0,91	24	0,94
BB10K-12-12	19	3/4”	12	3/4” - 14	36,5	1,44	26,5	1,04	29	1,14
BB10K-16-16	25	1”	16	1” - 11	44,5	1,75	33,5	1,32	37	1,46

© Intertraco (Italia) S.p.A. All rights are reserved - 71

FOR WIRE BRAID HOSES - NO SKIVE
PER TUBI TRECCIATI IN APPLICAZIONE - NO SKIVE
FÜR GEFLECHTSCHLÄUCHE - NO SKIVE
PARA MANGUERA DE UNA O DOS MALLAS SIN PELADURA

BSP VB10B

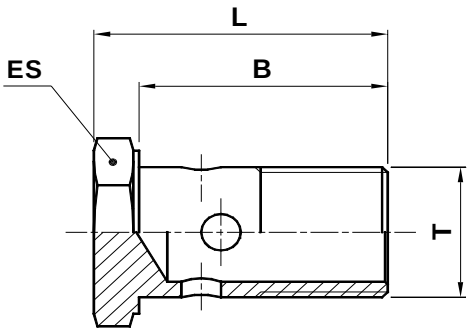

BSP BANJO BOLT

VITE FORATA BSP

HOHLSCHRAUBE BSP GEWINDE

TORNILLO BSP PARA ORIENTABLE BANJO

CODE CODICE BEST.-NR CODIGO	T	B		L		ES		
		[mm]	[in]	[mm]	[in]	[mm]	[in]	[in]
VB10B-02	1/8” - 28	19	0,75	24	0,94	14	0,551	9/16”
VB10B-04	1/4” - 19	25	0,98	32	1,26	19	0,748	3/4”
VB10B-06	3/8” - 19	31	1,22	38	1,50	22	0,866	7/8”
VB10B-08	1/2” - 14	38	1,50	46	1,81	27	1,063	1.1/16”
VB10B-10	5/8” - 14	41	1,61	49	1,93	30	1,181	1.3/16”
VB10B-12	3/4” - 14	46	1,81	56	2,20	32	1,260	1.1/4”
VB10B-16	1” - 11	58	2,28	69	2,72	41	1,614	1.5/8”

 © Intertraco (Italia) S.p.A. All rights are reserved

METRIC KW13K

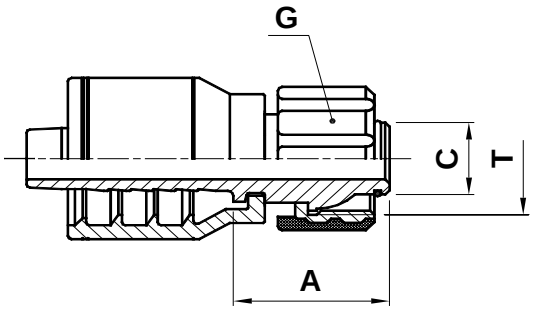

JET WASH FEMALE SWIVEL "K" TYPE

FEMMINA DIRITTA PER IDROPLULITRICE TIPO "K"

PRESSNIPPEL DKO FUER WASCHGERAETE

HEMBRA GIRATORIA JET WASH ESTILO "K"

CODE CODICE BEST.-NR CODIGO	Ø HOSE Ø TUBO Ø SCHLAUCH Ø MANGUERA			T	A		C		G	
	DN	INCH	SIZE		[mm]	[in]	[mm]	[in]	[mm]	[in]
KW13K-04-22	6	1/4"	04	M22X1,5	31	1,22	14	0,55	36	1,42
KW13K-05-22	8	5/16"	05	M22X1,5	31	1,22	14	0,55	36	1,42
KW13K-06-22	10	3/8"	06	M22X1,5	31	1,22	14	0,55	36	1,42

© Intertraco (Italia) S.p.A. All rights are reserved - 73

FOR WIRE BRAID HOSES - NO SKIVE
PER TUBI TRECCIATI IN APPLICAZIONE - NO SKIVE
FÜR GEFLECHTSCHLÄUCHE - NO SKIVE
PARA MANGUERA DE UNA O DOS MALLAS SIN PELADURA

METRIC FQ13K

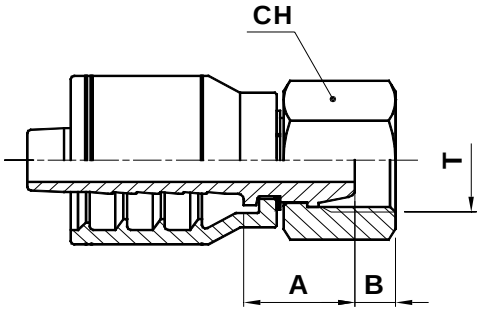

METRIC FEMALE SWIVEL (MULTISEAL 24°/60° CONE SEAT)

FEMMINA METRICA DIRITTA CONO UNIVERSALE (MULTISEAL 24°/60°)

DKL DICHTKEGEL MIT UEBERWURFMUTTER

HEMBRA GIRATORIA RECTA METRICA CONO MULTIUSO 24°/60°

CODE CODICE BEST.-NR CODIGO	Ø HOSE Ø TUBO Ø SCHLAUCH Ø MANGUERA			T	A		B		CH		
	DN	INCH	SIZE		[mm]	[in]	[mm]	[in]	[mm]	[in]	[in]
FQ13K-04-14	6	1/4”	04	M14X1,5	20,5	0,81	3,5	0,14	17	0,669	11/16”
FQ13K-04-16	6	1/4”	04	M16X1.5	21	0,83	5	0,20	19	0,748	3/4”
FQ13K-05-16	8	5/16”	05	M16X1,5	20	0,79	5	0,20	19	0,748	3/4”
FQ13K-05-18	8	5/16”	05	M18X1,5	21	0,83	5	0,20	22	0,866	7/8”
FQ13K-06-16	10	3/8”	06	M16X1,5	21,6	0,85	5	0,20	22	0,866	7/8”
FQ13K-06-18	10	3/8”	06	M18X1,5	21	0,83	5	0,20	22	0,866	7/8”
FQ13K-08-22	12	1/2”	08	M22X1,5	24,5	0,96	5	0,20	27	1,063	1.1/16”
FQ13K-10-26	16	5/8”	10	M26X1,5	24,5	0,96	6	0,24	32	1,260	1.1/4”

 © Intertraco (Italia) S.p.A. All rights are reserved

K

FOR WIRE BRAID HOSES - NO SKIVE
PER TUBI TRECCIATI IN APPLICAZIONE - NO SKIVE
FÜR GEFLECHTSCHLÄUCHE - NO SKIVE
PARA MANGUERA DE UNA O DOS MALLAS SIN PELADURA

METRIC FQ93K

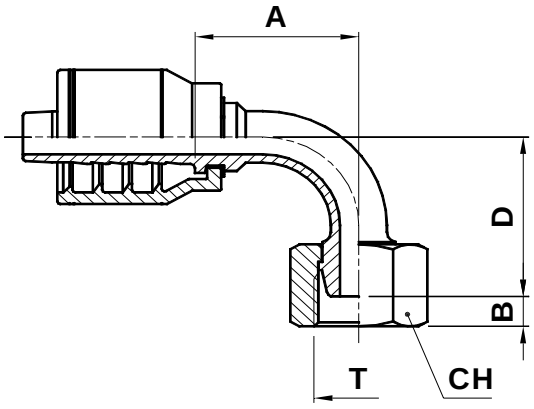

METRIC FEMALE SWIVEL - 90° ELBOW (MULTISEAL 24°/60° CONE SEAT)

FEMMINA METRICA 90° CONO UNIVERSALE (MULTISEAL 24°/60°)

DKL 90° DICHTKEGEL MIT UEBERWURFMUTTER

HEMBRA GIRATORIA A 90°METRIC CONO MULTIUSO 24°/60°

CODE CODICE BEST.-NR CODIGO	Ø HOSE Ø TUBO Ø SCHLAUCH Ø MANGUERA			T	A		B		D		CH		
	DN	INCH	SIZE		[mm]	[in]	[mm]	[in]	[mm]	[in]	[mm]	[in]	[in]
FQ93K-04-14	6	1/4”	04	M14X1,5	28,5	1,12	3,5	0,14	30	1,18	17	0,669	11/16”
FQ93K-05-16	8	5/16”	05	M16X1,5	31,5	1,24	5	0,20	33	1,30	19	0,748	3/4”
FQ93K-06-18	10	3/8”	06	M18X1,5	32	1,26	5	0,20	35,5	1,40	22	0,866	7/8”
FQ93K-08-22	12	1/2”	08	M22X1,5	40,5	1,59	5	0,20	44	1,73	27	1,063	1.1/16”
FQ93K-10-26	16	5/8”	10	M26X1,5	54	2,13	6	0,24	52,5	2,07	32	1,260	1.1/4”

© Intertraco (Italia) S.p.A. All rights are reserved - 75

FOR WIRE BRAID HOSES - NO SKIVE
PER TUBI TRECCIATI IN APPLICAZIONE - NO SKIVE
FÜR GEFLECHTSCHLÄUCHE - NO SKIVE
PARA MANGUERA DE UNA O DOS MALLAS SIN PELADURA

METRIC FM13K

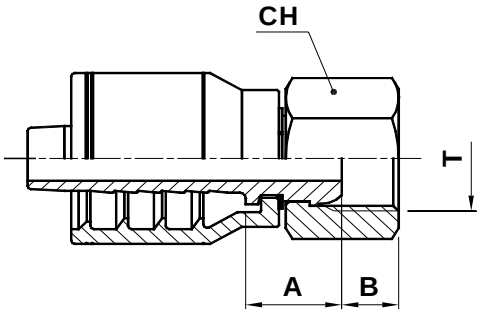

METRIC FEMALE SWIVEL 60° CONE SEAT

FEMMINA METRICA DIRITTA CONO 60°

DICHTKOPF-UNIVERSAL 60° KONUS METRISCH

HEMBRA GIRATORIA RECTA METRICA CONO 60°

CODE CODICE BEST.-NR CODIGO	Ø HOSE Ø TUBO Ø SCHLAUCH Ø MANGUERA			T	A		B		CH		
	DN	INCH	SIZE		[mm]	[in]	[mm]	[in]	[mm]	[in]	[in]
FM13K-12-30	19	3/4”	12	M30X1,5	23,5	0,93	5	0,20	36	1,417	1.7/16”
FM13K-16-38	25	1”	16	M38X1,5	27,6	1,09	5	0,20	46	1,811	1.13/16”

 © Intertraco (Italia) S.p.A. All rights are reserved

METRIC FM93K

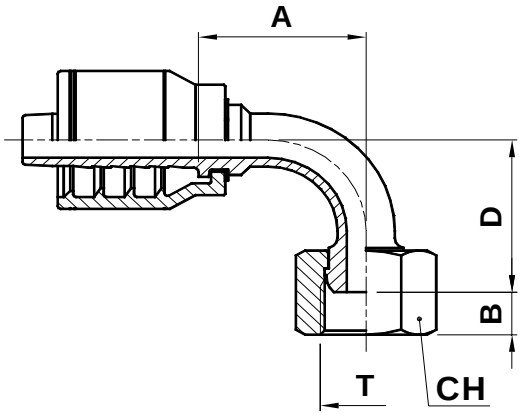

METRIC FEMALE SWIVEL - 90° ELBOW (60° CONE SEAT)

FEMMINA METRICA 90° CONO 60°

90° DICHTKOPF-UNIVERSAL 60° KONUS METRISCH

HEMBRA GIRATORIA A 90° METRICA CONO 60°

CODE CODICE BEST.-NR CODIGO	Ø HOSE Ø TUBO Ø SCHLAUCH Ø MANGUERA			T	A		B		D		CH		
	DN	INCH	SIZE		[mm]	[in]	[mm]	[in]	[mm]	[in]	[mm]	[in]	[in]
FM93K-12-30	19	3/4”	12	M30X1,5	65	2,56	5	0,20	60	2,36	36	1,417	1.7/16”
FM93K-16-38	25	1”	16	M38X1,5	72	2,83	5	0,20	72	2,83	46	1,811	1.13/16”

© Intertraco (Italia) S.p.A. All rights are reserved - 77

K

FOR WIRE BRAID HOSES - NO SKIVE
PER TUBI TRECCIATI IN APPLICAZIONE - NO SKIVE
FÜR GEFLECHTSCHLÄUCHE - NO SKIVE
PARA MANGUERA DE UNA O DOS MALLAS SIN PELADURA

METRIC SM10K

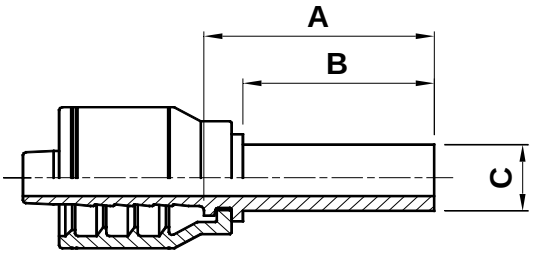

METRIC STANDPIPE

ERMETO DIRITTO

ROHRSTUTZEN BEL/ BES GERADE

ESPIGA LISA RECTA METRICA

CODE CODICE BEST.-NR CODIGO	Ø HOSE Ø TUBO Ø SCHLAUCH Ø MANGUERA			C		A		B	
	DN	INCH	SIZE	[mm]	[in]	[mm]	[in]	[mm]	[in]
SM10K-04-06	6	1/4”	04	6	0,24	28	1,10	22	0,87
SM10K-04-08	6	1/4”	04	8	0,31	30,5	1,20	24	0,94
SM10K-04-10	6	1/4”	04	10	0,39	33	1,30	27	1,06
SM10K-05-10	8	5/16”	05	10	0,39	30,5	1,20	24	0,94
SM10K-06-10	10	3/8”	06	10	0,39	30,5	1,20	24	0,94
SM10K-06-12	10	3/8”	06	12	0,47	30,5	1,20	24	0,94
SM10K-08-15	12	1/2”	08	15	0,59	32	1,26	26	1,02
SM10K-08-16	12	1/2”	08	16	0,63	37	1,46	30	1,18
SM10K-10-18	16	5/8”	10	18	0,71	34	1,34	27	1,06
SM10K-10-20	16	5/8”	10	20	0,79	44	1,73	37	1,46
SM10K-12-18	19	3/4”	12	18	0,71	34,5	1,36	27	1,06
SM10K-12-20	19	3/4”	12	20	0,79	44,5	1,75	37	1,46
SM10K-12-22	19	3/4”	12	22	0,87	36,5	1,44	29	1,14
SM10K-12-25	19	3/4”	12	25	0,98	49,5	1,95	41	1,61
SM10K-16-25	25	1”	16	25	0,98	51	2,01	41	1,61
SM10K-16-28	25	1”	16	28	1,10	40	1,57	30	1,18
SM10K-16-30	25	1”	16	30	1,18	54	2,13	44	1,73

 © Intertraco (Italia) S.p.A. All rights are reserved

intertraco

K

FOR WIRE BRAID HOSES - NO SKIVE
PER TUBI TRECCIATI IN APPLICAZIONE - NO SKIVE
FÜR GEFLECHTSCHLÄUCHE - NO SKIVE
PARA MANGUERA DE UNA O DOS MALLAS SIN PELADURA

METRIC SM40K

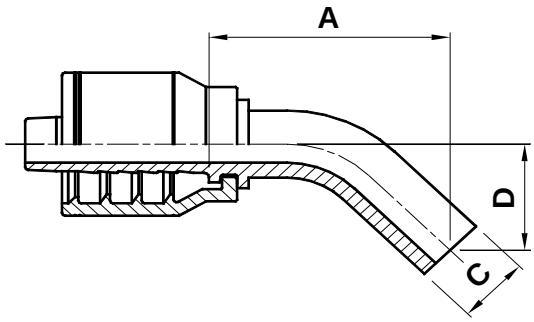

METRIC STANDPIPE - 45° ELBOW

ERMETO 45°

ROHRSTUTZEN BEL/ BES 45°

ESPIGA LISA 45° METRICA

CODE CODICE BEST.-NR CODIGO	Ø HOSE Ø TUBO Ø SCHLAUCH Ø MANGUERA			C		A		D	
	DN	INCH	SIZE	[mm]	[in]	[mm]	[in]	[mm]	[in]
SM40K-04-06	6	1/4”	04	6	0,24	45	1,77	22	0,87
SM40K-04-08	6	1/4”	04	8	0,31	41,5	1,63	22,6	0,89
SM40K-04-10	6	1/4”	04	10	0,39	57,5	2,26	24,5	0,96
SM40K-05-10	8	5/16”	05	10	0,39	57	2,24	24,5	0,96
SM40K-05-12	8	5/16”	05	12	0,47	56	2,20	29	1,14
SM40K-06-10	10	3/8”	06	10	0,39	45,5	1,79	22	0,87
SM40K-06-12	10	3/8”	06	12	0,47	56	2,20	29	1,14
SM40K-08-15	12	1/2”	08	15	0,59	60,5	2,38	28	1,10
SM40K-08-16	12	1/2”	08	16	0,63	53	2,09	34	1,34
SM40K-10-18	16	5/8”	10	18	0,71	72	2,83	35,4	1,39
SM40K-10-20	16	5/8”	10	20	0,79	87,9	3,46	46	1,81
SM40K-12-22	19	3/4”	12	22	0,87	77,4	3,05	37,7	1,48
SM40K-12-25	19	3/4”	12	25	0,98	88,5	3,48	47	1,85
SM40K-16-28	25	1”	16	28	1,10	95	3,74	45,5	1,79
SM40K-16-30	25	1”	16	30	1,18	96	3,78	47,2	1,86

© Intertraco (Italia) S.p.A. All rights are reserved - 79

FOR WIRE BRAID HOSES - NO SKIVE
PER TUBI TRECCIATI IN APPLICAZIONE - NO SKIVE
FÜR GEFLECHTSCHLÄUCHE - NO SKIVE
PARA MANGUERA DE UNA O DOS MALLAS SIN PELADURA

METRIC SM90K

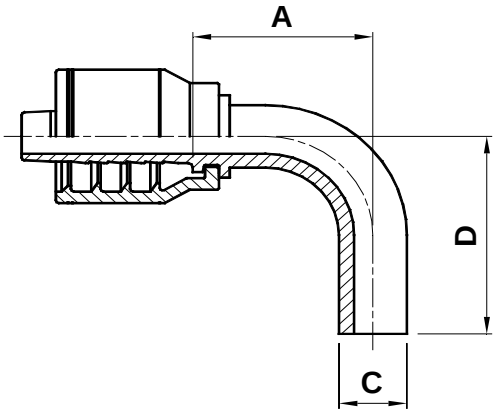

METRIC STANDPIPE - 90° ELBOW

ERMETO 90°

ROHRSTUTZEN BEL/ BES 90°

ESPIGA LISA 90° METRICA

CODE CODICE BEST.-NR CODIGO	Ø HOSE Ø TUBO Ø SCHLAUCH Ø MANGUERA			C		A		D	
	DN	INCH	SIZE	[mm]	[in]	[mm]	[in]	[mm]	[in]
SM90K-04-06	6	1/4”	04	6	0,24	25	0,98	34	1,34
SM90K-04-08	6	1/4”	04	8	0,31	26	1,02	39	1,54
SM90K-04-10	6	1/4”	04	10	0,39	27,5	1,08	36	1,42
SM90K-05-10	8	5/16”	05	10	0,39	36	1,42	39	1,54
SM90K-06-10	10	3/8”	06	10	0,39	37	1,46	50	1,97
SM90K-06-12	10	3/8”	06	12	0,47	32,5	1,28	47	1,85
SM90K-08-15	12	1/2”	08	15	0,59	43,5	1,71	54	2,13
SM90K-08-16	12	1/2”	08	16	0,63	42,5	1,67	53,5	2,11
SM90K-10-18	16	5/8”	10	18	0,71	58,5	2,30	63	2,48
SM90K-10-20	16	5/8”	10	20	0,79	59,5	2,34	68	2,68
SM90K-12-20	19	3/4”	12	20	0,79	55,5	2,19	77	3,03
SM90K-12-22	19	3/4”	12	22	0,87	53	2,09	70,5	2,78
SM90K-12-25	19	3/4”	12	25	0,98	68,5	2,70	82	3,23
SM90K-16-25	25	1”	16	25	0,98	68,5	2,70	89	3,50
SM90K-16-28	25	1”	16	28	1,10	68	2,68	89	3,50

 © Intertraco (Italia) S.p.A. All rights are reserved

METRIC BM10K

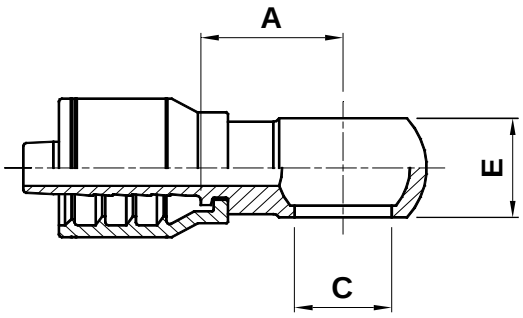

METRIC BANJO

BANJO METRICO

RINGNIPPEL METRISCH

ORIENTABLE BANJO METRICO

CODE CODICE BEST.-NR CODIGO	Ø HOSE Ø TUBO Ø SCHLAUCH Ø MANGUERA			T	A		C		E	
	DN	INCH	SIZE		[mm]	[in]	[mm]	[in]	[mm]	[in]
BM10K-04-10	6	1/4”	04	M10X1	22	0,87	10,2	0,40	10	0,39
BM10K-04-12	6	1/4”	04	M12X1,5	21	0,83	12,2	0,48	12	0,47
BM10K-04-14	6	1/4”	04	M14X1,5	21	0,83	14,2	0,56	14	0,55
BM10K-04-16	6	1/4”	04	M16X1,5	23	0,91	16,2	0,63	18	0,71
BM10K-05-12	8	5/16”	05	M12X1,5	21	0,83	12,2	0,47	12	0,47
BM10K-05-14	8	5/16”	05	M14X1,5	22,5	0,89	14,2	0,56	14	0,55
BM10K-05-16	8	5/16”	05	M16X1,5	23	0,91	16,2	0,64	18	0,71
BM10K-06-14	10	3/8”	06	M14X1,5	24	0,94	14,2	0,56	14	0,55
BM10K-06-16	10	3/8”	06	M16X1,5	24	0,94	16,2	0,64	18	0,71
BM10K-06-18	10	3/8”	06	M18X1,5	27,5	1,08	18,2	0,72	20	0,79
BM10K-06-22	10	3/8”	06	M22X1,5	26,5	1,04	22,2	0,87	22	0,87
BM10K-08-16	12	1/2”	08	M16X1,5	24,5	0,96	16,2	0,63	18	0,71
BM10K-08-18	12	1/2”	08	M18X1,5	28,1	1,11	18,2	0,72	20	0,79
BM10K-08-22	12	1/2”	08	M22X1,5	27	1,06	22,2	0,87	22	0,87
BM10K-08-24	12	1/2”	08	M24X1,5	31	1,22	24,2	0,94	25	0,98
BM10K-10-22	16	5/8”	10	M22X1,5	28	1,10	22,2	0,87	22	0,87
BM10K-12-26	19	3/4”	12	M26X1,5	36,5	1,44	26,2	1,03	29	1,14
BM10K-16-30	25	1”	16	M30X1,5	44,5	1,75	30,2	1,19	37	1,46

© Intertraco (Italia) S.p.A. All rights are reserved - 81

FOR WIRE BRAID HOSES - NO SKIVE
PER TUBI TRECCIATI IN APPLICAZIONE - NO SKIVE
FÜR GEFLECHTSCHLÄUCHE - NO SKIVE
PARA MANGUERA DE UNA O DOS MALLAS SIN PELADURA

METRIC VM10B

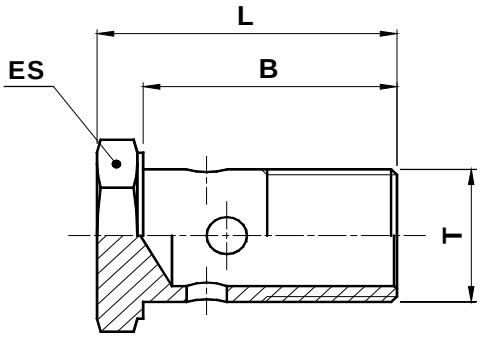

METRIC BANJO BOLT

VITE FORATA METRICA

HOHLSCHRAUBE METRISCH

TORNILLO METRICO PARA ORIENTABLE BANJO

CODE CODICE BEST.-NR CODIGO	T	B		L		ES		
		[mm]	[in]	[mm]	[in]	[mm]	[in]	[in]
VM10B-08	M8X1	16	0,63	21	0,83	12	0,472	1/2”
VM10B-10	M10X1	19	0,75	24	0,94	14	0,551	9/16”
VM10B-12	M12X1,5	23	0,91	28	1,10	17	0,669	11/16”
VM10B-14	M14X1,5	25	0,98	32	1,26	19	0,748	3/4”
VM10B-16	M16X1,5	31	1,22	37	1,46	22	0,866	7/8”
VM10B-18	M18X1,5	36	1,42	44	1,73	24	0,945	15/16”
VM10B-22	M22X1,5	38	1,50	46	1,81	27	1,063	1.1/16”
VM10B-24	M24X1,5	41	1,61	49	1,93	30	1,181	1.3/16”
VM10B-26	M26X1,5	46	1,81	56	2,20	32	1,260	1.1/4”
VM10B-30	M30X1,5	58	2,28	69	2,72	38	1,496	1.1/2”

 © Intertraco (Italia) S.p.A. All rights are reserved

K

FOR WIRE BRAID HOSES - NO SKIVE
PER TUBI TRECCIATI IN APPLICAZIONE - NO SKIVE
FÜR GEFLECHTSCHLÄUCHE - NO SKIVE
PARA MANGUERA DE UNA O DOS MALLAS SIN PELADURA

METRIC ML10K

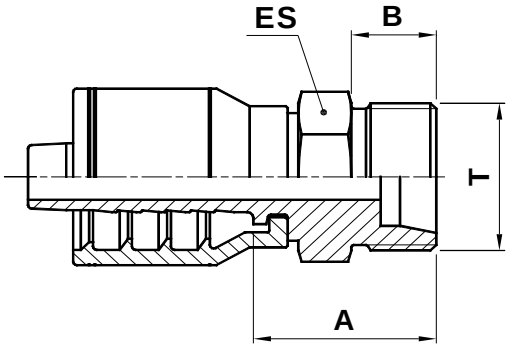

METRIC LIGHT MALE (24° CONE SEAT)

MASCHIO METRICO SV. 24° SERIE LEGGERA

CEL GEWINDEZAPFEN LEICHTE REIHE 24° KONUS

MACHO FIJO METRIC CONO 24° SERIE LIGERA

CODE CODICE BEST.-NR CODIGO	Ø HOSE Ø TUBO Ø SCHLAUCH Ø MANGUERA			T	PIPE	A		B		ES		
	DN	INCH	SIZE			[mm]	[in]	[mm]	[in]	[mm]	[in]	[in]
ML10K-04-12	6	1/4”	04	M12X1,5	L6	22,5	0,89	10	0,39	14	0,551	9/16”
ML10K-04-14	6	1/4”	04	M14X1,5	L8	22,5	0,89	10	0,39	14	0,551	9/16”
ML10K-04-16	6	1/4”	04	M16X1,5	L10	24,5	0,96	11	0,43	17	0,669	11/16”
ML10K-05-16	8	5/16”	05	M16X1,5	L10	24,5	0,96	11	0,43	17	0,669	11/16”
ML10K-05-18	8	5/16”	05	M18X1,5	L12	25	0,98	11	0,43	19	0,748	3/4”
ML10K-06-16	10	3/8”	06	M16X1,5	L10	24,5	0,96	11	0,43	17	0,669	11/16”
ML10K-06-18	10	3/8”	06	M18X1,5	L12	25	0,98	11	0,43	19	0,748	3/4”
ML10K-06-22	10	3/8”	06	M22X1,5	L15	26	1,02	12	0,47	22	0,866	7/8”
ML10K-08-18	12	1/2”	08	M18X1,5	L12	25,5	1,00	11	0,43	19	0,748	3/4”
ML10K-08-22	12	1/2”	08	M22X1,5	L15	26,5	1,04	12	0,47	22	0,866	7/8”
ML10K-10-26	16	5/8”	10	M26X1,5	L18	29	1,14	12	0,47	27	1,063	1.1/16”
ML10K-12-30	19	3/4”	12	M30X2	L22	31,5	1,24	14	0,55	30	1,181	1.3/16”
ML10K-16-36	25	1”	16	M36X2	L28	34	1,34	14	0,55	36	1,417	1.7/16”

© Intertraco (Italia) S.p.A. All rights are reserved - 83

FOR WIRE BRAID HOSES - NO SKIVE
PER TUBI TRECCIATI IN APPLICAZIONE - NO SKIVE
FÜR GEFLECHTSCHLÄUCHE - NO SKIVE
PARA MANGUERA DE UNA O DOS MALLAS SIN PELADURA

METRIC FL13K

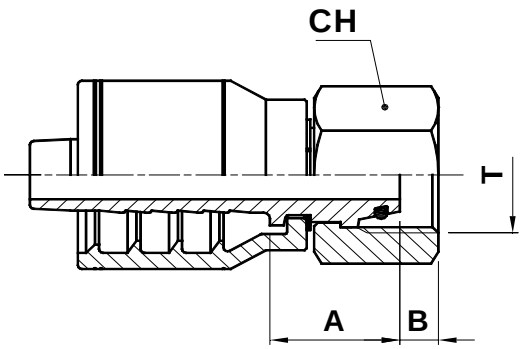

METRIC LIGHT FEMALE SWIVEL (24° CONE SEAT)

FEMMINA METRICA DIRITTA O-RING CONO 24° SERIE LEGGERA

DKOL DICHTKEGEL MIT O-RING LEICHTE REIHE 24° KONUS

HEMBRA GIRATORIA RECTA METRICA CONO 24° SERIE LIGERA

CODE CODICE BEST.-NR CODIGO	Ø HOSE Ø TUBO Ø SCHLAUCH Ø MANGUERA			T	PIPE	A		B		CH		
	DN	INCH	SIZE			[mm]	[in]	[mm]	[in]	[mm]	[in]	[in]
FL13K-04-12	6	1/4”	04	M12X1,5	L6	20,9	0,82	2,6	0,10	16	0,630	--
FL13K-04-14	6	1/4”	04	M14X1,5	L8	25	0,98	1,5	0,06	17	0,669	11/16”
FL13K-04-16	6	1/4”	04	M16X1,5	L10	26,5	1,04	1,5	0,06	19	0,748	3/4”
FL13K-04-18	6	1/4”	04	M18X1,5	L12	26	1,02	1,5	0,06	22	0,866	7/8”
FL13K-05-16	8	5/16”	05	M16X1,5	L10	26,5	1,04	1,5	0,06	19	0,748	3/4”
FL13K-05-18	8	5/16”	05	M18X1,5	L12	26	1,02	1,5	0,06	22	0,866	7/8”
FL12K-06-16	10	3/8”	06	M16X1,5	L10	23	0,91	3,5	0,14	19	0,748	3/4”
FL13K-06-18	10	3/8”	06	M18X1,5	L12	26	1,02	1,5	0,06	22	0,866	7/8”
FL13K-06-22	10	3/8”	06	M22X1,5	L15	27,5	1,08	2,5	0,10	27	1,063	1.1/16”
FL13K-08-22	12	1/2”	08	M22X1,5	L15	28,5	1,12	2,5	0,10	27	1,063	1.1/16”
FL13K-08-26	12	1/2”	08	M26X1,5	L18	29	1,14	2	0,08	32	1,260	1.1/4”
FL13K-10-26	16	5/8”	10	M26X1,5	L18	29	1,14	2	0,08	32	1,260	1.1/4”
FL13K-10-27	16	5/8”	10	M27X1,5	L18	29	1,14	2	0,08	32	1,260	1.1/4”
FL13K-12-30	19	3/4”	12	M30X2	L22	27	1,06	3,5	0,14	36	1,417	1.7/16”
FL13K-16-36	25	1”	16	M36X2	L28	32	1,26	3,5	0,14	41	1,614	1.5/8”

 © Intertraco (Italia) S.p.A. All rights are reserved

K

FOR WIRE BRAID HOSES - NO SKIVE
PER TUBI TRECCIATI IN APPLICAZIONE - NO SKIVE
FÜR GEFLECHTSCHLÄUCHE - NO SKIVE
PARA MANGUERA DE UNA O DOS MALLAS SIN PELADURA

METRIC FL43K

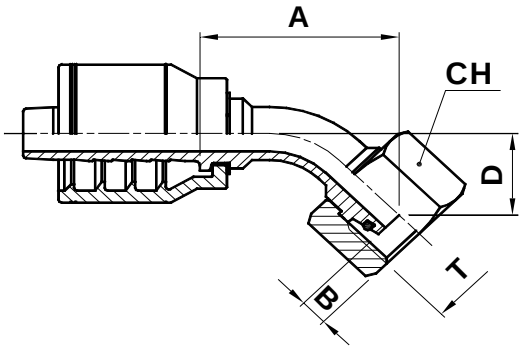

METRIC LIGHT FEMALE SWIVEL - 45° ELBOW (24° CONE SEAT)

FEMMINA METRICA 45° O-RING CONO 24° SERIE LEGGERA

DKOL 45° - 24° KONUS

HEMBRA GIRATORIA A 45° METRICA CONO 24° SERIE LIGERA

CODE CODICE BEST.-NR CODIGO	Ø HOSE Ø TUBO Ø SCHLAUCH Ø MANGUERA			T	PIPE	A		B		D		CH		
	DN	INCH	SIZE			[mm]	[in]	[mm]	[in]	[mm]	[in]	[mm]	[in]	[in]
FL43K-04-12	6	1/4”	04	M12X1,5	L6	39	1,54	2,6	0,10	15	0,59	16	0,630	--
FL43K-04-14	6	1/4”	04	M14X1,5	L8	35,2	1,39	1,5	0,06	15,5	0,61	17	0,669	11/16”
FL43K-04-16	6	1/4”	04	M16X1,5	L10	36,3	1,43	1,5	0,06	16,6	0,65	19	0,748	3/4”
FL43K-04-18	6	1/4”	04	M18X1,5	L12	46	1,81	1,5	0,06	20	0,79	22	0,866	7/8”
FL43K-05-16	8	5/16”	05	M16X1,5	L10	39	1,54	1,5	0,06	17,1	0,67	19	0,748	3/4”
FL42K-06-16	10	3/8”	06	M16X1,5	L10	44,6	1,76	3,5	0,14	21,7	0,86	19	0,748	3/4”
FL43K-06-18	10	3/8”	06	M18X1,5	L12	42,6	1,68	1,5	0,06	19,2	0,76	22	0,866	7/8”
FL43K-08-22	12	1/2”	08	M22X1,5	L15	48,2	1,90	2,5	0,10	20,8	0,82	27	1,063	1.1/16”
FL43K-10-26	16	5/8”	10	M26X1,5	L18	62,5	2,46	2	0,08	25,5	1,00	32	1,260	1.1/4”
FL43K-12-30	19	3/4”	12	M30X2	L22	78	3,07	3,5	0,14	32	1,26	36	1,417	1.7/16”
FL43K-16-36	25	1”	16	M36X2	L28	90,5	3,56	3,5	0,14	35,5	1,40	41	1,614	1.5/8”

© Intertraco (Italia) S.p.A. All rights are reserved - 85

FOR WIRE BRAID HOSES - NO SKIVE
PER TUBI TRECCIATI IN APPLICAZIONE - NO SKIVE
FÜR GEFLECHTSCHLÄUCHE - NO SKIVE
PARA MANGUERA DE UNA O DOS MALLAS SIN PELADURA

METRIC FL93K

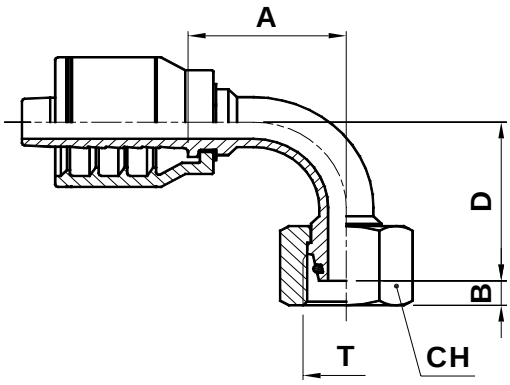

METRIC LIGHT FEMALE SWIVEL 90° ELBOW (24° CONE SEAT)

FEMMINA METRICA 90° O-RING CONO 24° SERIE LEGGERA

DKOL 90° - 24° KONUS

HEMBRA GIRATORIA A 45° METRICA CONO 24° SERIE LIGERA

CODE CODICE BEST.-NR CODIGO	Ø HOSE Ø TUBO Ø SCHLAUCH Ø MANGUERA			T	PIPE	A		B		D		CH		
	DN	INCH	SIZE			[mm]	[in]	[mm]	[in]	[mm]	[in]	[mm]	[in]	[in]
FL93K-04-12	6	1/4”	04	M12X1,5	L6	30,7	1,21	2,6	0,10	30	1,18	16	0,630	--
FL93K-04-14	6	1/4”	04	M14X1,5	L8	28	1,10	1,5	0,06	31	1,22	17	0,669	11/16”
FL93K-04-16	6	1/4”	04	M16X1,5	L10	28,2	1,11	1,5	0,06	32,5	1,28	19	0,748	3/4”
FL93K-05-16	8	5/16”	05	M16X1,5	L10	30,5	1,20	1,5	0,06	33	1,30	19	0,748	3/4”
FL93K-05-18	8	5/16”	05	M18X1,5	L12	36	1,42	1,5	0,06	36	1,42	22	0,866	7/8”
FL92K-06-16	10	3/8”	06	M16X1,5	L10	34	1,34	3,5	0,14	39,5	1,56	19	0,748	3/4”
FL93K-06-18	10	3/8”	06	M18X1,5	L12	30,5	1,20	1,5	0,06	36	1,42	22	0,866	7/8”
FL93K-08-22	12	1/2”	08	M22X1,5	L15	38,2	1,50	2,5	0,10	40	1,57	27	1,063	1.1/16”
FL93K-10-26	16	5/8”	10	M26X1,5	L18	54	2,13	2	0,08	53	2,09	32	1,260	1.1/4”
FL93K-10-27	16	5/8”	10	M27X1,5	L18	54	2,13	2	0,08	53	2,09	32	1,260	1.1/4”
FL93K-12-30	19	3/4”	12	M30X2	L22	55,5	2,19	3,5	0,14	57	2,24	36	1,417	1.7/16”
FL93K-16-36	25	1”	16	M36X2	L28	78,6	3,09	3,5	0,14	75	2,95	41	1,614	1.5/8”

 © Intertraco (Italia) S.p.A. All rights are reserved

intertraco

K

FOR WIRE BRAID HOSES - NO SKIVE
PER TUBI TRECCIATI IN APPLICAZIONE - NO SKIVE
FÜR GEFLECHTSCHLÄUCHE - NO SKIVE
PARA MANGUERA DE UNA O DOS MALLAS SIN PELADURA

METRIC MS10K

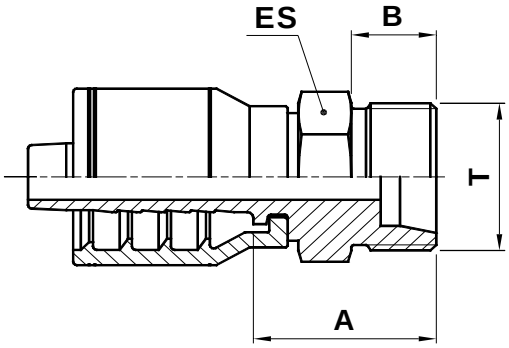

METRIC HEAVY MALE (24° CONE SEAT)

MASCHIO METRICO SV. 24° SERIE PESANTE

CES GEWINDEZAPFEN SCHWERE REIHE 24° KONUS

MACHO FIJO METRICO CONO 24° SERIE PESADA

CODE CODICE BEST.-NR CODIGO	Ø HOSE Ø TUBO Ø SCHLAUCH Ø MANGUERA			T	PIPE	A		B		ES		
	DN	INCH	SIZE			[mm]	[in]	[mm]	[in]	[mm]	[in]	[in]
MS10K-04-14	6	1/4”	04	M14X1,5	S6	24,5	0,96	12	0,47	14	0,551	9/16”
MS10K-04-16	6	1/4”	04	M16X1,5	S8	26	1,02	12	0,47	17	0,669	11/16”
MS10K-04-18	6	1/4”	04	M18X1,5	S10	26	1,02	12	0,47	19	0,748	3/4”
MS10K-04-20	6	1/4”	04	M20X1,5	S12	26	1,02	12	0,47	22	0,866	7/8”
MS10K-05-18	8	5/16”	05	M18X1,5	S10	26	1,02	12	0,47	19	0,748	3/4”
MS10K-05-20	8	5/16”	05	M20X1,5	S12	26	1,02	12	0,47	22	0,866	7/8”
MS10K-06-18	10	3/8”	06	M18X1,5	S10	26	1,02	12	0,47	19	0,748	3/4”
MS10K-06-20	10	3/8”	06	M20X1,5	S12	26	1,02	12	0,47	22	0,866	7/8”
MS10K-06-22	10	3/8”	06	M22X1,5	S14	28	1,10	14	0,55	22	0,866	7/8”
MS10K-06-24	10	3/8”	06	M24X1,5	S16	28	1,10	14	0,55	24	0,945	15/16”
MS10K-08-24	12	1/2”	08	M24X1,5	S16	28,5	1,12	14	0,55	24	0,945	15/16”
MS10K-10-30	16	5/8”	10	M30X2	S20	33	1,30	16	0,63	30	1,181	1.3/16”
MS10K-12-30	19	3/4”	12	M30X2	S20	33,5	1,32	16	0,63	30	1,181	1.3/16”
MS10K-12-36	19	3/4”	12	M36X2	S25	36,5	1,44	18	0,71	36	1,417	1.7/16”
MS10K-16-36	25	1”	16	M36X2	S25	38	1,50	18	0,71	36	1,417	1.7/16”
MS10K-16-42	25	1”	16	M42X2	S30	41	1,61	20	0,79	46	1,811	1.13/16”

© Intertraco (Italia) S.p.A. All rights are reserved - 87

K

FOR WIRE BRAID HOSES - NO SKIVE
PER TUBI TRECCIATI IN APPLICAZIONE - NO SKIVE
FÜR GEFLECHTSCHLÄUCHE - NO SKIVE
PARA MANGUERA DE UNA O DOS MALLAS SIN PELADURA

METRIC FS13K

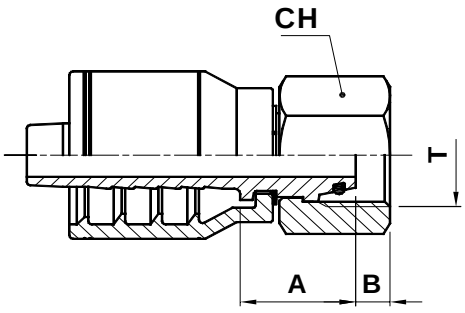

METRIC HEAVY FEMALE SWIVEL (24° CONE SEAT)

FEMMINA METRICA DIRITTA O-RING CONO 24° SERIE PESANTE

DKOS DICHTKEGEL MIT O-RING SCHWERE REIHE 24° KONUS

HEMBRA GIRATORIA RECTA METRICA CONO 24° SERIE PESADA

CODE CODICE BEST.-NR CODIGO	Ø HOSE Ø TUBO Ø SCHLAUCH Ø MANGUERA			T	PIPE	A		B		CH		
	DN	INCH	SIZE			[mm]	[in]	[mm]	[in]	[mm]	[in]	[in]
FS13K-04-14	6	1/4”	04	M14X1,5	S6	22	0,87	2,5	0,10	17	0,669	11/16”
FS13K-04-16	6	1/4”	04	M16X1,5	S8	26,5	1,04	2,5	0,10	19	0,748	3/4”
FS13K-04-18	6	1/4”	04	M18X1,5	S10	28	1,10	2	0,08	22	0,866	7/8”
FS13K-05-20	8	5/16”	05	M20X1,5	S12	26,5	1,04	2	0,08	24	0,945	15/16”
FS12K-06-18	10	3/8”	06	M18X1,5	S10	22	0,87	2	0,08	22	0,866	7/8”
FS13K-06-18	10	3/8”	06	M18X1.5	S10	24	0,94	2	0,08	22	0,866	7/8”
FS13K-06-20	10	3/8”	06	M20X1,5	S12	25,5	1,00	2	0,08	24	0,945	15/16”
FS13K-06-22	10	3/8”	06	M22X1,5	S14	28,5	1,12	4	0,16	27	1,063	1.1/16”
FS13K-08-24	12	1/2”	08	M24X1,5	S16	33	1,30	3	0,12	30	1,181	1.3/16”
FS13K-10-30	16	5/8”	10	M30X2	S20	34	1,34	3,5	0,14	36	1,417	1.7/16”
FS13K-12-30	19	3/4”	12	M30X2	S20	34,5	1,36	3,5	0,14	36	1,417	1.7/16”
FS13K-12-36	19	3/4”	12	M36X2	S25	39,5	1,56	3	0,12	46	1,811	1.13/16”
FS13K-16-36	25	1”	16	M36X2	S25	42	1,65	3	0,12	46	1,811	1.13/16”
FS13K-16-42	25	1”	16	M42X2	S30	43	1,69	6	0,24	50	1,969	2”

 © Intertraco (Italia) S.p.A. All rights are reserved

intertraco

K

FOR WIRE BRAID HOSES - NO SKIVE
PER TUBI TRECCIATI IN APPLICAZIONE - NO SKIVE
FÜR GEFLECHTSCHLÄUCHE - NO SKIVE
PARA MANGUERA DE UNA O DOS MALLAS SIN PELADURA

METRIC FS43K

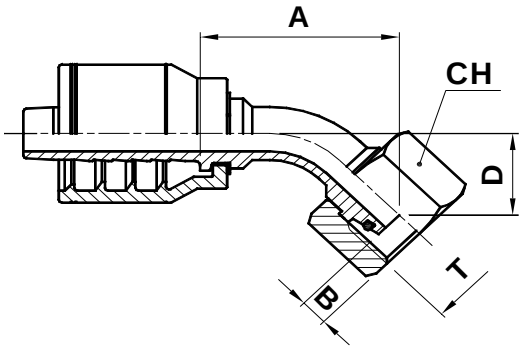

METRIC HEAVY FEMALE SWIVEL 45° ELBOW (24° CONE SEAT)

FEMMINA METRICA 45° O-RING CONO 24° SERIE PESANTE

DKOS 45° - 24° KONUS

HEMBRA GIRATORIA A 45° METRICA CONO 24° SERIE PESADA

CODE CODICE BEST.-NR CODIGO	Ø HOSE Ø TUBO Ø SCHLAUCH Ø MANGUERA			T	PIPE	A		B		D		CH		
	DN	INCH	SIZE			[mm]	[in]	[mm]	[in]	[mm]	[in]	[mm]	[in]	[in]
FS43K-04-14	6	1/4”	04	M14X1,5	S6	35,5	1,40	2,5	0,10	16	0,63	17	0,669	11/16”
FS43K-04-16	6	1/4”	04	M16X1,5	S8	36,3	1,43	2,5	0,10	16,6	0,65	19	0,748	3/4”
FS43K-04-18	6	1/4”	04	M18X1,5	S10	37,7	1,48	2	0,08	18	0,71	22	0,866	7/8”
FS43K-05-20	8	5/16”	05	M20X1,5	S12	41	1,61	2	0,08	19,2	0,76	24	0,945	15/16”
FS43K-06-20	10	3/8”	06	M20X1,5	S12	42	1,65	2	0,08	19,2	0,76	24	0,945	15/16”
FS43K-06-22	10	3/8”	06	M22X1,5	S14	49,5	1,95	4	0,16	23,4	0,92	27	1,063	1.1/16”
FS43K-08-24	12	1/2”	08	M24X1,5	S16	49,9	1,97	3	0,12	22,6	0,89	30	1,181	1.3/16”
FS43K-10-30	16	5/8”	10	M30X2	S20	59	2,32	3,5	0,14	26	1,02	36	1,417	1.7/16”
FS43K-12-30	19	3/4”	12	M30X2	S20	79	3,11	3,5	0,14	33,5	1,32	36	1,417	1.7/16”
FS43K-12-36	19	3/4”	12	M36X2	S25	81,5	3,21	3	0,12	34,5	1,36	46	1,811	1.13/16”
FS43K-16-36	25	1”	16	M36X2	S25	89	3,50	3	0,12	37,3	1,47	46	1,811	1.13/16”
FS43K-16-42	25	1”	16	M42X2	S30	89	3,50	6	0,24	37	1,45	50	1,969	2”

© Intertraco (Italia) S.p.A. All rights are reserved - 89

FOR WIRE BRAID HOSES - NO SKIVE
PER TUBI TRECCIATI IN APPLICAZIONE - NO SKIVE
FÜR GEFLECHTSCHLÄUCHE - NO SKIVE
PARA MANGUERA DE UNA O DOS MALLAS SIN PELADURA

METRIC FS93K

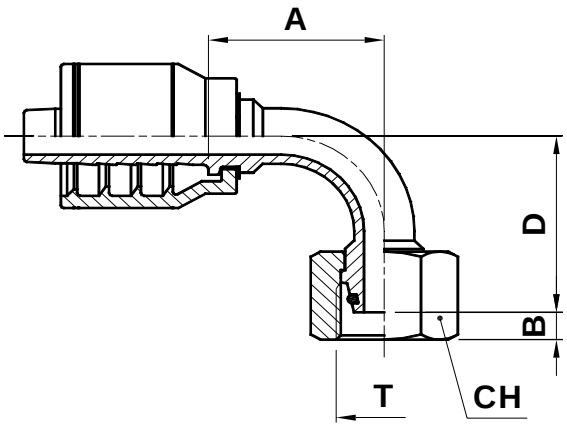

METRIC HEAVY FEMALE SWIVEL 90° ELBOW (24° CONE SEAT)

FEMMINA METRICA 90° O-RING CONO 24° SERIE PESANTE

DKOS 90° - 24° KONUS

HEMBRA GIRATORIA A 90° METRICA CONO 24° SERIE PESADA

CODE CODICE BEST.-NR CODIGO	Ø HOSE Ø TUBO Ø SCHLAUCH Ø MANGUERA			T	PIPE	A		B		D		CH		
	DN	INCH	SIZE			[mm]	[in]	[mm]	[in]	[mm]	[in]	[mm]	[in]	[in]
FS93K-04-14	6	1/4”	04	M14X1,5	S6	28	1,10	2,5	0,10	31,8	1,25	17	0,669	11/16”
FS93K-04-16	6	1/4”	04	M16X1,5	S8	28,2	1,11	2,5	0,10	32,5	1,28	19	0,748	3/4”
FS93K-04-18	6	1/4”	04	M18X1,5	S10	28,2	1,11	2	0,08	34,5	1,36	22	0,866	7/8”
FS93K-05-20	8	5/16”	05	M20X1,5	S12	30,5	1,20	2	0,08	36	1,42	24	0,945	15/16”
FS92K-06-18	10	3/8”	06	M18X1.5	S10	30,5	1,20	2	0,08	36	1,42	22	0,866	7/8”
FS93K-06-20	10	3/8”	06	M20X1,5	S12	30,5	1,20	2	0,08	36	1,42	24	0,945	15/16”
FS93K-06-22	10	3/8”	06	M22X1,5	S14	38,5	1,52	4	0,16	46	1,81	27	1,063	1.1/16”
FS93K-08-24	12	1/2”	08	M24X1,5	S16	43,5	1,71	3	0,12	46	1,81	30	1,181	1.3/16”
FS93K-10-30	16	5/8”	10	M30X2	S20	52	2,05	3,5	0,14	53,5	2,11	36	1,417	1.7/16”
FS93K-12-30	19	3/4”	12	M30X2	S20	60,5	2,38	3,5	0,14	60,6	2,39	36	1,417	1.7/16”
FS93K-12-36	19	3/4”	12	M36X2	S25	72,5	2,85	3	0,12	72,5	2,85	46	1,811	1.13/16”
FS93K-16-36	25	1”	16	M36X2	S25	79	3,11	3	0,12	75	2,95	46	1,811	1.13/16”
FS93K-16-42	25	1”	16	M42X2	S30	74	2,91	6	0,24	75	2,95	50	1,969	2”

 © Intertraco (Italia) S.p.A. All rights are reserved

K

FOR WIRE BRAID HOSES - NO SKIVE
PER TUBI TRECCIATI IN APPLICAZIONE - NO SKIVE
FÜR GEFLECHTSCHLÄUCHE - NO SKIVE
PARA MANGUERA DE UNA O DOS MALLAS SIN PELADURA

SAE 3000 CODE 61 AX10K

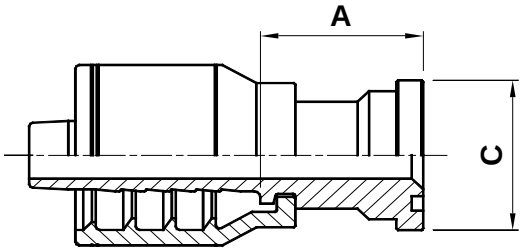

SAE 3000 CODE 61 STRAIGHT FLANGE

FLANGIA DIRITTA SAE 3000

SFL GERADE

BRIDA RECTA SAE 3000 PSI

CODE CODICE BEST.-NR CODIGO	Ø HOSE Ø TUBO Ø SCHLAUCH Ø MANGUERA			FLANGE	A		C	
	DN	INCH	SIZE		[mm]	[in]	[mm]	[in]
AX10K-08-08	12	1/2”	08	1/2”	38	1,50	30,2	1,19
AX10K-08-12	12	1/2”	08	3/4”	39	1,54	38	1,50
AX10K-10-12	16	5/8”	10	3/4”	39	1,54	38	1,50
AX10K-12-12	19	3/4”	12	3/4”	39,5	1,56	38	1,50
AX10K-12-16	19	3/4”	12	1”	46	1,81	44,4	1,75
AX10K-16-16	25	1”	16	1”	47,5	1,87	44,4	1,75
AX10K-16-20	25	1”	16	1.1/4”	48,5	1,91	44,4	1,75

© Intertraco (Italia) S.p.A. All rights are reserved - 91

FOR WIRE BRAID HOSES - NO SKIVE
PER TUBI TRECCIATI IN APPLICAZIONE - NO SKIVE
FÜR GEFLECHTSCHLÄUCHE - NO SKIVE
PARA MANGUERA DE UNA O DOS MALLAS SIN PELADURA

SAE 3000 CODE 61 AX40K

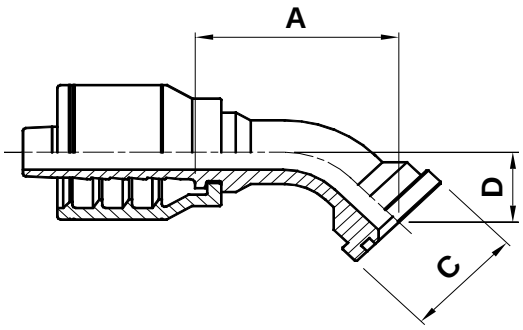

SAE 3000 CODE 61
45° ELBOW FLANGE

FLANGIA 45° SAE 3000

SFL 45° BOGENARMATUR

BRIDA A 45° SAE 3000 PSI

CODE CODICE BEST.-NR CODIGO	Ø HOSE Ø TUBO Ø SCHLAUCH Ø MANGUERA			FLANGE	A		C		D	
	DN	INCH	SIZE		[mm]	[in]	[mm]	[in]	[mm]	[in]
AX40K-08-08	12	1/2”	08	1/2”	55,2	2,17	30	1,18	22,6	0,89
AX40K-08-12	12	1/2”	08	3/4”	60,5	2,38	38	1,50	26	1,02
AX40K-10-12	16	5/8”	10	3/4”	63	2,48	38	1,50	26,7	1,05
AX40K-12-12	19	3/4”	12	3/4”	68,5	2,70	38	1,50	27,9	1,10
AX40K-12-16	19	3/4”	12	1”	70,5	2,77	44,4	1,75	29	1,14
AX40K-16-16	25	1”	16	1”	74,4	2,93	44,4	1,75	27	1,06
AX40K-16-20	25	1”	16	1.1/4”	76,2	3,00	50,8	2,00	29	1,14

 © Intertraco (Italia) S.p.A. All rights are reserved

K

FOR WIRE BRAID HOSES - NO SKIVE
PER TUBI TRECCIATI IN APPLICAZIONE - NO SKIVE
FÜR GEFLECHTSCHLÄUCHE - NO SKIVE
PARA MANGUERA DE UNA O DOS MALLAS SIN PELADURA

SAE 3000 CODE 61 AX60K

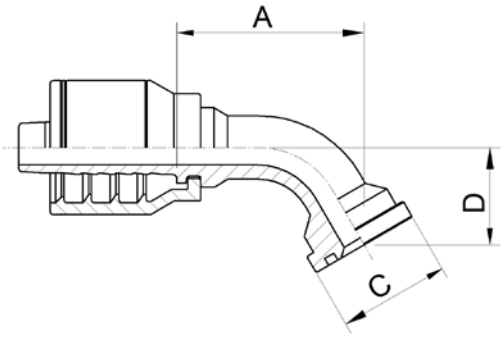

SAE 3000 CODE 61
60° ELBOW FLANGE

FLANGIA 60° SAE 3000

SFL 60° BOGENARMATUR

BRIDA A 60° SAE 3000 PSI

CODE CODICE BEST.-NR CODIGO	Ø HOSE Ø TUBO Ø SCHLAUCH Ø MANGUERA			FLANGE	A		C		D	
	DN	INCH	SIZE		[mm]	[in]	[mm]	[in]	[mm]	[in]
AX60K-12-12	19	3/4”	12	3/4”	69,3	2,73	38	1,50	38,3	1,51
AX60K-12-16	19	3/4”	12	1”	66,5	2,62	44,4	1,75	39,6	1,56
AX60K-16-16	25	1”	16	1”	78,7	3,10	44,4	1,75	40	1,58
AX60K-16-20	25	1”	16	1.1/4”	84	3,31	50,8	2,00	40	1,57

© Intertraco (Italia) S.p.A. All rights are reserved - 93

FOR WIRE BRAID HOSES - NO SKIVE
PER TUBI TRECCIATI IN APPLICAZIONE - NO SKIVE
FÜR GEFLECHTSCHLÄUCHE - NO SKIVE
PARA MANGUERA DE UNA O DOS MALLAS SIN PELADURA

SAE 3000 CODE 61 AX90K

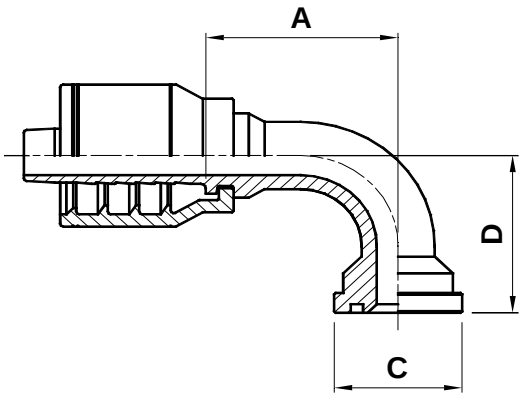

SAE 3000 CODE 61 - 90° ELBOW FLANGE

FLANGIA 90° SAE 3000

SFL 90° BOGENARMATUR

BRIDA A 90° SAE 3000 PSI

CODE CODICE BEST.-NR CODIGO	Ø HOSE Ø TUBO Ø SCHLAUCH Ø MANGUERA			FLANGE	A		C		D	
	DN	INCH	SIZE		[mm]	[in]	[mm]	[in]	[mm]	[in]
AX90K-08-08	12	1/2”	08	1/2”	50	1,97	30	1,18	45	1,77
AX90K-08-12	12	1/2”	08	3/4”	49,5	1,95	38	1,50	49	1,93
AX90K-10-12	16	5/8”	10	3/4”	55,5	2,19	38	1,50	55	2,17
AX90K-12-12	19	3/4”	12	3/4”	55,5	2,19	38	1,50	58	2,28
AX90K-12-16	19	3/4”	12	1”	55,5	2,19	44,4	1,75	59,5	2,34
AX90K-16-16	25	1”	16	1”	70	2,76	44,4	1,75	61	2,40
AX90K-16-20	25	1”	16	1.1/4”	69,9	2,75	50,8	2,00	61	2,40

 © Intertraco (Italia) S.p.A. All rights are reserved

STAPLE LOCK ST11K

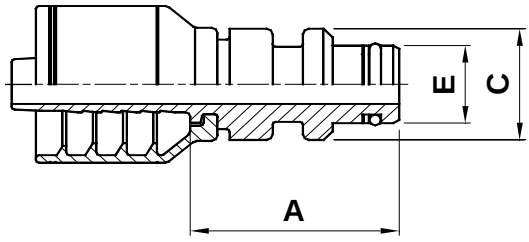

STAPLE LOCK MALE

RACCORDO MASCHIO PER MINIERA (STAPLE)

DICHTKOPF "STAPLE LOCK"

MACHO FIJO PARA MINERÍA (STAPLE)

CODE CODICE BEST.-NR CODIGO	Ø HOSE Ø TUBO Ø SCHLAUCH Ø MANGUERA			A		C		E	
	DN	INCH	SIZE	[mm]	[in]	[mm]	[in]	[mm]	[in]
ST11K-04-04	6	1/4"	04	35,5	1,40	14,9	0,59	9,92	0,39
ST11K-04-06	6	1/4"	04	34,5	1,36	19,9	0,78	13,9	0,55
ST11K-06-06	10	3/8"	06	34,5	1,36	19,9	0,79	13,9	0,55
ST11K-08-08	12	1/2"	08	35	1,38	23,9	0,94	17,9	0,70
ST11K-10-10	16	5/8"	10	31	1,22	25,9	1,02	20,9	0,82
ST11K-12-12	19	3/4"	12	35,5	1,40	28,9	1,14	23,9	0,94
ST11K-16-16	25	1"	16	44	1,73	38,8	1,53	30,9	1,22

© Intertraco (Italia) S.p.A. All rights are reserved

WO10K

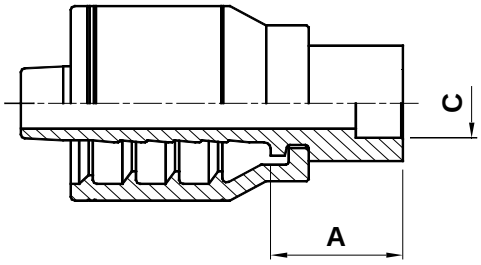

BRAZING TAIL

INSERTO A SALDARE

LÖTFUSSTEIL

ESPIGA PARA SOLDADURA

CODE CODICE BEST.-NR CODIGO	Ø HOSE Ø TUBO Ø SCHLAUCH Ø MANGUERA			A		C	
	DN	INCH	SIZE	[mm]	[in]	[mm]	[in]
WO10K-04-04	6	1/4”	04	14,5	0,57	6,5	0,26
WO10K-06-06	10	3/8”	06	16,5	0,65	9,5	0,38
WO10K-08-08	12	1/2”	08	17	0,67	12,8	0,51
WO10K-10-10	16	5/8”	10	17	0,67	16	0,63
WO10K-12-12	19	3/4”	12	18,5	0,73	19,2	0,76
WO10K-16-16	25	1”	16	23	0,91	25,6	1,01

 © Intertraco (Italia) S.p.A. All rights are reserved

intertraco

SERIES

SERIE

J

FOR MULTISPIRAL AND WIRE BRAID HOSES NO SKIVE

PER TUBI 4 SPIRALI E TRECCIATI NO-SKIVE

FÜR MULTISPIRAL- UND GEFLECHTSCHLÄUCHE NO SKIVE

PARA MANGUERA MULTIESPIRAL Y DE UNA O DOS MALLAS SIN PELADURA

© Intertraco (Italia) S.p.A. All rights are reserved

INDEX-*INDICE*-INDEX-*INDICE*

PRODUCT *PRODOTTO* PRODUKT *PRODUCTO*		DESCRIPTION *DESCRIZIONE* BEZEICHNUNG *DESCRIPCION*	PAGE *PAGINA* SEITE *PAGINA*
NPTF	MN10J	NPTF MALE (60° CONE SEAT)	108
		MASCHIO NPTF SV. 60°	
		AGN ANSCHLUSSSTUTZEN MIT KONISCHEM NPTF-GEWINDE SELB-STDICHTEND 60° KONUS	
		MACHO FIJO NPTF CONO 60°	
	MNA10J	NPTF MALE (60° CONE SEAT) - LONG NOSE API STYLE VERSION	109
		MASCHIO NPTF SV. 60° (VERSIONE API)	
		AGN ANSCHLUSSSTUTZEN MIT KONISCHEM NPTF-GEWINDE SELB-STDICHTEND 60° KONUS (API VERSION)	
		MACHO FIJO NPTF CONO 60° TIPO LARGO ESTILO API	
JIC	MJ10J	JIC 37° MALE	110
		MASCHIO JIC CONO 37°	
		AGJ JIC-ANSCHLUSSSTUTZEN 37° KONUS MIT UNF GEWINDE	
		MACHO FIJO JIC 37°	
	FJ11J	JIC 37° FEMALE SWIVEL	112
		FEMMINA JIC DRITTA SV. 37°	
		DKJ JIC- DICHTKOPF 37° KONUS UNF GEWINDE	
		HEMBRA GIRATORIA RECTA JIC 37°	
	FJ41J	JIC 37° FEMALE SWIVEL - 45° ELBOW	114
		FEMMINA JIC 45° SV. 37°	
		DKJ 45° - 37° KONUS	
		HEMBRA GIRATORIA A 45° JIC 37°	
	FJ91J	JIC 37° FEMALE SWIVEL - 90° ELBOW	116
		FEMMINA JIC 90° SV. 37°	
		DKJ 90° - 37° KONUS	
		HEMBRA GIRATORIA A 90° JIC 37°	
	FJ91J-L	JIC 37° FEMALE SWIVEL - 90° ELBOW (LONG DROP)	118
		FEMMINA JIC 90° SV. 37° (VERSIONE ALTA)	
		DKJ 90° SONDER-SL 37° KONUS	
		HEMBRA GIRATORIA A 90° JIC 37° (CODO LARGO)	
	KJ91J	JIC 37° FEMALE SWIVEL - 90° ELBOW (COMPACT FORGED)	119
		FEMMINA JIC COMPATTA 90° SV. 37°	
		DKJ JIC- DICHTKOPF KOMPACT 90° UNF-GEWINDE 37° KONUS	
		HEMBRA GIRATORIA 90° COMPACTA JIC 37°	
ORFS	OM10J	ORFS MALE	120
		MASCHIO ORFS	
		ORFS- ARMATUR AUSSENGEWINDE	
		MACHO FIJO ORFS	
	OR13J	ORFS FEMALE SWIVEL	121
		FEMMINA ORFS DIRITTA	
		ORFS- ARMATUR INNENGEWINDE	
		HEMBRA GIRATORIA RECTA ORFS	

© Intertraco (Italia) S.p.A. All rights are reserved - 99

J

FOR MULTISPIRAL AND WIRE BRAID HOSES - NO SKIVE
PER TUBI 4 SPIRALI E TRECCIATI - NO-SKIVE
FÜR MULTISPIRAL- UND GEFLECHTSCHLÄUCHE - NO SKIVE
PARA MANGUERA MULTIESPIRAL Y DE UNA O DOS MALLAS SIN PELADURA

PRODUCT *PRODOTTO* PRODUKT *PRODUCTO*		DESCRIPTION *DESCRIZIONE* BEZEICHNUNG *DESCRIPCION*	PAGE *PAGINA* SEITE *PAGINA*
ORFS	OR43J	ORFS FEMALE SWIVEL - 45° ELBOW *FEMMINA ORFS 45°* ORFS- ARMATUR 45° *HEMBRA GIRATORIA A 45° ORFS*	122
	OR93J	ORFS FEMALE SWIVEL - 90° ELBOW *FEMMINA ORFS 90°* ORFS- ARMATUR 90° *HEMBRA GIRATORIA A 90° ORFS*	123
	OR93J-L	ORFS FEMALE SWIVEL - 90° ELBOW (LONG DROP) *FEMMINA ORFS 90° (VERSIONE ALTA)* ORFS- ARMATUR 90° SONDER-SL *HEMBRA GIRATORIA A 90° ORFS (CODO LARGO)*	124
SAE	ME10J	O-RING BOSS MALE *MASCHIO SAE O-RING* SAE AUSSENGEWINDE O-RING BOSS *MACHO FIJO O-RING BOSS*	125
JIS	FT11J	JIS FEMALE SWIVEL (60° CONE - TOYOTA STYLE) *FEMMINA GAS CONO 60° STILE TOYOTA* DICHTKOPF JIS (60° KONUS TOYOTA-TYP) *HEMBRA GIRATORIA RECTA JIS CONO 60° ESTILO TOYOTA*	126
	FK11J	KOMATSU STYLE FEMALE SWIVEL 60° CONE *FEMMINA METRICA DIRITTA STILE KOMATSU CONO 60°* KOMATSU-TYP METRISCHES GEWINDE 60° KONUS *HEMBRA GIRATORIA RECTA CONO 60° ESTILO KOMATSU*	127
	AK10J	KOMATSU STYLE STRAIGHT FLANGE (FOR METRIC O-RING) *FLANGIA DIRITTA STILE KOMATSU (O-RING METRICO)* FLANSCHBUND KOMATSU-TYP GERADE *BRIDA RECTA ESTILO KOMATSU (O-RING METRICO)*	128
	AK13J	KOMATSU STYLE STRAIGHT FLANGE WITH 2 BOLT CLAMP (FOR METRIC O-RING) *FLANGIA DIRITTA STILE KOMATSU (O-RING METRICO) CON FLANGIA OVALE* FLANSCHBUND KOMATSU-TYP GERADE MIT 2-LOCHFLANSCHVERBINDUNG *BRIDA RECTA ESTILO KOMATSU (O-RING METRICO) BRIDA OVALE*	129
	AK40J	KOMATSU STYLE - 45° ELBOW FLANGE (FOR METRIC O-RING) *FLANGIA 45° STILE KOMATSU (O-RING METRICO)* FLANSCHBUND KOMATSU-TYP 45° *BRIDA A 45° ESTILO KOMATSU (O-RING METRICO)*	130

 © Intertraco (Italia) S.p.A. All rights are reserved

intertraco

J

FOR MULTISPIRAL AND WIRE BRAID HOSES - NO SKIVE
PER TUBI 4 SPIRALI E TRECCIATI - NO-SKIVE
FÜR MULTISPIRAL- UND GEFLECHTSCHLÄUCHE - NO SKIVE
PARA MANGUERA MULTIESPIRAL Y DE UNA O DOS MALLAS SIN PELADURA

PRODUCT *PRODOTTO* PRODUKT *PRODUCTO*		DESCRIPTION *DESCRIZIONE* BEZEICHNUNG *DESCRIPCION*	PAGE *PAGINA* SEITE *PAGINA*
JIS	AK43J	KOMATSU STYLE - 45° ELBOW FLANGE WITH 2 BOLT CLAMP (FOR METRIC O-RING)	131
		FLANGIA 45° STILE KOMATSU (O-RING METRICO) CON FLANGIA OVALE	
		FLANSCHBUND KOMATSU-TYP 45° MIT 2-LOCHFLANSCHVERBINDUNG	
		BRIDA A 45° ESTILO KOMATSU (O-RING METRICO) BRIDA OVALE	
	AK90J	KOMATSU STYLE - 90° ELBOW FLANGE (FOR METRIC O-RING)	132
		FLANGIA 90° STILE KOMATSU (O-RING METRICO)	
		FLANSCHBUND KOMATSU-TYP 90°	
		BRIDA A 90° ESTILO KOMATSU (O-RING METRICO)	
	AK93J	KOMATSU STYLE - 90° ELBOW FLANGE WITH 2 BOLT CLAMP (FOR METRIC O-RING)	133
		FLANGIA 90° STILE KOMATSU (O-RING METRICO) CON FLANGIA OVALE	
		FLANSCHBUND KOMATSU-TYP 90° MIT 2-LOCHFLANSCHVERBINDUNG	
		BRIDA A 90° ESTILO KOMATSU (O-RING METRICO) BRIDA OVALE	
	KC10J	KOBELCO STYLE MALE (24° CONE SEAT)	134
		MASCHIO STILE KOBELCO SV. 24°	
		AUSSENGEWINDE-ARMATUR KOBELCO 24° KONUS	
		MACHO FIJO CONO 24° ESTILO KOBELCO	
BSP - BSPT	MT10J	BSPT TAPERED MALE 60° CONE	135
		MASCHIO BSP CONICO SV. 60°	
		BSPT AUSSENGWINDE 60° KONUS	
		MACHO FIJO BSPT CONO 60°	
	MB10J	BSP MALE 60° CONE	136
		MASCHIO BSP CILINDRICO SV. 60°	
		AGR BSP-ANSCHLUSSSTUTZEN 60° KONUS MIT BSP AG	
		MACHO FIJO BSP CONO 60°	
	FB11J	BSP FEMALE SWIVEL 60° CONE	137
		FEMMINA BSP DIRITTA CONO 60°	
		DKR BSP DICHTKOPF 60° KONUS BSP GEWINDE	
		HEMBRA GIRATORIA RECTA BSP CONO 60°	
	FB41J	BSP FEMALE SWIVEL 60° CONE - 45° ELBOW	138
		FEMMINA BSP 45° CONO 60°	
		DKR 45° - 60° KONUS	
		HEMBRA GIRATORIA A 45° BSP CONO 60°	
	FB91J	BSP FEMALE SWIVEL 60° CONE - 90° ELBOW	139
		FEMMINA BSP 90° CONO 60°	
		DKR 90° - 60° KONUS	
		HEMBRA GIRATORIA A 90° BSP CONO 60°	
	FO13J	BSP O-RING FEMALE SWIVEL 60° CONE	140
		FEMMINA BSP DIRITTA O-RING CONO 60°	
		DKR BSP DICHTKEGEL MIT O-RING - 60° KONUS	
		HEMBRA GIRATORIA RECTA BSP CONO 60° CON JUNTA TORICA	

© Intertraco (Italia) S.p.A. All rights are reserved - 101

J

FOR MULTISPIRAL AND WIRE BRAID HOSES - NO SKIVE
PER TUBI 4 SPIRALI E TRECCIATI - NO-SKIVE
FÜR MULTISPIRAL- UND GEFLECHTSCHLÄUCHE - NO SKIVE
PARA MANGUERA MULTIESPIRAL Y DE UNA O DOS MALLAS SIN PELADURA

PRODUCT *PRODOTTO* PRODUKT *PRODUCTO*		DESCRIPTION *DESCRIZIONE* BEZEICHNUNG *DESCRIPCION*	PAGE *PAGINA* SEITE *PAGINA*
BSP - BSPT	FO43J	BSP O-RING FEMALE SWIVEL 60° CONE - 45° ELBOW *FEMMINA BSP 45° CONO 60° SEDE O-RING* DKR 45° BSP DICHTKEGEL MIT O-RING - 60° KONUS *HEMBRA GIRATORIA A 45° BSP CONO 60° CON JUNTA TORICA*	141
	FO93J	BSP O-RING FEMALE SWIVEL 60° CONE - 90° ELBOW *FEMMINA BSP 90° O-RING CONO 60°* DKR 90° BSP DICHTKEGEL MIT O-RING - 60° KONUS *HEMBRA GIRATORIA A 90° BSP CONO 60° CON JUNTA TORICA*	142
	KM91J	BSP FEMALE SWIVEL 60° CONE - 90° ELBOW (COMPACT FORGED) *FEMMINA BSP COMPATTA 90° CONO 60°* DKR BSP-DICHTKOPF KOMPAKT 90° UNF-GEWINDE 60° KONUS *HEMBRA GIRATORIA A 90° COMPACTA BSP CONO 60°*	143
	FP11J	BSP FLAT FACE FEMALE SWIVEL *FEMMINA BSP FACCIA PIANA DIRITTA* BSP FLACHDICHTEND BSP GEWINDE *HEMBRA GIRATORIA RECTA BSP CON ASIENTO PLANO*	144
	BB10J	BSP BANJO *BANJO BSP* RINGNIPPEL BSP *ORIENTABLE BANJO BSP*	145

METRIC	ML10J	METRIC LIGHT MALE (24° CONE SEAT) *MASCHIO METRICO SV. 24° SERIE LEGGERA* CEL GEWINDEZAPFEN LEICHTE REIHE 24° KONUS *MACHO FIJO METRIC CONO 24° SERIE LIGERA*	146
	FL13J	METRIC LIGHT FEMALE SWIVEL (24° CONE SEAT) *FEMMINA METRICA DIRITTA O-RING CONO 24° SERIE LEGGERA* DKOL DICHTKEGEL MIT O-RING LEICHTE REIHE 24° KONUS *HEMBRA GIRATORIA RECTA METRICA CONO 24° SERIE LIGERA*	147
	FL43J	METRIC LIGHT FEMALE SWIVEL - 45° ELBOW (24° CONE SEAT) *FEMMINA METRICA 45° O-RING CONO 24° SERIE LEGGERA* DKOL 45° - 24° KONUS *HEMBRA GIRATORIA A 45° METRICA CONO 24° SERIE LIGERA*	148
	FL93J	METRIC LIGHT FEMALE SWIVEL - 90° ELBOW (24° CONE SEAT) *FEMMINA METRICA 90° O-RING CONO 24° SERIE LEGGERA* DKOL 90° - 24° KONUS *HEMBRA GIRATORIA A 90° METRICA CONO 24° SERIE LIGERA*	149
	MS10J	METRIC HEAVY MALE (24° CONE SEAT) *MASCHIO METRICO SV. 24° SERIE PESANTE* CES GEWINDEZAPFEN SCHWERE REIHE 24° KONUS *MACHO FIJO METRICO CONO 24° SERIE PESADA*	150

 © Intertraco (Italia) S.p.A. All rights are reserved

intertraco

J

FOR MULTISPIRAL AND WIRE BRAID HOSES - NO SKIVE
PER TUBI 4 SPIRALI E TRECCIATI - NO-SKIVE
FÜR MULTISPIRAL- UND GEFLECHTSCHLÄUCHE - NO SKIVE
PARA MANGUERA MULTIESPIRAL Y DE UNA O DOS MALLAS SIN PELADURA

PRODUCT *PRODOTTO* PRODUKT *PRODUCTO*		DESCRIPTION *DESCRIZIONE* BEZEICHNUNG *DESCRIPCION*	PAGE *PAGINA* SEITE *PAGINA*
METRIC	FS13J	METRIC HEAVY FEMALE SWIVEL (24° CONE SEAT)	151
		FEMMINA METRICA DIRITTA O-RING CONO 24° SERIE PESANTE	
		DKOS DICHTKEGEL MIT O-RING SCHWERE REIHE 24° KONUS	
		HEMBRA GIRATORIA RECTA METRICA CONO 24° SERIE PESADA	
	FS43J	METRIC HEAVY FEMALE SWIVEL - 45° ELBOW (24° CONE SEAT)	152
		FEMMINA METRICA 45° O-RING CONO 24° SERIE PESANTE	
		DKOS 45° - 24° KONUS	
		HEMBRA GIRATORIA A 45° METRICA CONO 24° SERIE PESADA	
	FS93J	METRIC HEAVY FEMALE SWIVEL - 90° ELBOW (24° CONE SEAT)	153
		FEMMINA METRICA 90° O-RING CONO 24° SERIE PESANTE	
		DKOS 90° - 24° KONUS	
		HEMBRA GIRATORIA A 90° METRICA CONO 24° SERIE PESADA	
	BM10J	METRIC BANJO	154
		BANJO METRICO	
		RINGNIPPEL METRISCH	
		ORIENTABLE BANJO METRICO	

SAE 3000 CODE 61	AX10J	SAE 3000 CODE 61 STRAIGHT FLANGE	155
		FLANGIA DIRITTA SAE 3000	
		SFL GERADE	
		BRIDA RECTA SAE 3000 PSI	
	AX10J-L	SAE 3000 CODE 61 STRAIGHT FLANGE (LONG REACH VERSION)	156
		FLANGIA DIRITTA SAE 3000 VERSIONE LUNGA	
		SFL GERADE (LANGE VERSION)	
		BRIDA RECTA SAE 3000 PSI (CODO LARGO)	
	AX20J	SAE 3000 CODE 61 - 22,5° ELBOW FLANGE	157
		FLANGIA 22,5° SAE 3000	
		SFL 22,5° BOGENARMATUR	
		BRIDA A 22,5° SAE 3000 PSI	
	AX30J	SAE 3000 CODE 61 - 30° ELBOW FLANGE	158
		FLANGIA 30° SAE 3000	
		SFL 30° BOGENARMATUR	
		BRIDA A 30° SAE 3000 PSI	
	AX30J-L	SAE 3000 CODE 61 - 30° ELBOW FLANGE (LONG DROP)	159
		FLANGIA 30° SAE 3000 (VERSIONE ALTA)	
		SFL 30° BOGENARMATUR SONDER-SL	
		BRIDA A 30° SAE 3000 PSI (CODO LARGO)	
	AX40J	SAE 3000 CODE 61 - 45° ELBOW FLANGE	160
		FLANGIA 45° SAE 3000	
		SFL 45° BOGENARMATUR	
		BRIDA A 45° SAE 3000 PSI	

© Intertraco (Italia) S.p.A. All rights are reserved - 103

J

FOR MULTISPIRAL AND WIRE BRAID HOSES - NO SKIVE
PER TUBI 4 SPIRALI E TRECCIATI - NO-SKIVE
FÜR MULTISPIRAL- UND GEFLECHTSCHLÄUCHE - NO SKIVE
PARA MANGUERA MULTIESPIRAL Y DE UNA O DOS MALLAS SIN PELADURA

PRODUCT *PRODOTTO* PRODUKT *PRODUCTO*		DESCRIPTION *DESCRIZIONE* BEZEICHNUNG *DESCRIPCION*	158PAGE *PAG160INA* SEITE161 *PAGINA*
SAE 3000 CODE 61	AX40J-L	SAE 3000 CODE 61 - 45° ELBOW FLANGE (LONG DROP)	161
		FLANGIA 45° SAE 3000 (VERSIONE ALTA)	
		SFL 45° BOGENARMATUR SONDER-SL	
		BRIDA A 45° SAE 3000 PSI (CODO LARGO)	
	AX60J	SAE 3000 CODE 61 - 60° ELBOW FLANGE	162
		FLANGIA 60° SAE 6000	
		SFL 60° BOGENARMATUR	
		BRIDA A 60° SAE 3000 PSI	
	AX70J	SAE 3000 CODE 61 - 67,5° ELBOW FLANGE	163
		FLANGIA 67,5° SAE 3000	
		SFL 67,5° BOGENARMATUR	
		BRIDA A 67,5° SAE 3000 PSI	
	AX90J	SAE 3000 CODE 61 - 90° ELBOW FLANGE	164
		FLANGIA 90° SAE 3000	
		SFL 90° BOGENARMATUR	
		BRIDA A 90° SAE 3000 PSI	
	AX90J-L	SAE 3000 CODE 61 - 90° ELBOW FLANGE (LONG DROP)	166
		FLANGIA 90° SAE 3000 (VERSIONE ALTA)	
		SFL 90° BOGENARMATUR SONDER-SL	
		BRIDA A 90° SAE 3000 PSI (CODO LARGO)	
	AX100J	SAE 3000 CODE 61 - 100° ELBOW FLANGE	168
		FLANGIA 100° SAE 3000	
		SFL 100 ° BOGENARMATUR	
		BRIDA A 100° SAE 3000 PSI	
	AX110J	SAE 3000 CODE 61 - 110° ELBOW FLANGE	169
		FLANGIA 110° SAE 3000	
		SFL 110° BOGENARMATUR	
		BRIDA A 110° SAE 3000 PSI	
	AX110J-L	SAE 3000 CODE 61 - 110° ELBOW FLANGE (LONG DROP)	170
		FLANGIA 110° SAE 3000 (VERSIONE ALTA)	
		SFL 110° BOGENARMATUR SONDER-SL	
		BRIDA A 110° SAE 3000 PSI (CODO LARGO)	
	AX120J	SAE 3000 CODE 61 - 120° ELBOW FLANGE	171
		FLANGIA 120° SAE 3000	
		SFL 120° BOGENARMATUR	
		BRIDA A 120° SAE 3000 PSI	
	AX135J	SAE 3000 CODE 61 - 135° ELBOW FLANGE	172
		FLANGIA 135° SAE 3000	
		SFL 135° BOGENARMATUR	
		BRIDA A 135° SAE 3000 PSI	

 © Intertraco (Italia) S.p.A. All rights are reserved

J

FOR MULTISPIRAL AND WIRE BRAID HOSES - NO SKIVE
PER TUBI 4 SPIRALI E TRECCIATI - NO-SKIVE
FÜR MULTISPIRAL- UND GEFLECHTSCHLÄUCHE - NO SKIVE
PARA MANGUERA MULTIESPIRAL Y DE UNA O DOS MALLAS SIN PELADURA

PRODUCT *PRODOTTO* PRODUKT *PRODUCTO*		DESCRIPTION *DESCRIZIONE* BEZEICHNUNG *DESCRIPCION*	PAGE *PAGINA* SEITE *PAGINA*
SAE 6000 CODE 62	AY10J	SAE 6000 CODE 62 STRAIGHT FLANGE *FLANGIA DIRITTA SAE 6000* SFS GERADE *BRIDA RECTA SAE 6000 PSI*	173
	AY30J	SAE 6000 CODE 62 - 30° ELBOW FLANGE *FLANGIA 30° SAE 6000* SFS 30° BOGENARMATUR *BRIDA A 30° SAE 6000 PSI*	174
	AY40J	SAE 6000 CODE 62 - 45° ELBOW FLANGE *FLANGIA 45° SAE 6000* SFS 45° BOGENARMATUR *BRIDA A 45° SAE 6000 PSI*	175
	AY60J	SAE 6000 CODE 62 - 60° ELBOW FLANGE *FLANGIA 60° SAE 6000* SFS 60° BOGENARMATUR *BRIDA A 60° SAE 6000 PSI*	176
	AY90J	SAE 6000 CODE 62 - 90° ELBOW FLANGE *FLANGIA 90° SAE 6000* SFS 90° BOGENARMATUR *BRIDA A 90° SAE 6000 PSI*	177
	AY90J-L	SAE 6000 CODE 62 - 90° ELBOW FLANGE (LONG DROP) *FLANGIA 90° SAE 6000 (VERSIONE ALTA)* SFS 90° BOGENARMATUR SONDER-SL *BRIDA A 90° SAE 6000 PSI (CODO LARGO)*	178

SUPERCAT STYLE HIGH PRESSURE FLANGE	AY1CJ	SUPERCAT STYLE STRAIGHT FLANGE *FLANGIA DIRITTA STILE SUPERCAT* SAE FLANSCH SUPERCAT - TYP 6000 PSI *BRIDA RECTA ESTILO SUPERCAT*	179
	AY2CJ	SUPERCAT STYLE - 22,5° ELBOW FLANGE *FLANGIA 22,5° STILE SUPERCAT* SAE FLANSCH SUPERCAT - TYP 22,5° 6000 PSI *BRIDA A 22,5° ESTILO SUPERCAT*	180
	AY3CJ	SUPERCAT STYLE - 30° ELBOW FLANGE *FLANGIA 30° STILE SUPERCAT* SAE FLANSCH SUPERCAT - TYP 30° 6000 PSI *BRIDA A 30° ESTILO SUPERCAT*	181
	AY4CJ	SUPERCAT STYLE - 45° ELBOW FLANGE *FLANGIA 45° STILE SUPERCAT* SAE FLANSCH SUPERCAT - TYP 45° 6000 PSI *BRIDA A 45° ESTILO SUPERCAT*	182

© Intertraco (Italia) S.p.A. All rights are reserved - 105

J

FOR MULTISPIRAL AND WIRE BRAID HOSES - NO SKIVE
PER TUBI 4 SPIRALI E TRECCIATI - NO-SKIVE
FÜR MULTISPIRAL- UND GEFLECHTSCHLÄUCHE - NO SKIVE
PARA MANGUERA MULTIESPIRAL Y DE UNA O DOS MALLAS SIN PELADURA

PRODUCT *PRODOTTO* PRODUKT *PRODUCTO*		DESCRIPTION *DESCRIZIONE* BEZEICHNUNG *DESCRIPCION*	PAGE *PAGINA* SEITE *PAGINA*
SUPERCAT STYLE HIGH PRESSURE FLANGE	AY6CJ	SUPERCAT STYLE - 60° ELBOW FLANGE *FLANGIA 60° STILE SUPERCAT* SAE FLANSCH SUPERCAT - TYP 60° 6000 PSI *BRIDA A 60° ESTILO SUPERCAT*	183
	AY7CJ	SUPERCAT STYLE - 67,5° ELBOW FLANGE *FLANGIA 67,5° STILE SUPERCAT* SAE FLANSCH SUPERCAT - TYP 67,5° 6000 PSI *BRIDA A 67,5° ESTILO SUPERCAT*	184
	AY9CJ	SUPERCAT STYLE - 90° ELBOW FLANGE *FLANGIA 90° STILE SUPERCAT* SAE FLANSCH SUPERCAT - TYP 90° 6000 PSI *BRIDA A 90° ESTILO SUPERCAT*	185
STAPLE LOCK	ST11J	STAPLE LOCK MALE *RACCORDO MASCHIO PER MINIERA (STAPLE)* DICHTKOPF “STAPLE LOCK” *MACHO FIJO PARA MINERÍA (STAPLE)*	186
H.P. STAPLE LOCK	SS11J	HIGH PRESSURE STAPLE LOCK MALE *RACCORDO MASCHIO PER MINIERA ALTA PRESSIONE (HP STAPLE)* DICHTKOPF “STAPLE LOCK” HOCKDRUCK *MACHO FIJO PARA MINERÍA ALTA PRESIÓN (HP STAPLE)*	187
	WO10J	BRAZING TAIL *INSERTO A SALDARE* LÖTFUSSTEIL *ESPIGA PARA SOLDATURA*	188
LOK-IT	NVM11J	LOK-IT MALE STANDARD PRESSURE *MASCHIO LOK-IT PRESSIONE STANDARD* NIPPLE LOK-IT STANDARDSDRUCK (BAR) *MACHO LOK-IT PARA PRESIÓN ESTÁNDAR*	189
	NVF10J	STANDARD PRESSURE LOK-IT FEMALE *FEMMINA LOK-IT PRESSIONE STANDARD* MUFFE LOK-IT STANDARDSDRUCK (BAR) *HEMBRA LOK-IT PARA PRESIÓN ESTÁNDAR*	190
	HVM11J	HIGH PRESSURE LOK-IT MALE *MASCHIO LOK-IT ALTA PRESSIONE* NIPPLE LOK-IT HOCHSDRUCK *MACHO LOK-IT PARA ALTA PRESIÓN*	191
	HVF10J	HIGH PRESSURE LOK-IT FEMALE *FEMMINA LOK-IT ALTA PRESSIONE* MUFFE LOK-IT HOCHSDRUCK *HEMBRA LOK-IT PARA ALTA PRESIÓN*	192

 © Intertraco (Italia) S.p.A. All rights are reserved

intertraco

© Intertraco (Italia) S.p.A. All rights are reserved

FOR MULTISPIRAL AND WIRE BRAID HOSES - NO SKIVE
PER TUBI 4 SPIRALI E TRECCIATI - NO SKIVE
FÜR MULTISPIRAL- UND GEFLECHTSCHLÄUCHE - NO SKIVE
PARA MANGUERA MULTIESPIRAL Y DE UNA O DOS MALLAS SIN PELADURA

NPTF MN10J

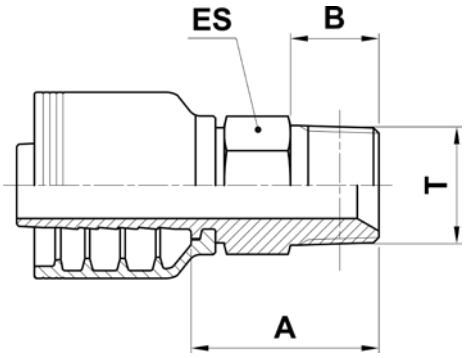

NPTF MALE (60° CONE SEAT)

MASCHIO NPTF SV. 60°

AGN ANSCHLUSSSTUTZEN MIT KONISCHEM NPTF-GEWINDE SELBSTDICHTEND 60° KONUS

MACHO FIJO NPTF CONO 60°

CODE CODICE BEST.-NR CODIGO	Ø HOSE Ø TUBO Ø SCHLAUCH Ø MANGUERA			T	A		B		ES		
	DN	INCH	SIZE		[mm]	[in]	[mm]	[in]	[mm]	[in]	[in]
MN10J-06-04	10	3/8”	06	1/4” - 18	26,5	1,04	14	0,55	17	0,669	11/16”
MN10J-06-06	10	3/8”	06	3/8” - 18	28	1,10	14	0,55	19	0,748	3/4”
MN10J-06-08	10	3/8”	06	1/2” - 14	33	1,30	19	0,75	22	0,866	7/8”
MN10J-08-06	12	1/2”	08	3/8” - 18	29,3	1,15	14	0,55	19	0,748	3/4”
MN10J-08-08	12	1/2”	08	1/2” - 14	35,7	1,41	19	0,75	22	0,866	7/8”
MN10J-08-12	12	1/2”	08	3/4” - 14	34,7	1,37	19	0,75	27	1,063	1.1/16”
MN10J-10-08	16	5/8”	10	1/2” - 14	33,5	1,32	19	0,75	24	0,945	15/16”
MN10J-10-12	16	5/8”	10	3/4” - 14	41	1,61	19	0,75	27	1,063	1.1/16”
MN10J-12-12	19	3/4”	12	3/4” - 14	43	1,69	19	0,75	27	1,063	1.1/16”
MN10J-12-16	19	3/4”	12	1” - 11.1/2	48	1,89	24	0,94	36	1,417	1.7/16”
MN10J-16-12	25	1”	16	3/4” - 14	44,1	1,74	19	0,75	32	1,260	1.1/4”
MN10J-16-16	25	1”	16	1” - 11.1/2	48	1,89	24	0,94	36	1,417	1.7/16”
MN10J-16-20	25	1”	16	1.1/4” - 11.1/2	60	2,36	24,5	0,96	46	1,811	1.13/16”
MN10J-20-20	31	1.1/4”	20	1.1/4” - 11.1/2	62,9	2,48	24,5	0,96	46	1,811	1.13/16”
MN10J-20-24	31	1.1/4”	20	1.1/2” - 11.1/2	63,9	2,52	25,5	1,00	50	1,969	2”
MN10J-24-24	38	1.1/2”	24	1.1/2” - 11.1/2	64	2,52	25,5	1,00	50	1,969	2”
MN10J-32-32	51	2”	32	2” - 11.1/2	76,7	3,02	26	1,02	65	2,559	2.9/16”

 © Intertraco (Italia) S.p.A. All rights are reserved

intertraco

NPTF MNA10J

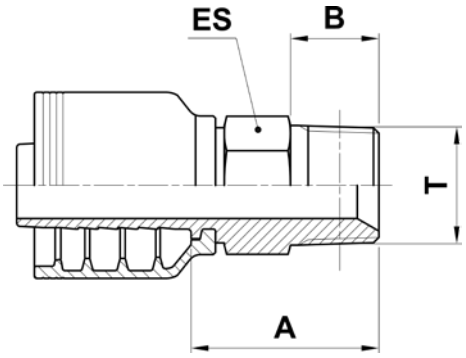

NPTF MALE (60° CONE SEAT) - LONG NOSE API STYLE VERSION

MASCHIO NPTF SV. 60° (VERSIONE API)

AGN ANSCHLUSSSTUTZEN MIT KONISCHEM NPTF-GEWINDE SELBSTDICHTEND 60° KONUS (API VERSION)

MACHO FIJO NPTF CONO 60° TIPO LARGO ESTILO API

CODE CODICE BEST.-NR CODIGO	Ø HOSE Ø TUBO Ø SCHLAUCH Ø MANGUERA			T	A		B		ES		
	DN	INCH	SIZE		[mm]	[in]	[mm]	[in]	[mm]	[in]	[in]
MNA10J-32-32	51	2”	32	2” - 11.1/2	111	4,37	51	2,01	65	2,559	2.9/16”

© Intertraco (Italia) S.p.A. All rights are reserved - 109

JIC MJ10J

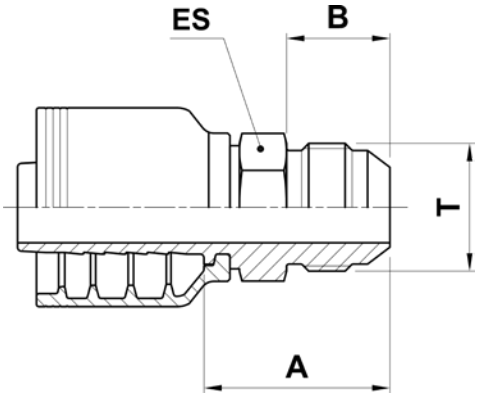

JIC 37° MALE

MASCHIO JIC CONO 37°

AGJ JIC-ANSCHLUSSSTUTZEN 37° KONUS MIT UNF GEWINDE

MACHO FIJO JIC CONO 37°

CODE CODICE BEST.-NR CODIGO	Ø HOSE Ø TUBO Ø SCHLAUCH Ø MANGUERA			T	A		B		ES		
	DN	INCH	SIZE		[mm]	[in]	[mm]	[in]	[mm]	[in]	[in]
MJ10J-06-06	10	3/8”	06	9/16” - 18	27,5	1,08	14,1	0,56	17	0,669	11/16”
MJ10J-06-08	10	3/8”	06	3/4” - 16	30,2	1,19	16,7	0,66	19	0,748	3/4”
MJ10J-06-10	10	3/8”	06	7/8” - 14	34,8	1,37	19,3	0,76	24	0,945	15/16”
MJ10J-08-08	12	1/2”	08	3/4” - 16	32,2	1,27	16,7	0,66	19	0,748	3/4”
MJ10J-08-10	12	1/2”	08	7/8” - 14	35,7	1,41	19,3	0,76	24	0,945	15/16”
MJ10J-08-12	12	1/2”	08	1.1/16” - 12	39,7	1,56	21,9	0,86	27	1,063	1.1/16”
MJ10J-10-08	16	5/8”	10	3/4” - 16	33,7	1,33	16,7	0,66	24	0,945	15/16”
MJ10J-10-10	16	5/8”	10	7/8” - 14	35,3	1,39	19,3	0,76	24	0,945	15/16”
MJ10J-10-12	16	5/8”	10	1.1/16” - 12	38,9	1,53	21,9	0,86	27	1,063	1.1/16”
MJ10J-12-10	19	3/4”	12	7/8” - 14	44	1,73	19,3	0,76	27	1,063	1.1/16”
MJ10J-12-12	19	3/4”	12	1.1/16” - 12	40,9	1,61	21,9	0,86	27	1,063	1.1/16”
MJ10J-12-14	19	3/4”	12	1.3/16” - 12	46,6	1,83	22,6	0,89	32	1,260	1.1/4”
MJ10J-12-16	19	3/4”	12	1.5/16” - 12	47,1	1,85	23,1	0,91	36	1,417	1.7/16”
MJ10J-16-16	25	1”	16	1.5/16” - 12	47,1	1,85	23,1	0,91	36	1,417	1.7/16”
MJ10J-16-20	25	1”	16	1.5/8” - 12	58,8	2,31	24,3	0,96	46	1,811	1.13/16”
MJ10J-20-20	31	1.1/4”	20	1.5/8” - 12	62,7	2,47	24,3	0,96	46	1,811	1.13/16”
MJ10J-24-24	38	1.1/2”	24	1.7/8” - 12	66	2,60	27,5	1,08	50	1,969	2”
MJ10J-32-32	51	2”	32	2.1/2” - 12	84,6	3,33	33,9	1,33	65	2,559	2.9/16”

 © Intertraco (Italia) S.p.A. All rights are reserved

© Intertraco (Italia) S.p.A. All rights are reserved

JIC FJ11J FJ12J • FJ16J

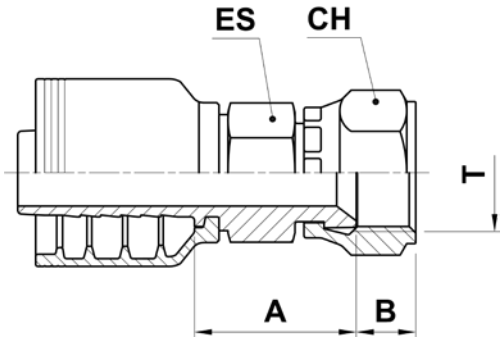

JIC 37° FEMALE SWIVEL

FEMMINA JIC DRITTA SV. 37°

DKJ JIC- DICHTKOPF 37° KONUS UNF GEWINDE

HEMBRA GIRATORIA RECTA JIC 37°

CODE CODICE BEST.-NR CODIGO	Ø HOSE Ø TUBO Ø SCHLAUCH Ø MANGUERA			T	A		B		ES			CH		
	DN	INCH	SIZE		[mm]	[in]	[mm]	[in]	[mm]	[in]	[in]	[mm]	[in]	[in]
FJ11J-06-06	10	3/8”	06	9/16” - 18	23	0,91	9,5	0,37	17	0,669	11/16”	19	0,748	3/4”
FJ16J-06-06	10	3/8”	06	9/16” - 18	23	0,91	9,5	0,37	17	0,669	11/16”	17,46	0,687	11/16”
FJ11J-06-08	10	3/8”	06	3/4” - 16	26	1,02	10,7	0,42	19	0,748	3/4”	22	0,866	7/8”
FJ11J-06-10	10	3/8”	06	7/8” - 14	28,5	1,12	12,7	0,50	22	0,866	7/8”	27	1,063	1.1/16”
FJ11J-08-06	12	1/2”	08	9/16” - 18	27,7	1,09	9,5	0,37	19	0,748	3/4”	19	0,748	3/4”
FJ11J-08-08	12	1/2”	08	3/4” - 16	28,2	1,11	10,7	0,42	19	0,748	3/4”	22	0,866	7/8”
FJ11J-08-10	12	1/2”	08	7/8” - 14	29,7	1,17	12,7	0,50	22	0,866	7/8”	27	1,063	1.1/16”
FJ11J-08-12	12	1/2”	08	1.1/16” - 12	36,3	1,43	14,3	0,56	27	1,063	1.1/16”	32	1,260	1.1/4”
FJ12J-08-12	12	1/2”	08	1.1/16” - 12	36,3	1,43	13,8	0,54	27	1,063	1.1/16”	32	1,260	1.1/4”
FJ11J-10-08	16	5/8”	10	3/4” - 16	27,4	1,08	10,7	0,42	22	0,866	7/8”	22	0,866	7/8”
FJ11J-10-10	16	5/8”	10	7/8” - 14	29,8	1,17	12,7	0,50	22	0,866	7/8”	27	1,060	1.1/16”
FJ11J-10-12	16	5/8”	10	1.1/16” - 12	34	1,34	14,3	0,56	27	1,063	1.1/16”	32	1,260	1.1/4”
FJ12J-10-12	16	5/8”	10	1.1/16” - 12	35,5	1,40	13,8	0,54	27	1,063	1.1/16”	32	1,260	1.1/4”
FJ11J-12-10	19	3/4”	12	7/8” - 14	37,8	1,49	12,7	0,50	27	1,063	1.1/16”	27	1,063	1.1/16”
FJ12J-12-12	19	3/4”	12	1.1/16” - 12	37,5	1,48	13,8	0,54	27	1,063	1.1/16”	32	1,260	1.1/4”
FJ12J-12-14	19	3/4”	12	1.3/16” - 12	37,5	1,48	15,4	0,61	30	1,181	1.3/16”	36	1,417	1.7/16”
FJ12J-12-16	19	3/4”	12	1.5/16” - 12	37,5	1,48	16	0,63	32	1,260	1.1/4”	38	1,496	1.1/2”
FJ11J-16-12	25	1”	16	1.1/16” - 12	38	1,50	14,3	0,56	32	1,260	1.1/4”	32	1,260	1.1/4”
FJ12J-16-12	25	1”	16	1.1/16” - 12	36,6	1,44	13,8	0,54	27	1,063	1.1/16”	32	1,260	1.1/4”
FJ12J-16-16	25	1”	16	1.5/16” - 12	35,5	1,40	16	0,63	32	1,260	1.1/4”	38	1,496	1.1/2”

 © Intertraco (Italia) S.p.A. All rights are reserved

J

FOR MULTISPIRAL AND WIRE BRAID HOSES - NO SKIVE
PER TUBI 4 SPIRALI E TRECCIATI - NO SKIVE
FÜR MULTISPIRAL- UND GEFLECHTSCHLÄUCHE - NO SKIVE
PARA MANGUERA MULTIESPIRAL Y DE UNA O DOS MALLAS SIN PELADURA

CODE CODICE BEST.-NR CODIGO	Ø HOSE Ø TUBO Ø SCHLAUCH Ø MANGUERA			T	A		B		ES			CH		
	DN	INCH	SIZE		[mm]	[in]	[mm]	[in]	[mm]	[in]	⬡[in]	[mm]	[in]	⬡[in]
FJ12J-16-20	25	1”	16	1.5/8” - 12	52,6	2,07	16	0,63	41	1,614	1.5/8”	50	1,969	2”
FJ12J-20-16	31	1.1/4”	20	1.5/16” - 12	51,9	2,04	16	0,63	41	1,614	1.5/8”	38	1,496	1.1/2”
FJ12J-20-20	31	1.1/4”	20	1.5/8” - 12	51,5	2,03	16	0,63	41	1,614	1.5/8”	50	1,969	2”
FJ12J-20-24	31	1.1/4”	20	1.7/8” - 12	56,8	2,24	18,5	0,73	50	1,969	2”	55	2,165	2.3/16”
FJ12J-24-24	38	1.1/2”	24	1.7/8” - 12	56,9	2,24	18,5	0,73	50	1,969	2”	55	2,165	2.3/16”
FJ12J-32-32	51	2”	32	2.1/2” - 12	74	2,91	24	0,94	65	2,559	2.9/16”	75	2,953	--

NUT TYPE TIPO DI DADO HUTTER TYP TIPO DE TUERCA	FJ11	FJ12	FJ16 (IMPERIAL NUT)
	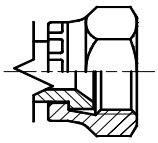	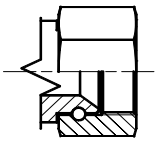	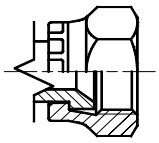

© Intertraco (Italia) S.p.A. All rights are reserved - 113

JIC FJ41J FJ42J • FJ43J • FJ46J

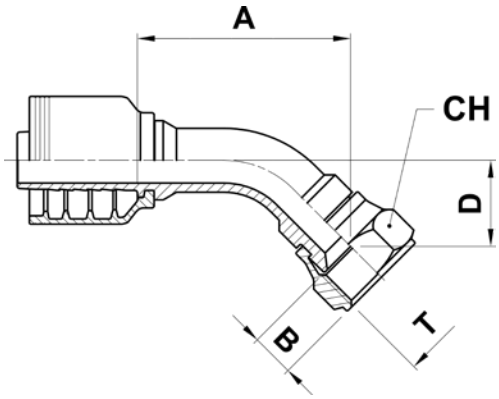

JIC 37° FEMALE SWIVEL - 45° ELBOW

FEMMINA JIC 45° SV. 37°

DKJ 45° - 37° KONUS

HEMBRA GIRATORIA A 45° JIC 37°

CODE CODICE BEST.-NR CODIGO	Ø HOSE Ø TUBO Ø SCHLAUCH Ø MANGUERA			T	A		B		D		CH		
	DN	INCH	SIZE		[mm]	[in]	[mm]	[in]	[mm]	[in]	[mm]	[in]	[in]
FJ41J-06-06	10	3/8”	06	9/16” - 18	33,9	1,33	9,5	0,37	12,1	0,48	19	0,748	3/4”
FJ46J-06-06	10	3/8”	06	9/16” - 18	44,5	1,75	9,5	0,37	11,5	0,45	17,46	0,687	11/16”
FJ43J-06-08	10	3/8”	06	3/4” - 16	42,5	1,67	10,7	0,42	15	0,59	22	0,866	7/8”
FJ43J-06-10	10	3/8”	06	7/8” - 14	50,5	1,99	12,5	0,49	19,5	0,77	27	1,063	1.1/16”
FJ41J-08-08	12	1/2”	08	3/4” - 16	44	1,73	10,7	0,42	13,8	0,54	22	0,866	7/8”
FJ43J-08-10	12	1/2”	08	7/8” - 14	46,4	1,83	12,5	0,49	20	0,79	27	1,063	1.1/16”
FJ41J-10-10	16	5/8”	10	7/8” - 14	61,5	2,42	12,7	0,50	24,8	0,97	27	1,063	1.1/16”
FJ42J-10-12	16	5/8”	10	1.1/16” - 12	60,5	2,38	13,8	0,54	29	1,14	32	1,260	1.1/4”
FJ41J-12-12	19	3/4”	12	1.1/16” - 12	67,44	2,66	14,3	0,56	26,88	1,06	32	1,260	1.1/4”
FJ42J-12-12	19	3/4”	12	1.1/16” - 12	71,6	2,82	13,8	0,54	28,3	1,11	32	1,260	1.1/4”
FJ42J-12-16	19	3/4”	12	1.5/16” - 12	73	2,87	16	0,63	30	1,18	38	1,496	1.1/2”
FJ42J-16-16	25	1”	16	1.5/16” - 12	84	3,31	16	0,63	32	1,26	38	1,496	1.1/2”
FJ42J-16-20	25	1”	16	1.5/8” - 12	92,2	3,63	16	0,63	39,2	1,54	50	1,969	2”
FJ42J-20-20	31	1.1/4”	20	1.5/8” - 12	99	3,90	16	0,63	37,5	1,48	50	1,969	2”
FJ42J-24-24	38	1.1/2”	24	1.7/8” - 12	132,4	5,21	18,5	0,73	51,5	2,03	55	2,165	2.3/16”
FJ42J-32-32	51	2”	32	2.1/2” - 12	152,6	6,01	24	0,94	68,8	2,71	75	2,953	--

 © Intertraco (Italia) S.p.A. All rights are reserved

J

FOR MULTISPIRAL AND WIRE BRAID HOSES - NO SKIVE
PER TUBI 4 SPIRALI E TRECCIATI - NO SKIVE
FÜR MULTISPIRAL- UND GEFLECHTSCHLÄUCHE - NO SKIVE
PARA MANGUERA MULTIESPIRAL Y DE UNA O DOS MALLAS SIN PELADURA

NUT TYPE TIPO DI DADO HUTTER TYP TIPO DE TUERCA	FJ41	FJ42	FJ43	FJ46 (IMPERIAL NUT)	FJ47 (IMPERIAL NUT)
	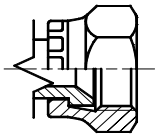	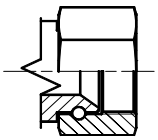	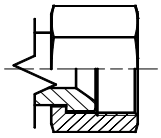	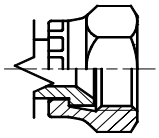	

© Intertraco (Italia) S.p.A. All rights are reserved - 115

JIC FJ91J · FJ92J · FJ93J · FJ96J

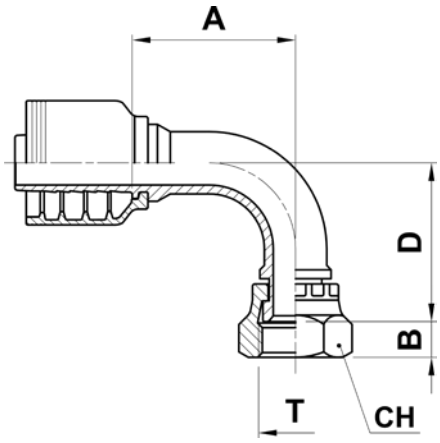

JIC 37° FEMALE SWIVEL - 90° ELBOW

FEMMINA JIC 90° SV. 37°

DKJ 90° - 37° KONUS

HEMBRA GIRATORIA A 90° JIC 37°

CODE CODICE BEST.-NR CODIGO	Ø HOSE Ø TUBO Ø SCHLAUCH Ø MANGUERA			T	A		B		D		CH		
	DN	INCH	SIZE		[mm]	[in]	[mm]	[in]	[mm]	[in]	[mm]	[in]	[in]
FJ91J-06-06	10	3/8”	06	9/16” - 18	27,8	1,09	9,5	0,37	23	0,91	19	0,748	3/4”
FJ96J-06-06	10	3/8”	06	9/16” - 18	27,8	1,09	9,5	0,37	23	0,91	17,46	0,687	11/16”
FJ93J-06-08	10	3/8”	06	3/4” - 16	35	1,38	10,7	0,42	30	1,18	24	0,945	15/16”
FJ93J-06-10	10	3/8”	06	7/8” - 14	37,1	1,46	12,5	0,49	38	1,50	27	1,063	1.1/16”
FJ91J-08-08	12	1/2”	08	3/4” - 16	41,8	1,65	10,7	0,42	30	1,18	22	0,866	7/8”
FJ93J-08-10	12	1/2”	08	7/8” - 14	43,2	1,70	12,5	0,49	40	1,57	27	1,063	1.1/16”
FJ92J-08-12	12	1/2”	08	1.1/16” - 12	49,8	1,96	13,8	0,54	52	2,05	32	1,260	1.1/4”
FJ91J-10-10	16	5/8”	10	7/8” - 14	54	2,13	12,7	0,50	52	2,05	27	1,063	1.1/16”
FJ92J-10-12	16	5/8”	10	1.1/16” - 12	48,5	1,91	13,8	0,54	47,5	1,87	32	1,260	1.1/4”
FJ91J-12-10	19	3/4”	12	7/8” - 14	55,7	2,19	12,7	0,50	55	2,17	27	1,063	1.1/16”
FJ92J-12-12	19	3/4”	12	1.1/16” - 12	63	2,48	13,8	0,54	58,8	2,31	32	1,260	1.1/4”
FJ92J-12-16	19	3/4”	12	1.5/16” - 12	57	2,24	16	0,63	61	2,40	38	1,496	1.1/2”
FJ92J-16-16	25	1”	16	1.5/16” - 12	72	2,83	16	0,63	71	2,80	38	1,496	1.1/2”
FJ92J-16-20	25	1”	16	1.5/8” - 12	79,5	3,13	16	0,63	79,5	3,13	50	1,969	2”
FJ92J-20-20	31	1.1/4”	20	1.5/8” - 12	86,5	3,41	16	0,63	77	3,03	50	1,969	2”
FJ92J-20-24	31	1.1/4”	20	1.7/8” - 12	86,5	3,41	18,5	0,73	88	3,46	55	2,165	2.3/16”
FJ92J-24-24	38	1.1/2”	24	1.7/8” - 12	114	4,49	18,5	0,73	108	4,25	55	2,165	2.3/16”
FJ92J-32-32	51	2”	32	2.1/2” - 12	130,5	5,14	24	0,94	140	5,51	75	2,953	--

 © Intertraco (Italia) S.p.A. All rights are reserved

J

FOR MULTISPIRAL AND WIRE BRAID HOSES - NO SKIVE
PER TUBI 4 SPIRALI E TRECCIATI - NO SKIVE
FÜR MULTISPIRAL- UND GEFLECHTSCHLÄUCHE - NO SKIVE
PARA MANGUERA MULTIESPIRAL Y DE UNA O DOS MALLAS SIN PELADURA

NUT TYPE TIPO DI DADO HUTTER TYP TIPO DE TUERCA	FJ91	FJ92	FJ93	FJ96 (IMPERIAL NUT)
	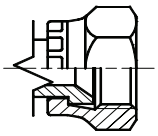	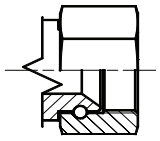	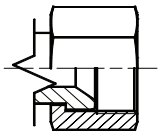	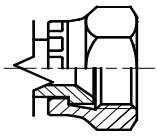

© Intertraco (Italia) S.p.A. All rights are reserved - 117

JIC FJ91J-L · FJ92J-L · FJ93J-L · FJ96J-L

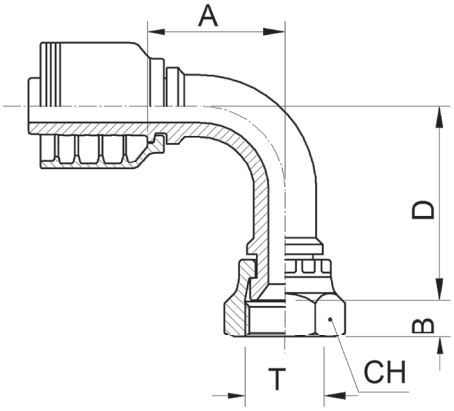

JIC 37° FEMALE SWIVEL - 90° ELBOW (LONG DROP)

FEMMINA JIC 90° SV. 37° (VERSIONE ALTA)

DKJ 90° SONDER-SL 37° KONUS

HEMBRA GIRATORIA A 90° JIC 37° (CODO LARGO)

CODE CODICE BEST.-NR CODIGO	Ø HOSE Ø TUBO Ø SCHLAUCH Ø MANGUERA			T	A		B		D		CH		
	DN	INCH	SIZE		[mm]	[in]	[mm]	[in]	[mm]	[in]	[mm]	[in]	[in]
FJ91J-06-06-56	10	3/8”	06	9/16” - 18	35,5	1,40	9,5	0,37	56	2,20	19	0,748	3/4”
FJ96J-06-06-56	10	3/8”	06	9/16” - 18	35,5	1,40	9,5	0,37	56	2,20	17,46	0,687	11/16”
FJ93J-06-08-62	10	3/8”	06	3/4” - 16	37,1	1,46	10,7	0,42	62	2,44	22,23	0,875	7/8”
FJ91J-08-08-62	12	1/2”	08	3/4” - 16	48,2	1,90	10,7	0,42	62	2,44	22	0,866	7/8”
FJ93J-08-10-65	12	1/2”	08	7/8” - 14	44,2	1,74	12,5	0,49	65	2,56	27	1,063	1.1/16”
FJ91J-10-10-65	16	5/8”	10	7/8” - 14	55,5	2,19	12,7	0,50	65	2,56	27	1,063	1.1/16”
FJ92J-10-12-95	16	5/8”	10	1.1/16” - 12	55,5	2,19	13,8	0,54	95	3,74	32	1,260	1.1/4”
FJ92J-12-12-95	19	3/4”	12	1.1/16” - 12	52	2,05	13,8	0,54	95	3,74	32	1,260	1.1/4”
FJ92J-16-16-110	25	1”	16	1.5/16” - 12	80	3,15	16	0,63	110	4,33	38	1,496	1.1/2”
FJ92J-16-20-129	25	1”	16	1.5/8” - 12	79,5	3,13	16	0,63	129	5,08	50	1,969	2”
FJ92J-20-20-110	31	1.1/4”	20	1.5/8” - 12	86,5	3,41	16	0,63	110	4,33	50	1,969	2”

NUT TYPE
TIPO DI DADO
HUTTER TYP
TIPO DE TUERCA

FJ91

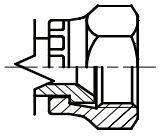

FJ92

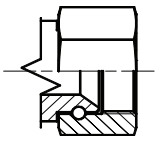

FJ93

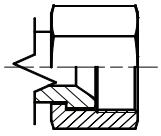

FJ96 (IMPERIAL NUT)

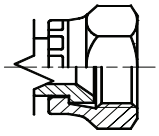

 © Intertraco (Italia) S.p.A. All rights are reserved

intertraco

JIC KJ91J

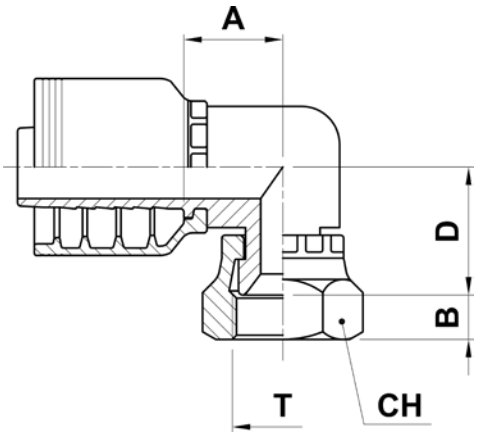

JIC 37° FEMALE SWIVEL - 90° ELBOW (COMPACT FORGED)

FEMMINA JIC COMPATTA 90° SV. 37°

DKJ JIC- DICHTKOPF KOMPAKT 90° UNF-GEWINDE 37° KONUS

HEMBRA GIRATORIA 90° COMPACTA JIC 37°

CODE CODICE BEST.-NR CODIGO	Ø HOSE Ø TUBO Ø SCHLAUCH Ø MANGUERA			T	A		B		D		CH		
	DN	INCH	SIZE		[mm]	[in]	[mm]	[in]	[mm]	[in]	[mm]	[in]	[in]
KJ91J-06-06	10	3/8”	06	9/16” - 18	21,5	0,85	8,5	0,33	25,5	1,00	19	0,748	3/4”
KJ91J-06-08	10	3/8”	06	3/4” - 16	21,5	0,85	10,5	0,41	26,5	1,04	22	0,866	7/8”
KJ91J-12-12	19	3/4”	12	1.1/16” - 12	28,5	1,12	14,3	0,56	30,7	1,21	32	1,260	1.1/4”
KJ91J-16-16	25	1”	16	1.5/16” - 12	32	1,26	14,5	0,57	33,5	1,32	38	1,496	1.1/2”

© Intertraco (Italia) S.p.A. All rights are reserved - 119

ORFS OM10J

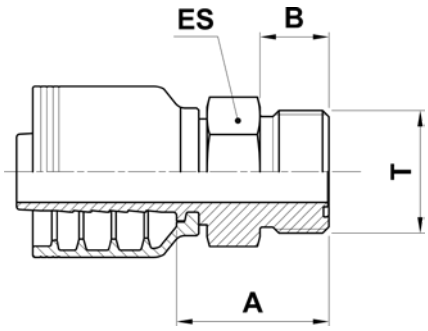

ORFS MALE

MASCHIO ORFS

ORFS- ARMATUR AUSSENGEWINDE

MACHO FIJO ORFS

CODE CODICE BEST.-NR CODIGO	Ø HOSE Ø TUBO Ø SCHLAUCH Ø MANGUERA			T	A		B		ES		
	DN	INCH	SIZE		[mm]	[in]	[mm]	[in]	[mm]	[in]	[in]
OM10J-06-06	10	3/8”	06	11/16” - 16	26,5	1,04	11,2	0,44	19	0,748	3/4”
OM10J-06-08	10	3/8”	06	13/16” - 16	29	1,14	12,8	0,50	22	0,866	7/8”
OM10J-08-08	12	1/2”	08	13/16” - 16	30,2	1,19	12,8	0,50	22	0,866	7/8”
OM10J-10-12	16	5/8”	10	1.3/16” - 12	37,1	1,46	17	0,67	32	1,260	1.1/4”
OM10J-12-12	19	3/4”	12	1.3/16” - 12	39,1	1,54	17	0,67	32	1,260	1.1/4”
OM10J-12-16	19	3/4”	12	1.7/16” - 12	40,8	1,61	17,5	0,69	41	1,614	1.5/8”
OM10J-16-16	25	1”	16	1.7/16” - 12	41,5	1,63	17,5	0,69	41	1,614	1.5/8”
OM10J-16-20	25	1”	16	1.11/16” - 12	72	2,83	17,5	0,69	46	1,811	1.13/16”
OM10J-20-20	31	1.1/4”	20	1.11/16” - 12	45,4	1,79	17,5	0,69	46	1,811	1.13/16”

 © Intertraco (Italia) S.p.A. All rights are reserved

FOR MULTISPIRAL AND WIRE BRAID HOSES - NO SKIVE
PER TUBI 4 SPIRALI E TRECCIATI - NO SKIVE
FÜR MULTISPIRAL- UND GEFLECHTSCHLÄUCHE - NO SKIVE
PARA MANGUERA MULTIESPIRAL Y DE UNA O DOS MALLAS SIN PELADURA

ORFS OR13J · OR12J

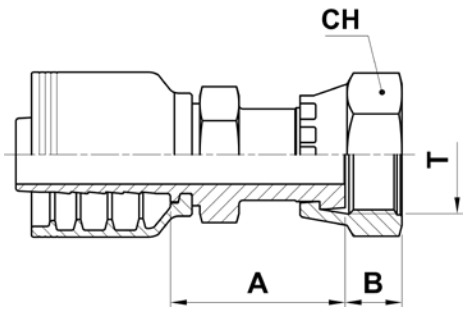

ORFS FEMALE SWIVEL
FEMMINA ORFS DIRITTA
ORFS- ARMATUR INNENGEWINDE
HEMBRA GIRATORIA RECTA ORFS

CODE CODICE BEST.-NR CODIGO	Ø HOSE Ø TUBO Ø SCHLAUCH Ø MANGUERA			T	A		B		ES			CH		
	DN	INCH	SIZE		[mm]	[in]	[mm]	[in]	[mm]	[in]	[in]	[mm]	[in]	[in]
OR13J-06-06	10	3/8”	06	11/16” - 16	32	1,26	9,5	0,37	17	0,669	11/16”	22	0,866	7/8”
OR13J-06-08	10	3/8”	06	13/16” - 16	36,5	1,44	11	0,43	19	0,748	3/4”	24	0,945	15/16”
OR13J-08-06	12	1/2”	08	11/16” - 16	32,3	1,27	9,5	0,37	19	0,748	3/4”	22	0,866	7/8”
OR13J-08-08	12	1/2”	08	13/16” - 16	26,6	1,05	11	0,43	19	0,748	3/4”	24	0,945	15/16”
OR13J-08-10	12	1/2”	08	1” - 14	39,7	1,56	13,5	0,53	24	0,945	15/16”	30	1,181	1.3/16”
OR13J-08-12	12	1/2”	08	1.3/16” - 12	44,7	1,76	14,5	0,57	30	1,181	1.3/16”	36	1,417	1.7/16”
OR13J-10-10	16	5/8”	10	1” - 14	39,1	1,54	13,5	0,53	24	0,945	15/16”	30	1,181	1.3/16”
OR13J-10-12	16	5/8”	10	1.3/16” - 12	44,13	1,74	14,5	0,57	30	1,181	1.3/16”	36	1,417	1.7/16”
OR13J-12-10	19	3/4”	12	1” - 14	43,5	1,71	13,5	0,53	27	1,063	1.1/16”	30	1,181	1.3/16”
OR13J-12-12	19	3/4”	12	1.3/16” - 12	44,5	1,75	14,5	0,57	30	1,181	1.3/16”	36	1,417	1.7/16”
OR13J-12-16	19	3/4”	12	1.7/16” - 12	51,5	2,03	14,8	0,58	36	1,417	1.7/16”	41	1,614	1.5/8”
OR13J-16-12	25	1”	16	1.3/16” - 12	51	2,01	14,5	0,57	36	1,417	1.7/16”	36	1,417	1.7/16”
OR13J-16-16	25	1”	16	1.7/16” - 12	53	2,09	14,8	0,58	36	1,417	1.7/16”	41	1,614	1.5/8”
OR12J-16-20	25	1”	16	1.11/16” - 12	55	2,17	14,8	0,58	41	1,614	1.5/8”	50	1,969	2”
OR12J-20-20	31	1.1/4”	20	1.11/16” - 12	55,9	2,20	14,8	0,58	41	1,614	1.5/8”	50	1,969	2”
OR12J-20-24	31	1.1/4”	20	2” - 12	63,1	2,48	14,8	0,58	50	1,969	2”	60	2,362	2.3/8”
OR12J-24-24	38	1.1/2”	24	2” - 12	61,2	2,41	14,8	0,58	50	1,969	2”	60	2,362	2.3/8”

NUT TYPE
TIPO DI DADO
HUTTER TYP
TIPO DE TUERCA

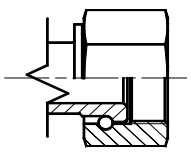
OR12

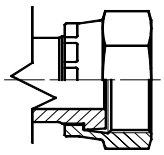
OR13

© Intertraco (Italia) S.p.A. All rights are reserved - 121

J

FOR MULTISPIRAL AND WIRE BRAID HOSES - NO SKIVE
PER TUBI 4 SPIRALI E TRECCIATI - NO SKIVE
FÜR MULTISPIRAL- UND GEFLECHTSCHLÄUCHE - NO SKIVE
PARA MANGUERA MULTIESPIRAL Y DE UNA O DOS MALLAS SIN PELADURA

ORFS OR43J · OR42J · OR44J

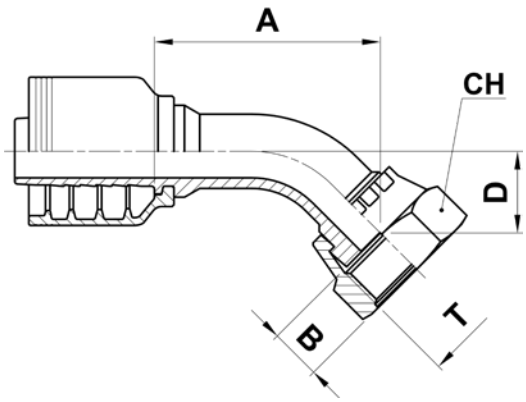

ORFS FEMALE SWIVEL - 45° ELBOW

FEMMINA ORFS 45°

ORFS- ARMATUR 45°

HEMBRA GIRATORIA A 45° ORFS

CODE CODICE BEST.-NR CODIGO	Ø HOSE Ø TUBO Ø SCHLAUCH Ø MANGUERA			T	A		B		D		CH		
	DN	INCH	SIZE		[mm]	[in]	[mm]	[in]	[mm]	[in]	[mm]	[in]	[in]
OR44J-06-06	10	3/8”	06	11/16” - 16	35,5	1,40	9,5	0,37	11,5	0,45	22	0,866	7/8”
OR44J-06-08	10	3/8”	06	13/16” - 16	38,5	1,52	11	0,43	15	0,59	24	0,945	15/16”
OR43J-08-08	12	1/2”	08	13/16” - 16	56,5	2,22	11	0,43	14	0,55	24	0,945	15/16”
OR43J-08-10	12	1/2”	08	1” - 14	56,2	2,21	13,5	0,53	17,5	0,69	30	1,181	1.3/16”
OR43J-08-12	12	1/2”	08	1.3/16” - 12	61,4	2,42	14,5	0,57	19,11	0,75	36	1,417	1.7/16”
OR44J-10-10	16	5/8”	10	1” - 14	59,5	2,34	13,5	0,53	20,3	0,80	30	1,181	1.3/16”
OR44J-10-12	16	5/8”	10	1.3/16” - 12	60,5	2,38	14,5	0,57	23,2	0,91	36	1,417	1.7/16”
OR44J-12-12	19	3/4”	12	1.3/16” - 12	60,4	2,38	14,5	0,57	21,9	0,86	36	1,417	1.7/16”
OR44J-12-16	19	3/4”	12	1.7/16” - 12	63,2	2,49	14,8	0,58	23,3	0,92	41	1,614	1.5/8”
OR44J-16-16	25	1”	16	1.7/16” - 12	75,7	2,98	14,8	0,58	27,2	1,07	41	1,614	1.5/8”
OR42J-20-20	31	1.1/4”	20	1.11/16” - 12	99	3,90	14,8	0,58	37,5	1,48	50	1,969	2”
OR42J-24-24	38	1.1/2”	24	2” - 12	124,6	4,91	14,8	0,58	47,2	1,86	60	2,362	2.3/8”

NUT TYPE
TIPO DI DADO
HUTTER TYP
TIPO DE TUERCA

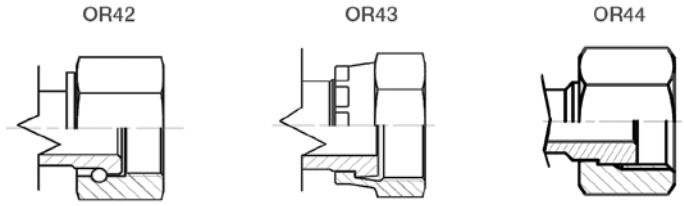

 © Intertraco (Italia) S.p.A. All rights are reserved

intertraco

J

FOR MULTISPIRAL AND WIRE BRAID HOSES - NO SKIVE
PER TUBI 4 SPIRALI E TRECCIATI - NO SKIVE
FÜR MULTISPIRAL- UND GEFLECHTSCHLÄUCHE - NO SKIVE
PARA MANGUERA MULTIESPIRAL Y DE UNA O DOS MALLAS SIN PELADURA

ORFS OR93J · OR92J · OR94J

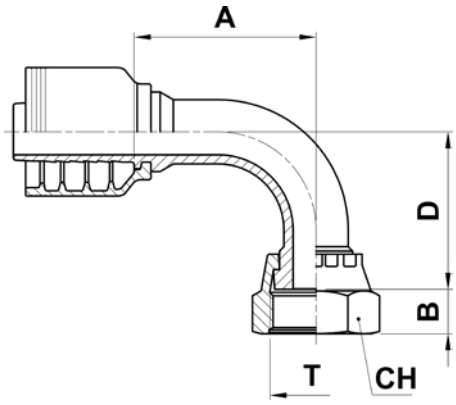

ORFS FEMALE SWIVEL - 90° ELBOW

FEMMINA ORFS 90°

ORFS- ARMATUR 90°

HEMBRA GIRATORIA A 90° ORFS

CODE CODICE BEST.-NR CODIGO	Ø HOSE Ø TUBO Ø SCHLAUCH Ø MANGUERA			T	A		B		D		CH		
	DN	INCH	SIZE		[mm]	[in]	[mm]	[in]	[mm]	[in]	[mm]	[in]	[in]
OR94J-06-06	10	3/8”	06	11/16” - 16	31,5	1,24	9,5	0,37	25	0,98	22	0,866	7/8”
OR94J-06-08	10	3/8”	06	13/16” - 16	31,5	1,24	11	0,43	30	1,18	24	0,945	15/16”
OR93J-08-08	12	1/2”	08	13/16” - 16	43,3	1,70	11	0,43	30	1,18	24	0,945	15/16”
OR93J-08-10	12	1/2”	08	1” - 14	41,8	1,65	13,5	0,53	37,4	1,47	30	1,181	1.3/16”
OR93J-08-12	12	1/2”	08	1.3/16” - 12	43,3	1,70	14,5	0,57	41	1,61	36	1,417	1.7/16”
OR94J-10-10	16	5/8”	10	1” - 14	53,5	2,11	13,5	0,53	44	1,73	30	1,181	1.3/16”
OR94J-10-12	16	5/8”	10	1.3/16” - 12	53,5	2,11	14,5	0,57	48	1,89	36	1,417	1.7/16”
OR93J-12-10	19	3/4”	12	1” - 14	61	2,40	13,5	0,53	61,5	2,42	30	1,181	1.3/16”
OR94J-12-12	19	3/4”	12	1.3/16” - 12	57	2,24	14,5	0,57	48	1,89	36	1,417	1.7/16”
OR94J-12-16	19	3/4”	12	1.7/16” - 12	57	2,24	14,8	0,58	50	1,97	41	1,614	1.5/8”
OR94J-16-16	25	1”	16	1.7/16” - 12	69	2,72	14,8	0,58	59	2,32	41	1,614	1.5/8”
OR92J-16-20	25	1”	16	1.11/16” - 12	72	2,83	14,8	0,58	77	3,03	50	1,969	2”
OR92J-20-20	31	1.1/4”	20	1.11/16” - 12	86,5	3,41	14,8	0,58	77	3,03	50	1,969	2”
OR92J-24-24	38	1.1/2”	24	2” - 12	105	4,13	14,8	0,58	94	3,70	60	2,362	2.3/8”

NUT TYPE
TIPO DI DADO
HUTTER TYP
TIPO DE TUERCA

OR92

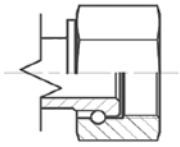

OR93

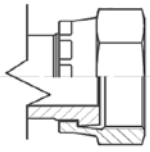

OR94

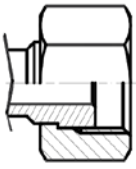

© Intertraco (Italia) S.p.A. All rights are reserved - 123

J

FOR MULTISPIRAL AND WIRE BRAID HOSES - NO SKIVE
PER TUBI 4 SPIRALI E TRECCIATI - NO SKIVE
FÜR MULTISPIRAL- UND GEFLECHTSCHLÄUCHE - NO SKIVE
PARA MANGUERA MULTIESPIRAL Y DE UNA O DOS MALLAS SIN PELADURA

ORFS OR93J-L · OR92J · OR94J

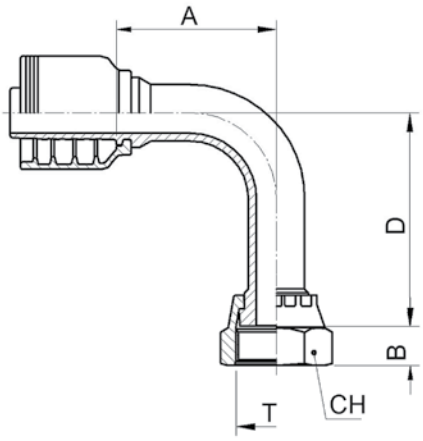

ORFS FEMALE SWIVEL - 90° ELBOW (LONG DROP)

FEMMINA ORFS 90° (VERSIONE ALTA)

ORFS- ARMATUR 90°

HEMBRA GIRATORIA A 90° ORFS (CODO LARGO)

CODE CODICE BEST.-NR CODIGO	Ø HOSE Ø TUBO Ø SCHLAUCH Ø MANGUERA			T	A		B		D		CH		
	DN	INCH	SIZE		[mm]	[in]	[mm]	[in]	[mm]	[in]	[mm]	[in]	[in]
OR93J-08-08-64	12	1/2”	08	13/16” - 16	43,3	1,70	11	0,43	64	2,52	24	0,945	15/16”
OR93J-08-10-70	12	1/2”	08	1” - 14	45	1,77	13,5	0,53	70	2,76	30	1,181	1.3/16”
OR94J-12-12-96	19	3/4”	12	1.3/16” - 12	57	2,24	14,5	0,57	96	3,78	36	1,417	1.7/16”
OR94J-12-16-114	19	3/4”	12	1.7/16” - 12	59,5	2,34	14,8	0,58	114	4,49	41	1,614	1.5/8”
OR94J-16-16-L	25	1”	16	1.7/16” - 12	70,3	2,77	14,8	0,58	114	4,49	41	1,614	1.5/8”
OR92J-20-20-129	31	1.1/4”	20	1.11/16” - 12	86,5	3,41	14,8	0,58	129	5,08	50	1,969	2”

NUT TYPE
TIPO DI DADO
HUTTER TYP
TIPO DE TUERCA

OR92

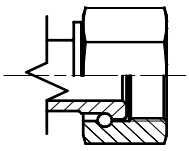

OR93

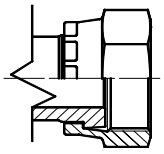

OR94

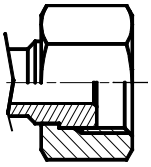

 © Intertraco (Italia) S.p.A. All rights are reserved

intertraco

SAE ME10J

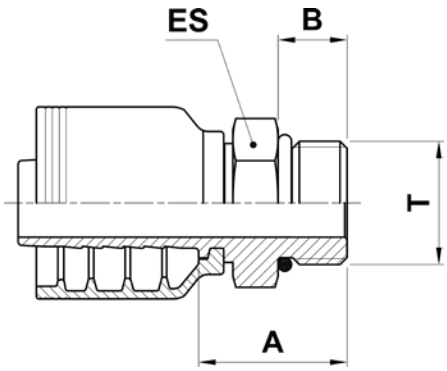

O-RING BOSS MALE

MASCHIO SAE O-RING

SAE AUSSENGEWINDE O-RING BOSS

MACHO FIJO O-RING BOSS

CODE CODICE BEST.-NR CODIGO	Ø HOSE Ø TUBO Ø SCHLAUCH Ø MANGUERA			T	A		B		ES		
	DN	INCH	SIZE		[mm]	[in]	[mm]	[in]	[mm]	[in]	[in]
ME10J-06-06	10	3/8”	06	9/16” - 18	24,5	0,96	9,95	0,39	17	0,669	11/16”
ME10J-06-08	10	3/8”	06	3/4” - 16	26,5	1,04	11,1	0,44	22	0,866	7/8”
ME10J-08-08	12	1/2”	08	3/4” - 16	27,7	1,09	11,1	0,44	22	0,866	7/8”
ME10J-10-10	16	5/8”	10	7/8” - 14	29	1,14	12,7	0,50	27	1,063	1.1/16”
ME10J-10-12	16	5/8”	10	1.1/16” - 12	32	1,26	15	0,59	32	1,260	1.1/4”
ME10J-12-12	19	3/4”	12	1.1/16” - 12	34,2	1,35	15	0,59	32	1,260	1.1/4”
ME10J-16-16	25	1”	16	1.5/16” - 12	39,1	1,54	15,1	0,59	38	1,496	1.1/2”

© Intertraco (Italia) S.p.A. All rights are reserved - 125

JIS FT11J

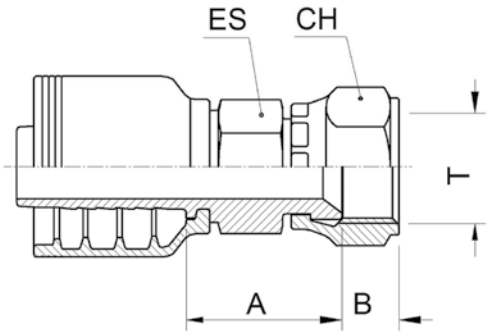

JIS FEMALE SWIVEL (60° CONE TOYOTA STYLE)

FEMMINA JIS CONO 60° STILE TOYOTA

DICHTKOPF JIS (60° KONUS TOYOTA-TYP)

HEMBRA GIRATORIA RECTA JIS CONO 60° ESTILO TOYOTA

CODE CODICE BEST.-NR CODIGO	Ø HOSE Ø TUBO Ø SCHLAUCH Ø MANGUERA			T	A		B		ES			CH		
	DN	INCH	SIZE		[mm]	[in]	[mm]	[in]	[mm]	[in]	[in]	[mm]	[in]	[in]
FT11J-06-06	10	3/8”	06	3/8” - 19	22	0,87	9,5	0,37	19	0,748	3/4”	22	0,866	7/8”
FT11J-08-08	12	1/2”	08	1/2” - 14	25,7	1,01	11	0,43	22	0,866	7/8”	27	1,063	1.1/16”
FT11J-12-12	19	3/4”	12	3/4” - 14	29,5	1,16	12,5	0,49	30	1,181	1.3/16”	32	1,260	1.1/4”
FT11J-16-16	25	1”	16	1” - 11	33	1,30	14	0,55	32	1,260	1.1/4”	38	1,496	1.1/2”

 © Intertraco (Italia) S.p.A. All rights are reserved

J

FOR MULTISPIRAL AND WIRE BRAID HOSES - NO SKIVE
PER TUBI 4 SPIRALI E TRECCIATI - NO SKIVE
FÜR MULTISPIRAL- UND GEFLECHTSCHLÄUCHE - NO SKIVE
PARA MANGUERA MULTIESPIRAL Y DE UNA O DOS MALLAS SIN PELADURA

JIS FK11J · FK12J

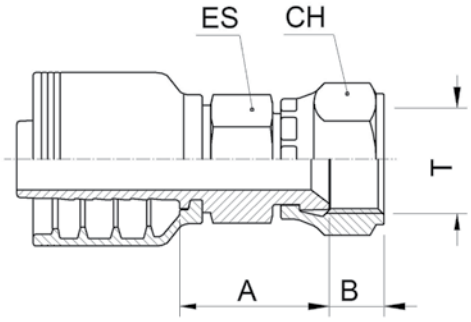

KOMATSU STYLE FEMALE SWIVEL 60° CONE

FEMMINA METRICA DIRITTA STILE KOMATSU CONO 60°

KOMATSU-TYP METRISCHES GEWINDE 60° KONUS

HEMBRA GIRATORIA RECTA CONO 60° ESTILO KOMATSU

CODE CODICE BEST.-NR CODIGO	Ø HOSE Ø TUBO Ø SCHLAUCH Ø MANGUERA			T	A		B		ES			CH		
	DN	INCH	SIZE		[mm]	[in]	[mm]	[in]	[mm]	[in]	[in]	[mm]	[in]	[in]
FK11J-06-14	10	3/8”	06	M14X1,5	25	0,98	10	0,39	19	0,748	3/4”	19	0,748	3/4”
FK11J-06-16	10	3/8”	06	M16X1,5	23	0,91	9,3	0,37	19	0,748	3/4”	22	0,866	7/8”
FK11J-06-18	10	3/8”	06	M18X1,5	24	0,94	11,5	0,45	19	0,748	3/4”	24	0,945	15/16”
FK11J-06-20	10	3/8”	06	M20X1,5	25,5	1,00	11,2	0,44	19	0,748	3/4”	27	1,063	1.1/16”
FK11J-06-22	10	3/8”	06	M22X1,5	25,5	1,00	14	0,55	19	0,748	3/4”	27	1,063	1.1/16”
FK11J-08-22	12	1/2”	08	M22X1,5	27,7	1,09	14	0,55	22	0,866	7/8”	27	1,063	1.1/16”
FK11J-08-24	12	1/2”	08	M24X1,5	30,2	1,19	15,1	0,59	24	0,945	15/16”	32	1,260	1.1/4”
FK11J-10-24	16	5/8”	10	M24X1,5	28,4	1,12	15,1	0,59	24	0,945	15/16”	32	1,260	1.1/4”
FK11J-12-24	19	3/4”	12	M24X1,5	32,4	1,28	15,1	0,59	27	1,063	1.1/16”	32	1,260	1.1/4”
FK11J-12-30	19	3/4”	12	M30X1,5	34,7	1,37	18,3	0,72	30	1,181	1.3/16”	36	1,417	1.7/16”
FK11J-12-33	19	3/4”	12	M33X1,5	33,7	1,33	21,3	0,84	32	1,260	1.1/4”	41	1,614	1.5/8”
FK11J-12-36	19	3/4”	12	M36X1,5	34,7	1,37	20	0,79	41	1,614	1.5/8”	46	1,811	1.13/16”
FK11J-16-33	25	1”	16	M33X1,5	34,7	1,37	21,3	0,84	32	1,260	1.1/4”	41	1,614	1.5/8”
FK11J-16-36	25	1”	16	M36X1,5	36	1,42	16	0,63	41	1,614	1.5/8”	46	1,811	1.13/16”
FK11J-20-36	31	1.1/4”	20	M36X1,5	40	1,57	20	0,79	41	1,614	1.5/8”	46	1,811	1.13/16”
FK12J-20-42	31	1.1/4”	20	M42X1,5	46	1,81	18,8	0,74	50	1,969	2”	55	2,165	2.3/16”
FK12J-24-42	38	1.1/2”	24	M42X1,5	45	1,77	18,8	0,74	50	1,969	2”	55	2,165	2.3/16”

NUT TYPE
TIPO DI DADO
HUTTER TYP
TIPO DE TUERCA

FK11

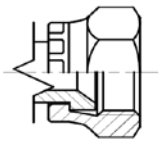

FK12

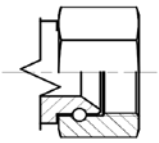

© Intertraco (Italia) S.p.A. All rights are reserved

JIS AK10J

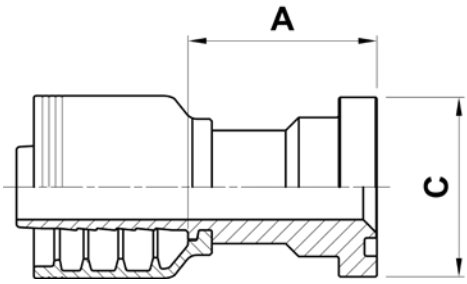

KOMATSU STYLE STRAIGHT FLANGE (FOR METRIC O-RING)

FLANGIA DIRITTA STILE KOMATSU (O-RING METRICO)

FLANSCHBUND KOMATSU-TYP GERADE

BRIDA RECTA ESTILO KOMATSU (O-RING METRICO)

CODE CODICE BEST.-NR CODIGO	Ø HOSE Ø TUBO Ø SCHLAUCH Ø MANGUERA			FLANGE	A		C	
	DN	INCH	SIZE		[mm]	[in]	[mm]	[in]
AK10J-12-12	19	3/4”	12	3/4”	70,5	2,78	38	1,50
AK10J-12-16	19	3/4”	12	1”	71	2,80	44,5	1,75
AK10J-16-16	25	1”	16	1”	74,1	2,92	44,5	1,75
AK10J-16-20	25	1”	16	1.1/4”	80	3,15	50,8	2,00
AK10J-20-20	31	1.1/4”	20	1.1/4”	82,9	3,26	50,8	2,00
AK10J-24-24	38	1.1/2”	24	1.1/2”	91	3,58	60,3	2,37
AK10J-32-32	51	2”	32	2”	122,7	4,83	71,4	2,81

 © Intertraco (Italia) S.p.A. All rights are reserved

JIS AK13J

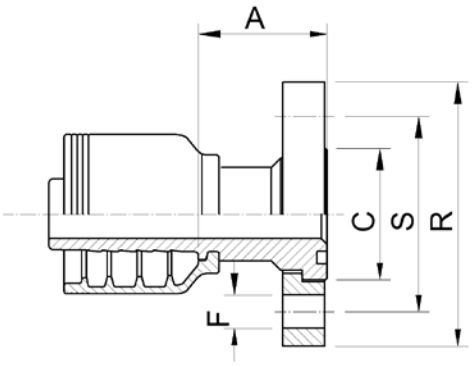

KOMATSU STYLE STRAIGHT FLANGE WITH 2 BOLT CLAMP (FOR METRIC O-RING)

FLANGIA DIRITTA STILE KOMATSU (O-RING METRICO) CON FLANGIA OVALE

FLANSCHBUND KOMATSU-TYP GERADE MIT 2-LOCHFLANSCHVERBINDUNG

BRIDA RECTA ESTILO KOMATSU (O-RING METRICO) BRIDA OVALE

CODE CODICE BEST.-NR CODIGO	Ø HOSE Ø TUBO Ø SCHLAUCH Ø MANGUERA			FLANGE	A		C		R		S		F	
	DN	INCH	SIZE		[mm]	[in]	[mm]	[in]	[mm]	[in]	[mm]	[in]	[mm]	[in]
AK13J-16-16	25	1”	16	1”	74,1	2,92	44,5	1,75	88	3,46	65	2,56	11	0,43
AK13J-20-20	31	1.1/4”	20	1.1/4”	82,9	3,26	50,8	2,00	102	4,02	75	2,95	13,5	0,53
AK13J-24-24	38	1.1/2”	24	1.1/2”	91	3,58	60,3	2,37	111	4,37	85	3,35	13,5	0,53

© Intertraco (Italia) S.p.A. All rights are reserved

JIS AK40J

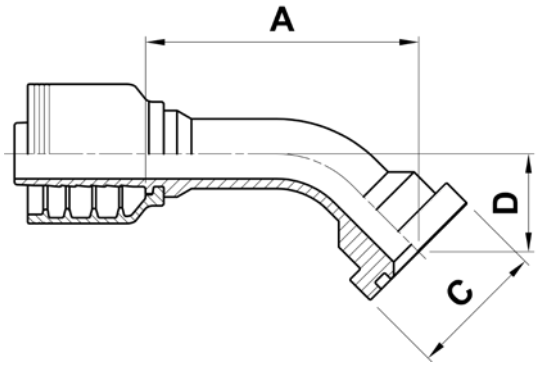

KOMATSU STYLE - 45° ELBOW FLANGE (FOR METRIC O-RING)

FLANGIA 45° STILE KOMATSU (O-RING METRICO)

FLANSCHBUND KOMATSU-TYP 45°

BRIDA A 45° ESTILO KOMATSU (O-RING METRICO)

CODE CODICE BEST.-NR CODIGO	Ø HOSE Ø TUBO Ø SCHLAUCH Ø MANGUERA			FLANGE	A		C		D	
	DN	INCH	SIZE		[mm]	[in]	[mm]	[in]	[mm]	[in]
AK40J-12-12	19	3/4”	12	3/4”	68,5	2,70	38	1,50	26	1,02
AK40J-12-16	19	3/4”	12	1”	71,5	2,81	44,5	1,75	32	1,26
AK40J-16-16	25	1”	16	1”	83	3,27	44,4	1,75	29	1,14
AK40J-16-20	25	1”	16	1.1/4”	87,1	3,43	50,8	2,00	28	1,10
AK40J-20-20	31	1.1/4”	20	1.1/4”	107,9	4,25	50,8	2,00	32	1,26
AK40J-24-24	38	1.1/2”	24	1.1/2”	105	4,13	60,3	2,37	38	1,50
AK40J-32-32	51	2”	32	2”	161,7	6,37	71,4	2,81	54	2,13

 © Intertraco (Italia) S.p.A. All rights are reserved

JIS AK43J

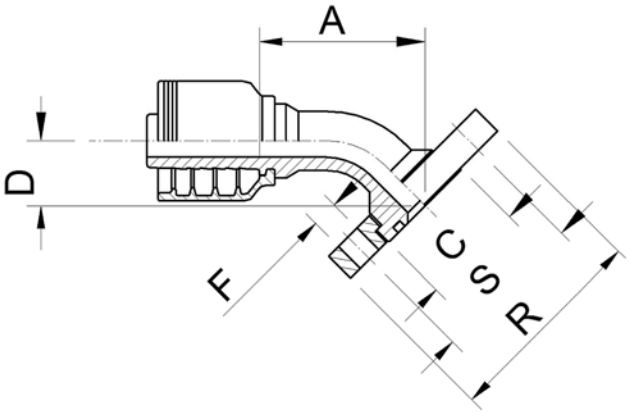

KOMATSU STYLE - 45° ELBOW FLANGE WITH 2 BOLT CLAMP (FOR METRIC O-RING)

FLANGIA 45° STILE KOMATSU (O-RING METRICO) CON FLANGIA OVALE

FLANSCHBUND KOMATSU-TYP 45° MIT 2-LOCHFLANSCHVERBINDUNG

BRIDA A 45° ESTILO KOMATSU (O-RING METRICO) BRIDA OVALE

CODE CODICE BEST.-NR CODIGO	Ø HOSE Ø TUBO Ø SCHLAUCH Ø MANGUERA			FLANGE	A		C		D		R		S		F	
	DN	INCH	SIZE		[mm]	[in]	[mm]	[in]	[mm]	[in]	[mm]	[in]	[mm]	[in]	[mm]	[in]
AK43J-16-16	25	1”	16	1”	83	3,27	44,4	1,75	29	1,14	88	3,46	65	2,56	11	0,43
AK43J-20-20	31	1.1/4”	20	1.1/4”	107,9	4,25	50,8	2,00	32	1,26	102	4,02	75	2,95	13,5	0,53
AK43J-24-24	38	1.1/2”	24	1.1/2”	105	4,13	60,3	2,37	38	1,50	111	4,37	85	3,35	13,5	0,53

© Intertraco (Italia) S.p.A. All rights are reserved - 131

JIS AK90J

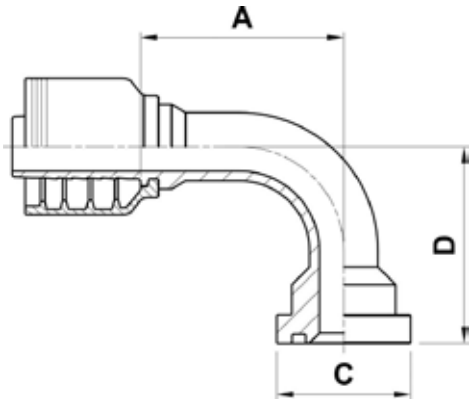

KOMATSU STYLE - 90° ELBOW FLANGE (FOR METRIC O-RING)

FLANGIA 90° STILE KOMATSU (O-RING METRICO)

FLANSCHBUND KOMATSU-TYP 90°

BRIDA A 90° ESTILO KOMATSU (O-RING METRICO)

CODE CODICE BEST.-NR CODIGO	Ø HOSE Ø TUBO Ø SCHLAUCH Ø MANGUERA			FLANGE	A		C		D	
	DN	INCH	SIZE		[mm]	[in]	[mm]	[in]	[mm]	[in]
AK90J-12-12	19	3/4”	12	3/4”	62,5	2,46	38	1,50	56,5	2,22
AK90J-12-16	19	3/4”	12	1”	76,5	3,01	44,5	1,75	61	2,40
AK90J-16-16	25	1”	16	1”	70,6	2,78	44,4	1,75	70	2,76
AK90J-20-20	31	1.1/4”	20	1.1/4”	102,9	4,05	50,8	2,00	80	3,15
AK90J-24-24	38	1.1/2”	24	1.1/2”	118	4,65	60,3	2,37	110	4,33
AK90J-32-32	51	2”	32	2”	154	6,06	71,4	2,81	140	5,51

 © Intertraco (Italia) S.p.A. All rights are reserved

JIS AK93J

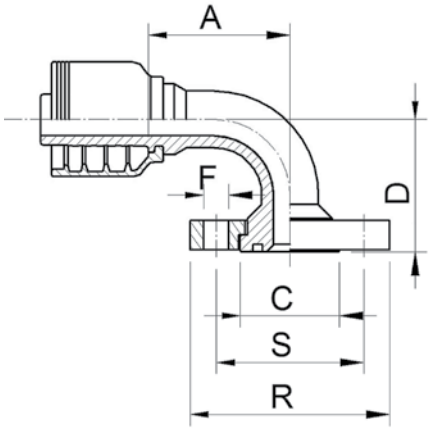

KOMATSU STYLE - 90° ELBOW FLANGE WITH 2 BOLT CLAMP (FOR METRIC O-RING)

FLANGIA 90° STILE KOMATSU (O-RING METRICO) CON FLANGIA OVALE

FLANSCHBUND KOMATSU-TYP 90° MIT 2-LOCHFLANSCHVERBINDUNG

BRIDA A 90° ESTILO KOMATSU (O-RING METRICO) BRIDA OVALE

CODE CODICE BEST.-NR CODIGO	Ø HOSE Ø TUBO Ø SCHLAUCH Ø MANGUERA			FLANGE	A		C		D		R		S		F	
	DN	INCH	SIZE		[mm]	[in]	[mm]	[in]	[mm]	[in]	[mm]	[in]	[mm]	[in]	[mm]	[in]
AK93J-16-16	25	1”	16	1”	70,6	2,78	44,4	1,75	70	2,76	88	3,46	65	2,56	11	0,43
AK93J-20-20	31	1.1/4”	20	1.1/4”	102,9	4,05	50,8	2,00	80	3,15	102	4,02	75	2,95	13,5	0,53
AK93J-24-24	38	1.1/2”	24	1.1/2”	118	4,65	60,3	2,37	110	4,33	111	4,37	85	3,35	13,5	0,53

© Intertraco (Italia) S.p.A. All rights are reserved - 133

JIS KC10J

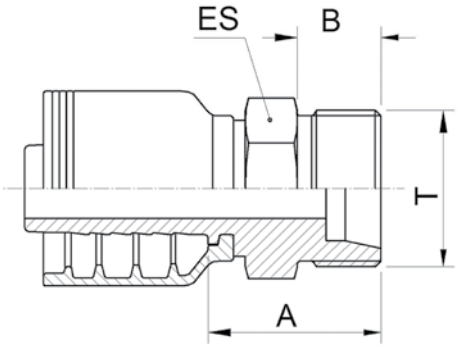

KOBELCO STYLE MALE (24° CONE SEAT)

MASCHIO STILE KOBELCO SV. 24°

AUSSENGEWINDE-ARMATUR KOBELCO 24° KONUS

MACHO FIJO CONO 24° ESTILO KOBELCO

CODE CODICE BEST.-NR CODIGO	Ø HOSE Ø TUBO Ø SCHLAUCH Ø MANGUERA			T	A		B		ES		
	DN	INCH	SIZE		[mm]	[in]	[mm]	[in]	[mm]	[in]	[in]
KC10J-12-30	19	3/4”	12	M30x1,5	32,5	1,28	14	0,55	36	1,417	1.7/16”
KC10J-12-36	19	3/4”	12	M36x1,5	38	1,50	16	0,63	41	1,614	1.5/8”
KC10J-16-36	25	1”	16	M36x1,5	39,1	1,54	16	0,63	41	1,614	1.5/8”
KC10J-16-45	25	1”	16	M45x1,5	40	1,57	16	0,63	50	1,969	2”

 © Intertraco (Italia) S.p.A. All rights are reserved

FOR MULTISPIRAL AND WIRE BRAID HOSES - NO SKIVE
PER TUBI 4 SPIRALI E TRECCIATI - NO SKIVE
FÜR MULTISPIRAL- UND GEFLECHTSCHLÄUCHE - NO SKIVE
PARA MANGUERA MULTIESPIRAL Y DE UNA O DOS MALLAS SIN PELADURA

BSPT MT10J

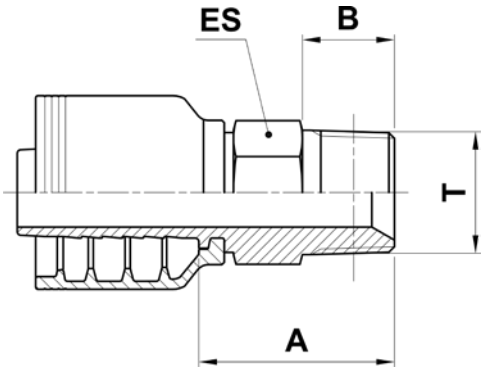

BSPT TAPERED MALE - 60° CONE
MASCHIO BSP CONICO SV. 60°
BSPT AUSSENGWINDE 60° KONE
MACHO FIJO BSPT CONO 60°

CODE CODICE BEST.-NR CODIGO	Ø HOSE Ø TUBO Ø SCHLAUCH Ø MANGUERA			T	A		B		ES		
	DN	INCH	SIZE		[mm]	[in]	[mm]	[in]	[mm]	[in]	[in]
MT10J-06-04	10	3/8”	06	1/4” - 19	24,5	0,96	14	0,55	14	0,551	9/16”
MT10J-06-06	10	3/8”	06	3/8” - 19	29	1,14	15	0,59	19	0,748	3/4”
MT10J-06-08	10	3/8”	06	1/2” - 14	32	1,26	18	0,71	22	0,866	7/8”
MT10J-08-08	12	1/2”	08	1/2” - 14	33,2	1,31	18	0,71	22	0,866	7/8”
MT10J-10-10	16	5/8”	10	5/8” - 14	33	1,30	16	0,63	24	0,945	15/16”
MT10J-12-12	19	3/4”	12	3/4” - 14	39	1,54	20	0,79	27	1,063	1.1/16”
MT10J-12-16	19	3/4”	12	1” - 11	47	1,85	23	0,91	36	1,417	1.7/16”
MT10J-16-16	25	1”	16	1” - 11	47	1,85	23	0,91	36	1,417	1.7/16”
MT10J-20-16	31	1.1/4”	20	1” - 11	50,9	2,00	23	0,91	41	1,614	1.5/8”
MT10J-20-20	31	1.1/4”	20	1.1/4” - 11	52,9	2,08	25	0,98	46	1,811	1.13/16”
MT10J-24-24	38	1.1/2”	24	1.1/2” - 11	53	2,09	28	1,10	50	1,969	2”
MT10J-32-32	51	2”	32	2” - 11	56,7	2,23	28	1,10	60	2,362	2.3/8”

© Intertraco (Italia) S.p.A. All rights are reserved - 135

BSP MB10J

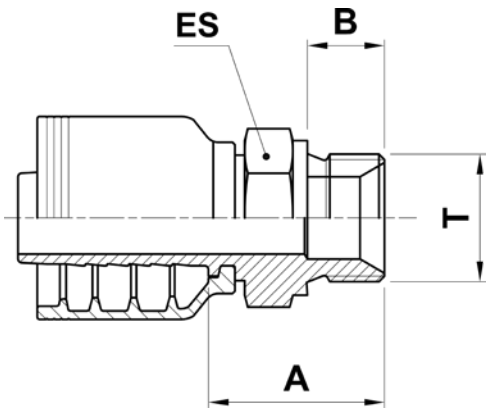

BSP MALE 60° CONE

MASCHIO BSP CILINDRICO SV. 60°

AGR BSP-ANSCHLUSSSTUTZEN 60° KONUS MIT BSP AG

MACHO FIJO BSP CONO 60°

CODE CODICE BEST.-NR CODIGO	Ø HOSE Ø TUBO Ø SCHLAUCH Ø MANGUERA			T	A		B		ES		
	DN	INCH	SIZE		[mm]	[in]	[mm]	[in]	[mm]	[in]	[in]
MB10J-06-06	10	3/8”	06	3/8” - 19	28,5	1,12	12	0,47	22	0,866	7/8”
MB10J-06-08	10	3/8”	06	1/2” - 14	33,5	1,32	14	0,55	27	1,063	1.1/16”
MB10J-08-08	12	1/2”	08	1/2” - 14	34,7	1,37	14	0,55	27	1,063	1.1/16”
MB10J-10-10	16	5/8”	10	5/8” - 14	33,5	1,32	16	0,63	30	1,181	1.3/16”
MB10J-10-12	16	5/8”	10	3/4” - 14	36	1,42	16	0,63	32	1,260	1.1/4”
MB10J-12-12	19	3/4”	12	3/4” - 14	38	1,50	16	0,63	32	1,260	1.1/4”
MB10J-16-16	25	1”	16	1” - 11	42	1,65	19	0,75	41	1,614	1.5/8”
MB10J-20-20	31	1.1/4”	20	1.1/4” - 11	50,9	2,00	20	0,79	50	1,969	2”
MB10J-24-24	38	1.1/2”	24	1.1/2” - 11	50	1,97	22	0,87	55	2,165	2.3/16”
MB10J-32-32	51	2”	32	2” - 11	61,2	2,41	25	0,98	70	2,756	2.3/4”

 © Intertraco (Italia) S.p.A. All rights are reserved

J

FOR MULTISPIRAL AND WIRE BRAID HOSES - NO SKIVE
PER TUBI 4 SPIRALI E TRECCIATI - NO SKIVE
FÜR MULTISPIRAL- UND GEFLECHTSCHLÄUCHE - NO SKIVE
PARA MANGUERA MULTIESPIRAL Y DE UNA O DOS MALLAS SIN PELADURA

BSP FB11J · FB12J · FB13J

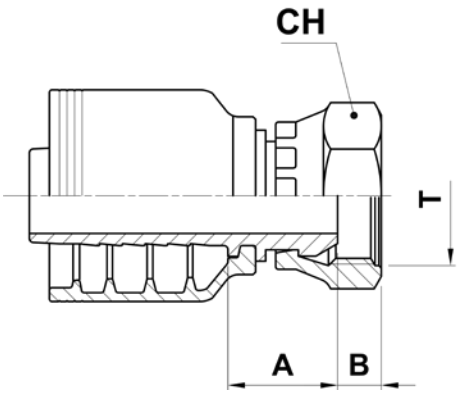

BSP FEMALE SWIVEL 60° CONE

FEMMINA BSP DIRITTA CONO 60°

DKR BSP DICHTKOPF 60° KONUS BSP GEWINDE

HEMBRA GIRATORIA RECTA BSP CONO 60°

CODE CODICE BEST.-NR CODIGO	Ø HOSE Ø TUBO Ø SCHLAUCH Ø MANGUERA			T	A		B		CH		
	DN	INCH	SIZE		[mm]	[in]	[mm]	[in]	[mm]	[in]	[in]
FB13J-06-06	10	3/8”	06	3/8” - 19	18,5	0,73	6	0,24	22	0,866	7/8”
FB13J-06-08	10	3/8”	06	1/2” - 14	20,5	0,81	6,5	0,26	27	1,063	1.1/16”
FB13J-08-08	12	1/2”	08	1/2” - 14	21,8	0,86	6,5	0,26	27	1,063	1.1/16”
FB11J-08-10	12	1/2”	08	5/8” - 14	19,3	0,76	9,5	0,37	27	1,063	1.1/16”
FB11J-10-10	16	5/8”	10	5/8” - 14	18,8	0,74	9,5	0,37	27	1,063	1.1/16”
FB11J-10-12	16	5/8”	10	3/4” - 14	21,3	0,84	8,7	0,34	32	1,260	1.1/4”
FB11J-12-12	19	3/4”	12	3/4” - 14	23,3	0,92	8,7	0,34	32	1,260	1.1/4”
FB12J-12-16	19	3/4”	12	1” - 11	29,5	1,16	10,5	0,41	38	1,496	1.1/2”
FB12J-16-16	25	1”	16	1” - 11	28,5	1,12	10,5	0,41	38	1,496	1.1/2”
FB12J-16-20	25	1”	16	1.1/4” - 11	28,5	1,12	10	0,39	50	1,969	2”
FB12J-20-16	31	1.1/4”	20	1” - 11	31	1,22	10,5	0,41	38	1,496	1.1/2”
FB12J-20-20	31	1.1/4”	20	1.1/4” - 11	36,8	1,45	10	0,39	50	1,969	2”
FB12J-24-24	38	1.1/2”	24	1.1/2” - 11	35,8	1,41	12	0,47	55	2,165	2.3/16”
FB12J-32-32	51	2”	32	2” - 11	37,6	1,48	16	0,63	70	2,756	2.3/4”

NUT TYPE TIPO DI DADO HUTTER TYP TIPO DE TUERCA	FB11	FB12	FB13
	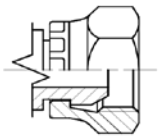	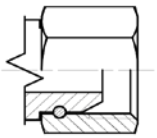	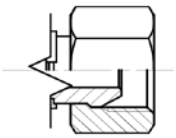

© Intertraco (Italia) S.p.A. All rights are reserved

J

FOR MULTISPIRAL AND WIRE BRAID HOSES - NO SKIVE
PER TUBI 4 SPIRALI E TRECCIATI - NO SKIVE
FÜR MULTISPIRAL- UND GEFLECHTSCHLÄUCHE - NO SKIVE
PARA MANGUERA MULTIESPIRAL Y DE UNA O DOS MALLAS SIN PELADURA

BSP FB41J · FB42J · FB43J

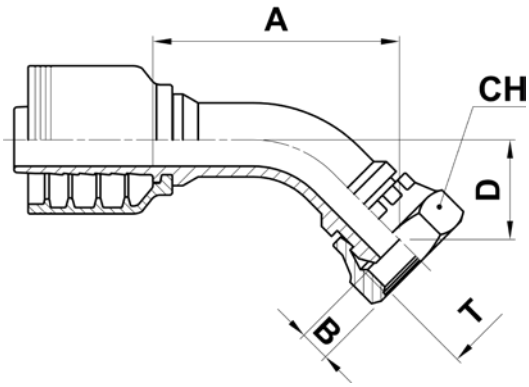

BSP FEMALE SWIVEL 60° CONE 45° ELBOW

FEMMINA BSP 45° CONO 60°

DKR 45° - 60° KONUS

HEMBRA GIRATORIA A 45° BSP CONO 60°

CODE CODICE BEST.-NR CODIGO	Ø HOSE Ø TUBO Ø SCHLAUCH Ø MANGUERA			T	A		B		D		CH		
	DN	INCH	SIZE		[mm]	[in]	[mm]	[in]	[mm]	[in]	[mm]	[in]	[in]
FB43J-06-06	10	3/8”	06	3/8” - 19	37,6	1,48	6	0,24	14,7	0,58	22	0,866	7/8”
FB43J-06-08	10	3/8”	06	1/2” - 14	49	1,93	6,5	0,26	16	0,63	27	1,063	1.1/16”
FB43J-08-08	12	1/2”	08	1/2” - 14	47,2	1,86	6,5	0,26	18	0,71	27	1,063	1.1/16”
FB41J-10-10	16	5/8”	10	5/8” - 14	60,5	2,38	9,5	0,37	23,3	0,92	27	1,063	1.1/16”
FB41J-10-12	16	5/8”	10	3/4” - 14	64	2,52	8,7	0,34	26,9	1,06	32	1,260	1.1/4”
FB41J-12-12	19	3/4”	12	3/4” - 14	67,4	2,66	8,7	0,34	20,2	0,79	32	1,260	1.1/4”
FB42J-16-16	25	1”	16	1” - 11	83,6	3,29	10,5	0,41	33,8	1,33	38	1,496	1.1/2”
FB42J-20-20	31	1.1/4”	20	1.1/4” - 11	99	3,90	10	0,39	37,5	1,48	50	1,969	2”
FB42J-24-24	38	1.1/2”	24	1.1/2” - 11	132,4	5,21	12	0,47	51,5	2,03	55	2,165	2.3/16”
FB42J-32-32	51	2”	32	2” - 11	147,5	5,81	16	0,63	60	2,36	70	2,756	2.3/4”

NUT TYPE
TIPO DI DADO
HUTTER TYP
TIPO DE TUERCA

FB41

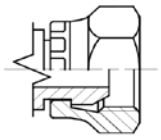

FB42

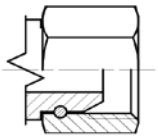

FB43

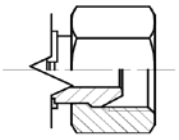

 © Intertraco (Italia) S.p.A. All rights are reserved

intertraco

J

FOR MULTISPIRAL AND WIRE BRAID HOSES - NO SKIVE
PER TUBI 4 SPIRALI E TRECCIATI - NO SKIVE
FÜR MULTISPIRAL- UND GEFLECHTSCHLÄUCHE - NO SKIVE
PARA MANGUERA MULTIESPIRAL Y DE UNA O DOS MALLAS SIN PELADURA

BSP FB91J · FB92J · FB93J

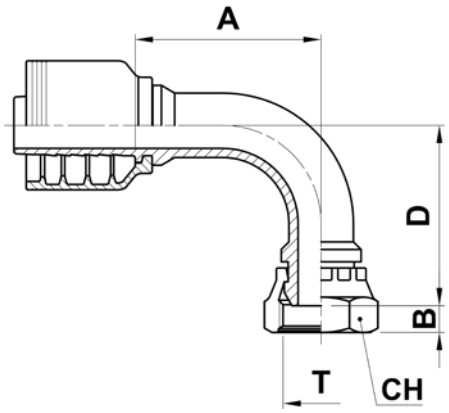

BSP FEMALE SWIVEL 60° CONE 90° ELBOW

FEMMINA BSP 90° CONO 60°

DKR 90° - 60° KONUS

HEMBRA GIRATORIA A 90° BSP CONO 60°

CODE CODICE BEST.-NR CODIGO	Ø HOSE Ø TUBO Ø SCHLAUCH Ø MANGUERA			T	A		B		D		CH		
	DN	INCH	SIZE		[mm]	[in]	[mm]	[in]	[mm]	[in]	[mm]	[in]	[in]
FB93J-06-06	10	3/8”	06	3/8” - 19	31,5	1,24	6	0,24	29,5	1,16	22	0,866	7/8”
FB93J-06-08	10	3/8”	06	1/2” - 14	30,3	1,19	6,5	0,26	31	1,22	27	1,063	1.1/16”
FB93J-08-08	12	1/2”	08	1/2” - 14	42,2	1,66	6,5	0,26	36,5	1,44	27	1,063	1.1/16”
FB91J-10-10	16	5/8”	10	5/8” - 14	54	2,13	9,5	0,37	50	1,97	27	1,063	1.1/16”
FB91J-10-12	16	5/8”	10	3/4” - 14	54	2,13	8,7	0,34	55	2,17	32	1,260	1.1/4”
FB91J-12-12	19	3/4”	12	3/4” - 14	56	2,20	8,7	0,34	55	2,17	32	1,260	1.1/4”
FB92J-12-16	19	3/4”	12	1” - 11	60,5	2,38	10,5	0,41	64	2,52	38	1,496	1.1/2”
FB92J-16-16	25	1”	16	1” - 11	72	2,83	10,5	0,41	71	2,80	38	1,496	1.1/2”
FB92J-20-20	31	1.1/4”	20	1.1/4” - 11	86,5	3,41	10	0,39	77	3,03	50	1,969	2”
FB92J-24-24	38	1.1/2”	24	1.1/2” - 11	114	4,49	12	0,47	108	4,25	55	2,165	2.3/16”
FB92J-32-32	51	2”	32	2” - 11	130	5,12	16	0,63	128	5,04	70	2,756	2.3/4”

NUT TYPE
TIPO DI DADO
HUTTER TYP
TIPO DE TUERCA

FB91

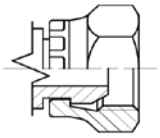

FB92

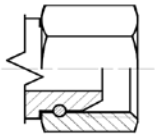

FB93

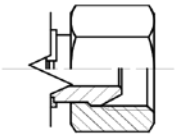

© Intertraco (Italia) S.p.A. All rights are reserved - 139

BSP FO13J · FO12J

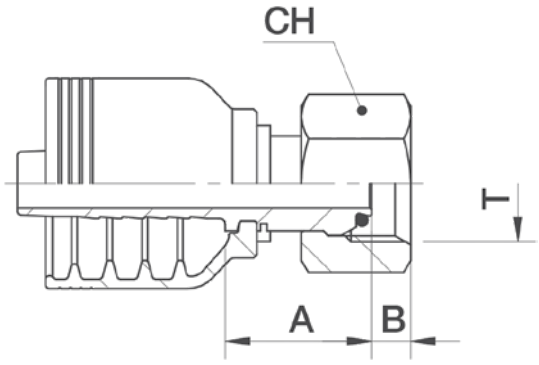

BSP O-RING FEMALE SWIVEL 60° CONE

FEMMINA BSP DIRITTA O-RING CONO 60°

DKR BSP DICHTKEGEL MIT O-RING 60° KONUS

HEMBRA GIRATORIA RECTA BSP CONO 60° CON JUNTA TORICA 60°

CODE CODICE BEST.-NR CODIGO	Ø HOSE Ø TUBO Ø SCHLAUCH Ø MANGUERA			T	A		B		CH		
	DN	INCH	SIZE		[mm]	[in]	[mm]	[in]	[mm]	[in]	[in]
FO13J-06-06	10	3/8"	06	3/8" - 19	19	0,75	6,1	0,24	22	0,866	7/8"
FO13J-08-08	12	1/2"	08	1/2" - 14	21	0,83	6,5	0,26	27	1,063	1.1/16"
FO12J-10-10	16	5/8"	10	5/8" - 14	21,5	0,85	9,5	0,37	30	1,181	1.3/16"
FO12J-12-12	19	3/4"	12	3/4" - 14	23,8	0,94	8,7	0,34	32	1,260	1.1/4"
FO12J-16-16	25	1"	16	1" - 11	28,5	1,12	10,5	0,41	38	1,496	1.1/2"
FO12J-20-20	31	1.1/4"	20	1.1/4" - 11	35	1,38	10	0,39	50	1,969	2"
FO12J-24-24	38	1.1/2"	24	1.1/2" - 11	35,8	1,41	12	0,47	55	2,165	2.3/16"
FO12J-32-32	51	2"	32	2" - 11	39,8	1,57	16	0,63	70	2,756	2.3/4"

NUT TYPE TIPO DI DADO HUTTER TYP TIPO DE TUERCA	FO12	FO13
	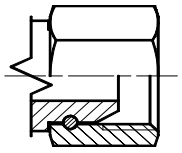	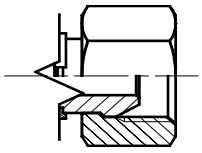

 © Intertraco (Italia) S.p.A. All rights are reserved

intertraco

J

FOR MULTISPIRAL AND WIRE BRAID HOSES - NO SKIVE
PER TUBI 4 SPIRALI E TRECCIATI - NO SKIVE
FÜR MULTISPIRAL- UND GEFLECHTSCHLÄUCHE - NO SKIVE
PARA MANGUERA MULTIESPIRAL Y DE UNA O DOS MALLAS SIN PELADURA

BSP F043J · F042J

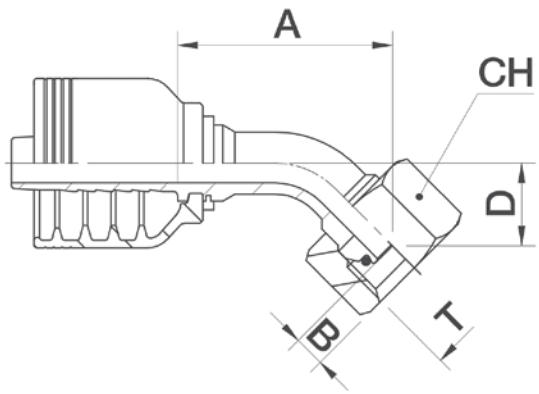

BSP O-RING FEMALE SWIVEL 60° CONE - 45° ELBOW

FEMMINA BSP 45° O-RING CONO 60°

DKR 45° BSP DICHTKEGEL MIT O-RING 60° KONUS

HEMBRA GIRATORIA A 45° BSP CONO 60° CON JUNTA TORICA 60°

CODE CODICE BEST.-NR CODIGO	Ø HOSE Ø TUBO Ø SCHLAUCH Ø MANGUERA			T	A		B		D		CH		
	DN	INCH	SIZE		[mm]	[in]	[mm]	[in]	[mm]	[in]	[mm]	[in]	[in]
FO43J-06-06	10	3/8"	06	3/8" - 19	37,7	1,48	6,1	0,24	15	0,59	22	0,866	7/8"
FO43J-08-08	12	1/2"	08	1/2" - 14	46	1,81	6,5	0,26	18	0,71	27	1,063	1.1/16"
FO42J-10-10	16	5/8"	10	5/8" - 14	63	2,48	9,5	0,37	26	1,02	30	1,181	1.3/16"
FO42J-12-12	19	3/4"	12	3/4" - 14	69	2,72	8,7	0,34	28,3	1,11	32	1,260	1.1/4"
FO42J-16-16	25	1"	16	1" - 11	83,6	3,29	10,5	0,41	33,8	1,33	38	1,496	1.1/2"
FO42J-20-20	31	1.1/4"	20	1.1/4" - 11	97,5	3,84	10	0,39	36,3	1,43	50	1,969	2"
FO42J-24-24	38	1.1/2"	24	1.1/2" - 11	119	4,69	12	0,47	49,2	1,94	55	2,165	2.3/16"
FO42J-32-32	51	2"	32	2" - 11	141,5	5,57	16	0,63	59,6	2,35	70	2,756	2.3/4"

NUT TYPE
TIPO DI DADO
HUTTER TYP
TIPO DE TUERCA

FO42

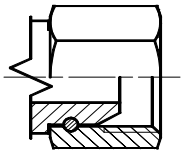

FO43

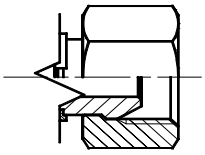

© Intertraco (Italia) S.p.A. All rights are reserved - 141

BSP FO93J · FO92J

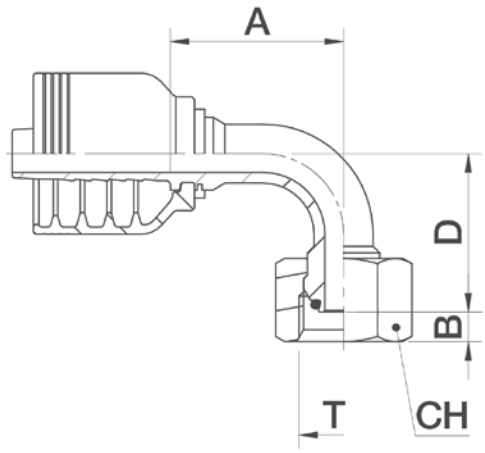

BSP O-RING FEMALE SWIVEL 60° CONE - 90° ELBOW

FEMMINA BSP 90° CONO 60° SEDE O-RING

DKR 90° BSP DICHTKEGEL MIT O-RING 60° KONUS

HEMBRA GIRATORIA A 90° BSP CONO 60° CON JUNTA TORICA 60°

CODE CODICE BEST.-NR CODIGO	Ø HOSE Ø TUBO Ø SCHLAUCH Ø MANGUERA			T	A		B		D		CH		
	DN	INCH	SIZE		[mm]	[in]	[mm]	[in]	[mm]	[in]	[mm]	[in]	[in]
FO93J-06-06	10	3/8"	06	3/8" - 19	31,5	1,24	6,1	0,24	30	1,18	22	0,866	7/8"
FO93J-08-08	12	1/2"	08	1/2" - 14	37,3	1,47	6,5	0,26	36	1,42	27	1,063	1.1/16"
FO92J-10-10	16	5/8"	10	5/8" - 14	54	2,13	9,5	0,37	53,5	2,10	30	1,181	1.3/16"
FO92J-12-12	19	3/4"	12	3/4" - 14	55,5	2,20	8,7	0,34	57	2,24	32	1,260	1.1/4"
FO92J-16-16	25	1"	16	1" - 11	72	2,83	10,5	0,41	71	2,80	38	1,496	1.1/2"
FO92J-20-20	31	1.1/4"	20	1.1/4" - 11	82,5	3,25	10	0,39	77	3,03	50	1,969	2"
FO92J-24-24	38	1.1/2"	24	1.1/2" - 11	102	4,02	12	0,47	100	3,94	55	2,165	2.3/16"
FO92J-32-32	51	2"	32	2" - 11	132	5,20	16	0,63	128	5,04	70	2,756	2.3/4"

NUT TYPE TIPO DI DADO HUTTER TYP TIPO DE TUERCA	FO92	FO93
	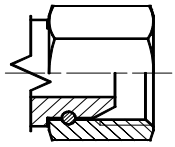	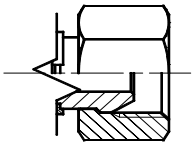

 © Intertraco (Italia) S.p.A. All rights are reserved

BSP KM91J

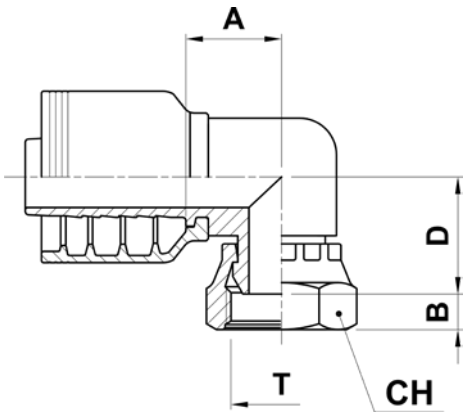

BSP FEMALE SWIVEL 60° CONE 90° ELBOW (COMPACT FORGED)

FEMMINA BSP COMPATTA 90° CONO 60°

DKR BSP-DICHTKOPF KOMPAKT 90° UNF-GEWINDE 60° KONUS

HEMBRA GIRATORIA A 90° COMPACTA BSP CONO 60°

CODE CODICE BEST.-NR CODIGO	Ø HOSE Ø TUBO Ø SCHLAUCH Ø MANGUERA			T	A		B		D		CH		
	DN	INCH	SIZE		[mm]	[in]	[mm]	[in]	[mm]	[in]	[mm]	[in]	[in]
KM91J-06-06	10	3/8”	06	3/8” - 19	21,5	0,85	5,7	0,22	25,5	1,00	22	0,866	7/8”
KM91J-10-10	16	5/8”	10	5/8” - 14	22,5	0,89	9	0,35	27	1,06	30	1,181	1.3/16”
KM91J-12-12	19	3/4”	12	3/4” - 14	28,5	1,12	8,7	0,34	32,8	1,29	32	1,260	1.1/4”
KM91J-16-16	25	1”	16	1” - 11	32	1,26	10,5	0,41	34,5	1,36	41	1,614	1.5/8”

© Intertraco (Italia) S.p.A. All rights are reserved

BSP FP11J · FP12J

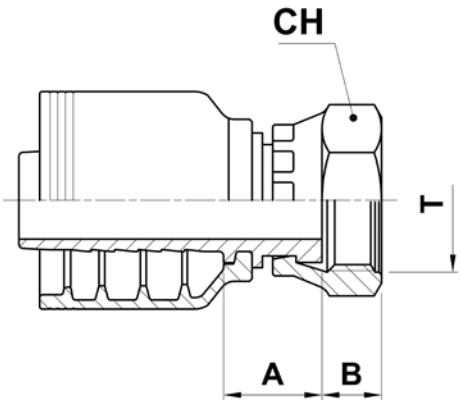

BSP FLAT FACE FEMALE SWIVEL

FEMMINA BSP FACCIA PIANA DIRITTA

BSP FLACHDICHTEND BSP GEWINDE

HEMBRA GIRATORIA RECTA BSP CON ASIENTO PLANO

CODE CODICE BEST.-NR CODIGO	Ø HOSE Ø TUBO Ø SCHLAUCH Ø MANGUERA			T	A		B		CH		
	DN	INCH	SIZE		[mm]	[in]	[mm]	[in]	[mm]	[in]	[in]
FP11J-06-06	10	3/8”	06	3/8” - 19	15,5	0,61	9	0,35	22	0,866	7/8”
FP11J-06-08	10	3/8”	06	1/2” - 14	16	0,63	10,5	0,41	27	1,063	1.1/16”
FP11J-12-12	19	3/4”	12	3/4” - 14	20,5	0,81	11,5	0,45	32	1,260	1.1/4”
FP12J-16-16	25	1”	16	1” - 11	26	1,02	13	0,51	38	1,496	1.1/2”

NUT TYPE TIPO DI DADO HUTTER TYP TIPO DE TUERCA	FP11	FP12
		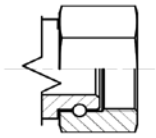

 © Intertraco (Italia) S.p.A. All rights are reserved

BSP BB10J

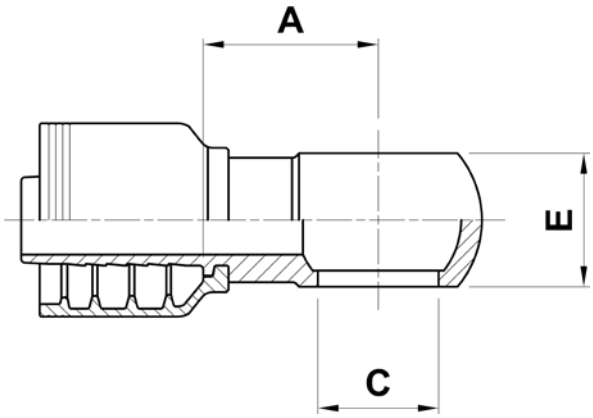

BSP BANJO

BANJO BSP

RINGNIPPEL BSP

ORIENTABLE BANJO BSP

CODE CODICE BEST.-NR CODIGO	Ø HOSE Ø TUBO Ø SCHLAUCH Ø MANGUERA			T	A		C		E	
	DN	INCH	SIZE		[mm]	[in]	[mm]	[in]	[mm]	[in]
BB10J-06-06	10	3/8”	06	3/8” - 19	24	0,94	16,8	0,66	18	0,71
BB10J-06-08	10	3/8”	06	1/2” - 14	26	1,02	21	0,83	22	0,87
BB10J-10-10	16	5/8”	10	5/8” - 14	28	1,10	23,1	0,91	24	0,94
BB10J-12-12	19	3/4”	12	3/4” - 14	38	1,50	26,5	1,04	29	1,14
BB10J-16-16	25	1”	16	1” - 11	46,1	1,81	33,5	1,32	37	1,46

© Intertraco (Italia) S.p.A. All rights are reserved

METRIC ML10J

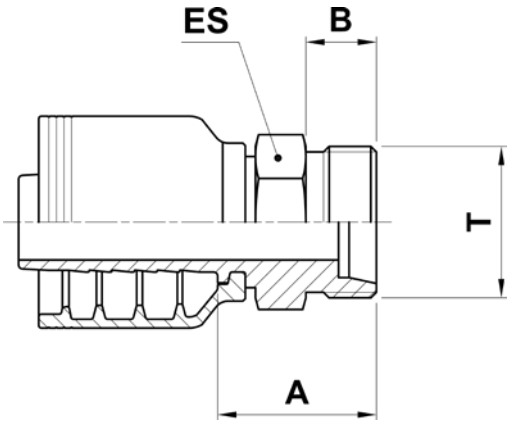

METRIC LIGHT MALE (24° CONE SEAT)

MASCHIO METRICO SV. 24° SERIE LEGGERA

CEL GEWINDEZAPFEN LEICHTE REIHE 24° KONUS

MACHO FIJO METRIC CONO 24° SERIE LIGERA

CODE CODICE BEST.-NR CODIGO	Ø HOSE Ø TUBO Ø SCHLAUCH Ø MANGUERA			T	PIPE	A		B		ES		
	DN	INCH	SIZE			[mm]	[in]	[mm]	[in]	[mm]	[in]	[in]
ML10J-06-16	10	3/8”	06	M16X1,5	L10	24,5	0,96	11	0,43	17	0,669	11/16”
ML10J-06-18	10	3/8”	06	M18X1,5	L12	25	0,98	11	0,43	19	0,748	3/4”
ML10J-06-22	10	3/8”	06	M22X1,5	L15	26	1,02	12	0,47	22	0,866	7/8”
ML10J-08-22	12	1/2”	08	M22X1,5	L15	27,2	1,07	12	0,47	22	0,866	7/8”
ML10J-10-26	16	5/8”	10	M26X1,5	L18	29	1,14	12	0,47	27	1,063	1.1/16”
ML10J-12-30	19	3/4”	12	M30X2	L22	35	1,38	14	0,55	30	1,181	1.3/16”
ML10J-16-36	25	1”	16	M36X2	L28	34	1,34	14	0,55	36	1,417	1.7/16”
ML10J-20-45	31	1.1/4”	20	M45X2	L35	43	1,69	16	0,63	46	1,811	1.13/16”
ML10J-24-52	38	1.1/2”	24	M52X2	L42	44	1,73	16	0,63	55	2,165	2.3/16”

 © Intertraco (Italia) S.p.A. All rights are reserved

METRIC FL13J

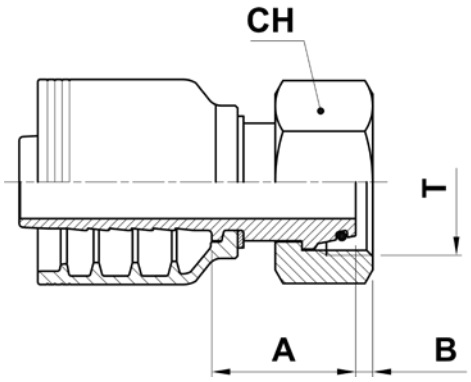

METRIC LIGHT FEMALE SWIVEL (24° CONE SEAT)

FEMMINA METRICA DIRITTA O-RING CONO 24° SERIE LEGGERA

DKOL DICHTKEGEL MIT O-RING LEICHTE REIHE 24° KONUS

HEMBRA GIRATORIA RECTA METRICA CONO 24° SERIE LIGERA

CODE CODICE BEST.-NR CODIGO	Ø HOSE Ø TUBO Ø SCHLAUCH Ø MANGUERA			T	PIPE	A		B		CH		
	DN	INCH	SIZE			[mm]	[in]	[mm]	[in]	[mm]	[in]	⬡[in]
FL12J-06-16	10	3/8”	06	M16X1,5	L10	23	0,91	3,5	0,14	19	0,748	3/4”
FL13J-06-18	10	3/8”	06	M18X1,5	L12	26	1,02	1,5	0,06	22	0,866	7/8”
FL13J-06-22	10	3/8”	06	M22X1,5	L15	27,5	1,08	2,5	0,10	27	1,063	1.1/16”
FL13J-08-22	12	1/2”	08	M22X1,5	L15	29,8	1,17	2,5	0,10	27	1,063	1.1/16”
FL13J-10-26	16	5/8”	10	M26X1,5	L18	29	1,14	2	0,08	32	1,260	1.1/4”
FL13J-12-30	19	3/4”	12	M30X2	L22	27	1,06	3,5	0,14	36	1,417	1.7/16”
FL13J-16-36	25	1”	16	M36X2	L28	32	1,26	3,5	0,14	41	1,614	1.5/8”
FL13J-20-45	31	1.1/4”	20	M45X2	L35	41,4	1,63	2	0,08	50	1,969	2”
FL13J-24-52	38	1.1/2”	24	M52X2	L42	39,5	1,56	3	0,12	60	2,362	2.3/8”

© Intertraco (Italia) S.p.A. All rights are reserved - 147

METRIC FL43J

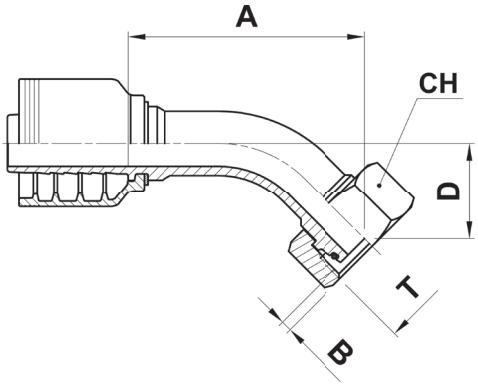

METRIC LIGHT FEMALE SWIVEL 45° ELBOW (24° CONE SEAT)

FEMMINA METRICA 45° O-RING CONO 24° SERIE LEGGERA

DKOL 45° - 24° KONUS

HEMBRA GIRATORIA A 45° METRICA CONO 24° SERIE LIGERA

CODE CODICE BEST.-NR CODIGO	Ø HOSE Ø TUBO Ø SCHLAUCH Ø MANGUERA			T	PIPE	A		B		D		CH		
	DN	INCH	SIZE			[mm]	[in]	[mm]	[in]	[mm]	[in]	[mm]	[in]	[in]
FL42J-06-16	10	3/8”	06	M16X1,5	L10	54,8	2,16	3,5	0,14	20,5	0,81	19	0,748	3/4”
FL43J-06-18	10	3/8”	06	M18X1,5	L12	46,5	1,83	1,5	0,06	19	0,75	22	0,866	7/8”
FL43J-10-26	16	5/8”	10	M26X1,5	L18	62,5	2,46	2	0,08	25,5	1,00	32	1,260	1.1/4”
FL43J-12-30	19	3/4”	12	M30X2	L22	76,7	3,02	3,5	0,14	32	1,26	36	1,417	1.7/16”
FL43J-16-36	25	1”	16	M36X2	L28	90,5	3,56	3,5	0,14	35,5	1,40	41	1,614	1.5/8”
FL43J-20-45	31	1.1/4”	20	M45X2	L35	104,5	4,11	2	0,08	42	1,65	50	1,969	2”
FL43J-24-52	38	1.1/2”	24	M52X2	L42	122	4,80	3	0,12	59	2,32	60	2,362	2.3/8”

 © Intertraco (Italia) S.p.A. All rights are reserved

METRIC FL93J

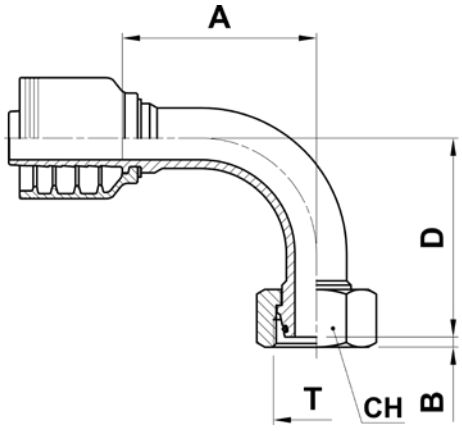

METRIC LIGHT FEMALE SWIVEL 90° ELBOW (24° CONE SEAT)

FEMMINA METRICA 90° O-RING CONO 24° SERIE LEGGERA

DKOL 90° - 24° KONUS

HEMBRA GIRATORIA A 90° METRICA CONO 24° SERIE LIGERA

CODE CODICE BEST.-NR CODIGO	Ø HOSE Ø TUBO Ø SCHLAUCH Ø MANGUERA			T	PIPE	A		B		D		CH		
	DN	INCH	SIZE			[mm]	[in]	[mm]	[in]	[mm]	[in]	[mm]	[in]	[in]
FL92J-06-16	10	3/8”	06	M16X1,5	L10	37	1,46	1,5	0,06	37	1,46	19	0,748	3/4”
FL93J-06-18	10	3/8”	06	M18X1,5	L12	30,5	1,20	1,5	0,06	36	1,42	22	0,866	7/8”
FL93J-08-22	12	1/2”	08	M22X1,5	L15	40,8	1,61	2,5	0,10	45	1,77	27	1,063	1.1/16”
FL93J-10-26	16	5/8”	10	M26X1,5	L18	54	2,13	2	0,08	53	2,09	32	1,260	1.1/4”
FL93J-12-30	19	3/4”	12	M30X2	L22	72,7	2,86	3,5	0,14	67,5	2,66	36	1,417	1.7/16”
FL93J-16-36	25	1”	16	M36X2	L28	78,6	3,09	3,5	0,14	75	2,95	41	1,614	1.5/8”
FL93J-20-45	31	1.1/4”	20	M45X2	L35	86,5	3,41	2	0,08	83	3,27	50	1,969	2”
FL93J-24-52	38	1.1/2”	24	M52X2	L42	116,3	4,58	3	0,12	103,5	4,07	60	2,362	2.3/8”

© Intertraco (Italia) S.p.A. All rights are reserved - 149

METRIC MS10J

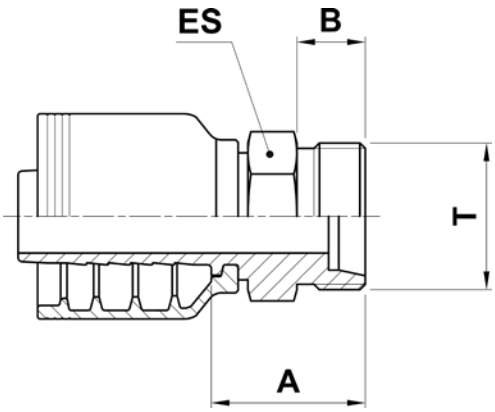

METRIC HEAVY MALE (24° CONE SEAT)

MASCHIO METRICO SV. 24° SERIE PESANTE 24° SERIE LEGGERA

CES GEWINDEZAPFEN SCHWERE REIHE 24° KONUS

MACHO FIJO METRICO CONO 24° SERIE PESADA

CODE CODICE BEST.-NR CODIGO	Ø HOSE Ø TUBO Ø SCHLAUCH Ø MANGUERA			T	PIPE	A		B		ES		
	DN	INCH	SIZE			[mm]	[in]	[mm]	[in]	[mm]	[in]	[in]
MS10J-06-18	10	3/8”	06	M18X1,5	S10	26	1,02	12	0,47	19	0,748	3/4”
MS10J-06-20	10	3/8”	06	M20X1,5	S12	26	1,02	12	0,47	22	0,866	7/8”
MS10J-06-22	10	3/8”	06	M22X1,5	S14	28	1,10	14	0,55	22	0,866	7/8”
MS10J-06-24	10	3/8”	06	M24X1,5	S16	28	1,10	14	0,55	24	0,945	15/16”
MS10J-08-24	12	1/2”	08	M24X1,5	S16	29,2	1,15	14	0,55	24	0,945	15/16”
MS10J-10-30	16	5/8”	10	M30X2	S20	33	1,30	16	0,63	30	1,181	1.3/16”
MS10J-12-30	19	3/4”	12	M30X2	S20	35	1,38	16	0,63	30	1,181	1.3/16”
MS10J-12-36	19	3/4”	12	M36X2	S25	38	1,50	18	0,71	36	1,417	1.7/16”
MS10J-16-36	25	1”	16	M36X2	S25	38	1,50	18	0,71	36	1,417	1.7/16”
MS10J-16-42	25	1”	16	M42X2	S30	41	1,61	20	0,79	46	1,811	1.13/16”
MS10J-20-52	31	1.1/4”	20	M52X2	S38	49,9	1,96	22	0,87	55	2,165	2.3/16”
MS10J-24-52	38	1.1/2”	24	M52X2	S38	50	1,97	22	0,87	55	2,165	2.3/16”

 © Intertraco (Italia) S.p.A. All rights are reserved

METRIC FS13J

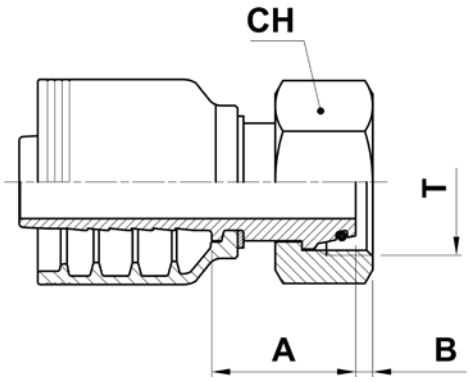

METRIC HEAVY FEMALE SWIVEL (24° CONE SEAT)

FEMMINA METRICA DIRITTA O-RING CONO 24° SERIE PESANTE

DKOS DICHTKEGEL MIT O-RING SCHWERE REIHE 24° KONUS

HEMBRA GIRATORIA RECTA METRICA CONO 24° SERIE PESADA

CODE CODICE BEST.-NR CODIGO	Ø HOSE Ø TUBO Ø SCHLAUCH Ø MANGUERA			T	PIPE	A		B		CH		
	DN	INCH	SIZE			[mm]	[in]	[mm]	[in]	[mm]	[in]	[in]
FS13J-06-20	10	3/8”	06	M20X1,5	S12	25,5	1,00	2	0,08	24	0,945	15/16”
FS13J-06-22	10	3/8”	06	M22X1,5	S14	28,5	1,12	4	0,16	27	1,063	1.1/16”
FS13J-08-24	12	1/2”	08	M24X1,5	S16	32,8	1,29	3	0,12	30	1,181	1.3/16”
FS13J-10-30	16	5/8”	10	M30X2	S20	34	1,34	3,5	0,14	36	1,417	1.7/16”
FS13J-12-30	19	3/4”	12	M30X2	S20	34.5	1,36	3,5	0,14	36	1,417	1.7/16”
FS13J-12-36	19	3/4”	12	M36X2	S25	39,5	1,56	3	0,12	46	1,811	1.13/16”
FS13J-16-36	25	1”	16	M36X2	S25	42	1,65	3	0,12	46	1,811	1.13/16”
FS13J-16-42	25	1”	16	M42X2	S30	44,6	1,76	6	0,24	50	1,969	2”
FS13J-20-52	31	1.1/4”	20	M52X2	S38	48,9	1,93	6,5	0,26	60	2,362	2.3/8”
FS13J-24-52	38	1.1/2”	24	M52X2	S38	48	1,89	6,5	0,26	60	2,362	2.3/8”

© Intertraco (Italia) S.p.A. All rights are reserved - 151

METRIC FS43J

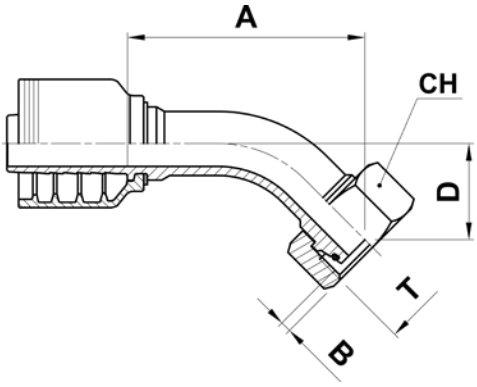

METRIC HEAVY FEMALE SWIVEL 45° ELBOW (24° CONE SEAT)

FEMMINA METRICA 45° O-RING CONO 24° SERIE PESANTE

DKOS 45° - 24° KONUS

HEMBRA GIRATORIA A 45° METRICA CONO 24° SERIE PESADA

CODE CODICE BEST.-NR CODIGO	Ø HOSE Ø TUBO Ø SCHLAUCH Ø MANGUERA			T	PIPE	A		B		D		CH		
	DN	INCH	SIZE			[mm]	[in]	[mm]	[in]	[mm]	[in]	[mm]	[in]	[in]
FS43J-06-20	10	3/8”	06	M20X1,5	S12	42	1,65	2	0,08	19,2	0,76	24	0,945	15/16”
FS43J-06-22	10	3/8”	06	M22X1,5	S14	49,5	1,95	4	0,16	23,4	0,92	27	1,063	1.1/16”
FS43J-08-24	12	1/2”	08	M24X1,5	S16	55,7	2,19	3	0,12	26	1,02	30	1,181	1.3/16”
FS43J-10-30	16	5/8”	10	M30X2	S20	59	2,32	3,5	0,14	26	1,02	36	1,417	1.7/16”
FS43J-12-36	19	3/4”	12	M36X2	S25	82,7	3,26	3	0,12	34,5	1,36	46	1,811	1.13/16”
FS43J-16-42	25	1”	16	M42X2	S30	89	3,50	6	0,24	37	1,45	50	1,969	2”
FS43J-20-52	31	1.1/4”	20	M52X2	S38	123,3	4,85	6,5	0,26	45,6	1,80	60	2,362	2.3/8”
FS43J-24-52	38	1.1/2”	24	M52X2	S38	127,6	5,02	6,5	0,26	48,3	1,90	60	2,362	2.3/8”

 © Intertraco (Italia) S.p.A. All rights are reserved

METRIC FS93J

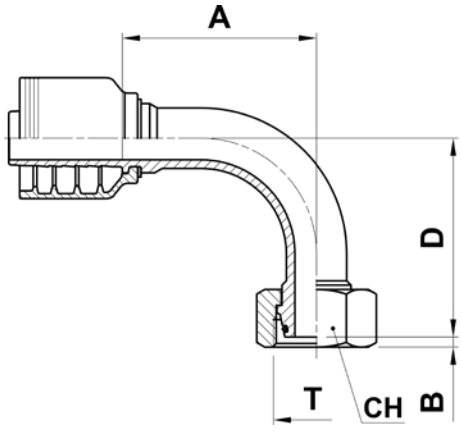

METRIC HEAVY FEMALE SWIVEL - 90° ELBOW (24° CONE SEAT)

FEMMINA METRICA 90° O-RING CONO 24° SERIE PESANTE

DKOS 90° - 24° KONUS

HEMBRA GIRATORIA A 90° METRICA CONO 24° SERIE PESADA

CODE CODICE BEST.-NR CODIGO	Ø HOSE Ø TUBO Ø SCHLAUCH Ø MANGUERA			T	PIPE	A		B		D		CH		
	DN	INCH	SIZE			[mm]	[in]	[mm]	[in]	[mm]	[in]	[mm]	[in]	[in]
FS93J-06-20	10	3/8”	06	M20X1,5	S12	30,5	1,20	2	0,08	36	1,42	24	0,945	15/16”
FS93J-06-22	10	3/8”	06	M22X1,5	S14	38,5	1,52	4	0,16	46	1,81	27	1,063	1.1/16”
FS93J-08-24	12	1/2”	08	M24X1,5	S16	38,9	1,53	3	0,12	42,5	1,67	30	1,181	1.3/16”
FS93J-10-30	16	5/8”	10	M30X2	S20	52	2,05	3,5	0,14	53,5	2,11	36	1,417	1.7/16”
FS93J-12-30	19	3/4”	12	M30X2	S20	55,5	2,19	3,5	0,14	57	2,24	36	1,417	1.7/16”
FS93J-12-36	19	3/4”	12	M36X2	S25	73,7	2,90	3	0,12	72,5	2,85	46	1,811	1.13/16”
FS93J-16-36	25	1”	16	M36X2	S25	79	3,11	3	0,12	75	2,95	46	1,811	1.13/16”
FS93J-16-42	25	1”	16	M42X2	S30	74	2,91	6	0,24	75	2.95	50	1,969	2”
FS93J-20-52	31	1.1/4”	20	M52X2	S38	95,6	3,76	6,5	0,26	104	4,09	60	2,362	2.3/8”
FS93J-24-52	38	1.1/2”	24	M52X2	S38	104	4,09	6,5	0,26	94	3,70	60	2,362	2.3/8”

© Intertraco (Italia) S.p.A. All rights are reserved - 153

METRIC BM10J

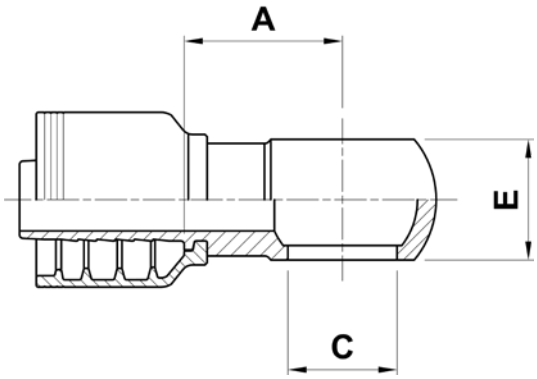

METRIC BANJO
BANJO METRICO
RINGNIPPEL METRISCH
ORIENTABLE BANJO METRICO

CODE CODICE BEST.-NR CODIGO	Ø HOSE Ø TUBO Ø SCHLAUCH Ø MANGUERA			T	A		C		E	
	DN	INCH	SIZE		[mm]	[in]	[mm]	[in]	[mm]	[in]
BM10J-06-14	10	3/8”	06	M14X1,5	24	0,94	14,2	0,56	14	0,55
BM10J-06-16	10	3/8”	06	M16X1,5	24	0,94	16,2	0,64	18	0,71
BM10J-06-18	10	3/8”	06	M18X1,5	27,5	1,08	18,2	0,72	20	0,79
BM10J-06-22	10	3/8”	06	M22X1,5	26,5	1,04	22,2	0,87	22	0,87
BM10J-10-22	16	5/8”	10	M22X1,5	28	1,10	22,2	0,87	22	0,87
BM10J-12-26	19	3/4”	12	M26X1,5	38	1,50	26,2	1,03	29	1,14
BM10J-16-30	25	1”	16	M30X1,5	46,1	1,81	30,2	1,19	37	1,46

 © Intertraco (Italia) S.p.A. All rights are reserved

SAE 3000 CODE 61 AX10J

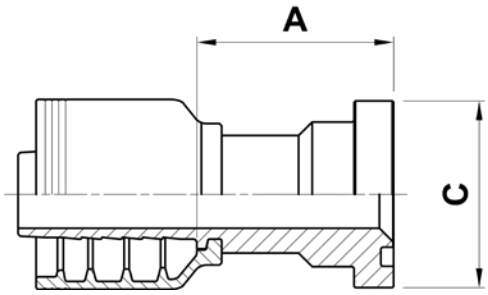

SAE 3000 CODE 61 STRAIGHT FLANGE

FLANGIA DIRITTA SAE 3000

SFL GERADE

BRIDA RECTA SAE 3000 PSI

CODE CODICE BEST.-NR CODIGO	Ø HOSE Ø TUBO Ø SCHLAUCH Ø MANGUERA			FLANGE	A		C	
	DN	INCH	SIZE		[mm]	[in]	[mm]	[in]
AX10J-08-08	12	1/2”	08	1/2”	38,7	1,52	30,2	1,19
AX10J-08-12	12	1/2”	08	3/4”	39,7	1,56	38	1,50
AX10J-10-12	16	5/8”	10	3/4”	39	1,54	38	1,50
AX10J-12-12	19	3/4”	12	3/4”	39,5	1,56	38	1,50
AX10J-12-16	19	3/4”	12	1”	46	1,81	44,4	1,75
AX10J-12-20	19	3/4”	12	1.1/4”	47	1,85	50,8	2,00
AX10J-16-16	25	1”	16	1”	47,5	1,87	44,4	1,75
AX10J-16-20	25	1”	16	1.1/4”	48,5	1,91	44,4	1,75
AX10J-16-24	25	1”	16	1.1/2”	53	2,09	60,3	2,37
AX10J-20-16	31	1.1/4”	20	1”	51,4	2,02	44,5	1,75
AX10J-20-20	31	1.1/4”	20	1.1/4”	51,4	2,02	50,8	2,00
AX10J-20-24	31	1.1/4”	20	1.1/2”	54,9	2,16	60,3	2,37
AX10J-20-32	31	1.1/4”	20	2”	76,4	3,01	71,4	2,81
AX10J-24-24	38	1.1/2”	24	1.1/2”	53	2,09	60,3	2,37
AX10J-24-32	38	1.1/2”	24	2”	74,5	2,93	71,4	2,81
AX10J-32-32	51	2”	32	2”	76,2	3,00	71,4	2,81
AX10J-32-40	51	2”	32	2.1/2”	78,5	3,09	84,1	3,31
AX10J-40-40	63	2.1/2”	40	2.1/2”	90	3,54	84,1	3,31
AX10J-40-48	63	2.1/2”	40	3”	90	3,54	101,6	4,00

© Intertraco (Italia) S.p.A. All rights are reserved - 155

SAE 3000 CODE 61 AX10J-L

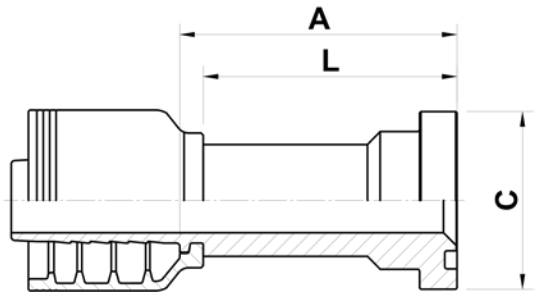

SAE 3000 CODE 61 STRAIGHT FLANGE (LONG REACH VERSION)

FLANGIA DIRITTA SAE 3000 VERSIONE LUNGA

SFL GERADE (LANGE VERSION)

BRIDA RECTA SAE 3000 PSI (CODO LARGO)

CODE CODICE BEST.-NR CODIGO	Ø HOSE Ø TUBO Ø SCHLAUCH Ø MANGUERA			FLANGE	A		C		L	
	DN	INCH	SIZE		[mm]	[in]	[mm]	[in]	[mm]	[in]
AX10J-12-12-65	19	3/4”	12	3/4”	72	2,83	38	1,50	65	2,56
AX10J-12-16-64	19	3/4”	12	1”	71	2,80	44,5	1,75	64	2,52
AX10J-16-16-65	25	1”	16	1”	74	2,91	44,5	1,75	65	2,56
AX10J-16-20-73	25	1”	16	1.1/4”	80	3,15	50,8	2,00	73	2,87
AX10J-20-20-57	31	1.1/4”	20	1.1/4”	66,9	2,63	50,8	2,00	57	2,24
AX10J-20-20-73	31	1.1/4”	20	1.1/4”	82,9	3,26	50,8	2,00	73	2,87
AX10J-24-24-83	38	1.1/2”	24	1.1/2”	91	3,58	60,3	2,37	83	3,27
AX10J-32-32-88	51	2”	32	2”	97,7	3,85	71,4	2,81	88	3,46

 © Intertraco (Italia) S.p.A. All rights are reserved

SAE 3000 CODE 61 AX20J

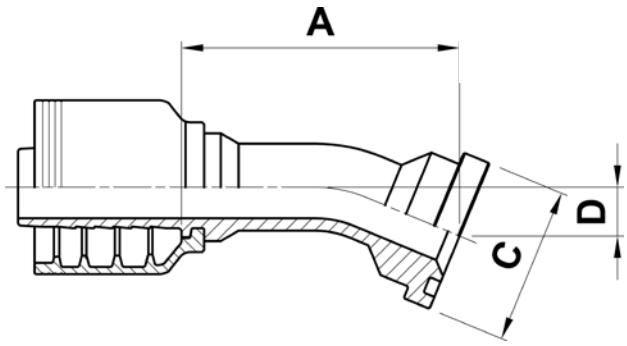

SAE 3000 CODE 61 - 22,5° ELBOW FLANGE

FLANGIA 22,5° SAE 3000

SFL 22,5° BOGENARMATUR SAE 3000

BRIDA A 22,5° SAE 3000 PSI

CODE CODICE BEST.-NR CODIGO	Ø HOSE Ø TUBO Ø SCHLAUCH Ø MANGUERA			FLANGE	A		C		D	
	DN	INCH	SIZE		[mm]	[in]	[mm]	[in]	[mm]	[in]
AX20J-08-08	12	1/2”	08	1/2”	55,3	2,18	30,2	1,19	10,2	0,40
AX20J-08-12	12	1/2”	08	3/4”	59,9	2,36	38	1,50	12,2	0,48
AX20J-12-12	19	3/4”	12	3/4”	68,9	2,71	38	1,50	12,7	0,50
AX20J-12-16	19	3/4”	12	1”	65,9	2,60	44,4	1,75	13,3	0,52
AX20J-16-16	25	1”	16	1”	72	2,83	44,4	1,75	11,5	0,45
AX20J-16-20	25	1”	16	1.1/4”	74	2,91	50,8	2,00	12,6	0,50
AX20J-20-20	31	1.1/4”	20	1.1/4”	81,5	3,21	50,8	2,00	13,5	0,53
AX20J-20-24	31	1.1/4”	20	1.1/2”	86	3,39	60,3	2,37	13,5	0,53
AX20J-24-24	38	1.1/2”	24	1.1/2”	99	3,90	60,3	2,37	16	0,63
AX20J-24-32	38	1.1/2”	24	2”	99	3,90	71,4	2,81	15,5	0,61
AX20J-32-32	51	2”	32	2”	146,7	5,78	71,4	2,81	23	0,91
AX20J-32-40	51	2”	32	2.1/2”	105	4,13	84,1	3,31	26,6	1,05
AX20J-40-40	63	2.1/2”	40	2.1/2”	105	4,13	84,1	3,31	18,6	0,73
AX20J-40-48	63	2.1/2”	40	3”	105	4,13	101,6	4,00	18,6	0,73

© Intertraco (Italia) S.p.A. All rights are reserved - 157

SAE 3000 CODE 61 AX30J

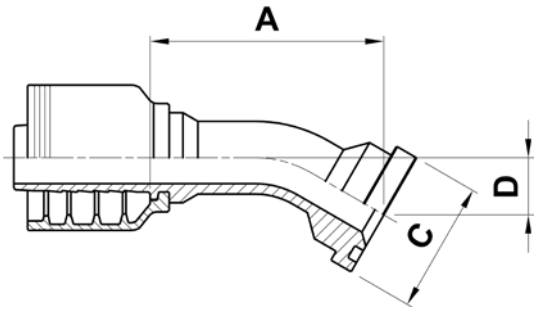

SAE 3000 CODE 61 - 30° ELBOW FLANGE

FLANGIA 30° SAE 3000

SFL 30° BOGENARMATUR

BRIDA A 30° SAE 3000 PSI

CODE CODICE BEST.-NR CODIGO	Ø HOSE Ø TUBO Ø SCHLAUCH Ø MANGUERA			FLANGE	A		C		D	
	DN	INCH	SIZE		[mm]	[in]	[mm]	[in]	[mm]	[in]
AX30J-08-08	12	1/2”	08	1/2”	55,6	2,19	30,2	1,19	14,2	0,56
AX30J-08-12	12	1/2”	08	3/4”	60,1	2,37	38	1,50	16,7	0,66
AX30J-12-12	19	3/4”	12	3/4”	68,7	2,70	38	1,50	17,6	0,69
AX30J-12-16	19	3/4”	12	1”	67,1	2,64	44,4	1,75	18,4	0,72
AX30J-16-16	25	1”	16	1”	77	3,03	44,4	1,75	16,5	0,65
AX30J-16-20	25	1”	16	1.1/4”	74	2,91	50,8	2,00	18	0,71
AX30J-20-20	31	1.1/4”	20	1.1/4”	84	3,31	50,8	2,00	19	0,75
AX30J-20-24	31	1.1/4”	20	1.1/2”	90	3,54	60,3	2,37	19	0,75
AX30J-24-24	38	1.1/2”	24	1.1/2”	103	4,06	60,3	2,37	22,5	0,89
AX30J-24-32	38	1.1/2”	24	2”	103	4,06	71,4	2,81	22,5	0,89
AX30J-32-32	51	2”	32	2.1/2”	140,3	5,52	71,4	2,81	32	1,26
AX30J-40-40	63	2.1/2”	40	3”	114,4	4,50	84,1	3,31	27,7	1,09

 © Intertraco (Italia) S.p.A. All rights are reserved

SAE 3000 CODE 61 AX30J-L

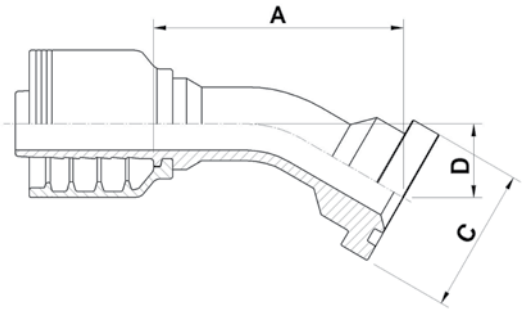

SAE 3000 CODE 61 - 30° ELBOW FLANGE (LONG DROP)

FLANGIA 30° SAE 3000 (VERSIONE ALTA)

SFL 30° BOGENARMATUR

BRIDA A 30° SAE 3000 PSI (CODO LARGO)

CODE CODICE BEST.-NR CODIGO	Ø HOSE Ø TUBO Ø SCHLAUCH Ø MANGUERA			FLANGE	A		C		D	
	DN	INCH	SIZE		[mm]	[in]	[mm]	[in]	[mm]	[in]
AX30J-48-48-28	76	3”	48	3”	116,9	4,60	101,6	4,00	28,2	1,11
AX30J-48-48-79	76	3”	48	3”	149,3	5,88	101,6	4,00	79,4	3,13

© Intertraco (Italia) S.p.A. All rights are reserved - 159

SAE 3000 CODE 61 AX40J

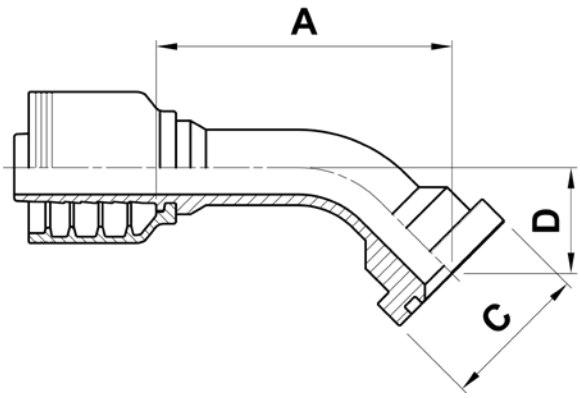

SAE 3000 CODE 61 - 45° ELBOW FLANGE

FLANGIA 45° SAE 3000

SFL 45° BOGENARMATUR

BRIDA A 45° SAE 3000 PSI

CODE CODICE BEST.-NR CODIGO	Ø HOSE Ø TUBO Ø SCHLAUCH Ø MANGUERA			FLANGE	A		C		D	
	DN	INCH	SIZE		[mm]	[in]	[mm]	[in]	[mm]	[in]
AX40J-08-08	12	1/2”	08	1/2”	56	2,20	30,2	1,19	22,6	0,89
AX40J-08-12	12	1/2”	08	3/4”	64,7	2,55	38	1,50	26,1	1,03
AX40J-10-12	16	5/8”	10	3/4”	63	2,48	38	1,50	26,7	1,05
AX40J-12-12	19	3/4”	12	3/4”	68,5	2,70	38	1,50	27,9	1,10
AX40J-12-16	19	3/4”	12	1”	70,5	2,77	44,4	1,75	29	1,14
AX40J-12-20	19	3/4”	12	1.1/4”	70,5	2,78	50,8	2,00	30,6	1,20
AX40J-16-16	25	1”	16	1”	74,4	2,93	44,4	1,75	27	1,06
AX40J-16-20	25	1”	16	1.1/4”	76,2	3,00	50,8	2,00	29	1,14
AX40J-20-16	31	1.1/4”	20	1”	115,5	4,55	44,4	1,75	43,8	1,72
AX40J-20-20	31	1.1/4”	20	1.1/4”	89	3,50	50,8	2,00	31	1,22
AX40J-20-24	31	1.1/4”	20	1.1/2”	91,8	3,61	60,3	2,37	31	1,22
AX40J-24-24	38	1.1/2”	24	1.1/2”	100	3,94	60,3	2,37	36,5	1,44
AX40J-24-32	38	1.1/2”	24	2”	105	4,13	71,4	2,81	36,5	1,44
AX40J-32-24	51	2”	32	1.1/2”	122,3	4,81	60,3	2,37	36,6	1,44
AX40J-32-32	51	2”	32	2”	142,3	5,60	71,4	2,81	53	2,09
AX40J-32-40	51	2”	32	2.1/2”	160,3	6,31	84,1	3,31	61	2,40
AX40J-40-40	63	2.1/2”	40	2.1/2”	134,4	5,29	84,1	3,31	49	1,93
AX40J-40-48	63	2.1/2”	40	3”	134,4	5,29	101,6	4,00	49	1,93

 © Intertraco (Italia) S.p.A. All rights are reserved

SAE 3000 CODE 61 AX40J-L

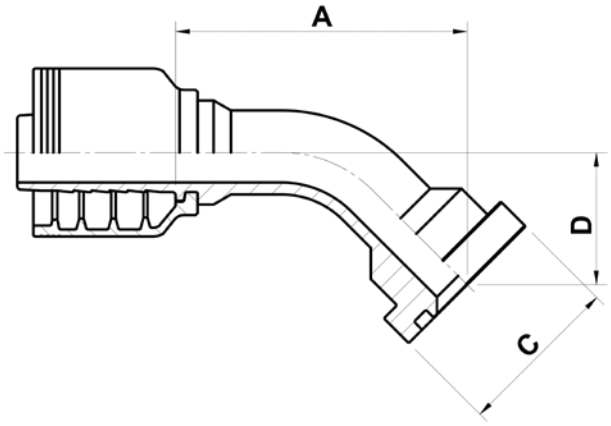

SAE 3000 CODE 61 - 45° ELBOW FLANGE (LONG DROP)

FLANGIA 45° SAE 3000 (VERSIONE ALTA)

SFL 45° BOGENARMATUR SONDER-SL

BRIDA A 45° SAE 3000 PSI (CODO LARGO)

CODE CODICE BEST.-NR CODIGO	Ø HOSE Ø TUBO Ø SCHLAUCH Ø MANGUERA			FLANGE	A		C		D	
	DN	INCH	SIZE		[mm]	[in]	[mm]	[in]	[mm]	[in]
AX40J-48-48-54	76	3”	48	3”	142,4	5,61	101,6	4,00	54,1	2,13

© Intertraco (Italia) S.p.A. All rights are reserved - 161

SAE 3000 CODE 61 AX60J

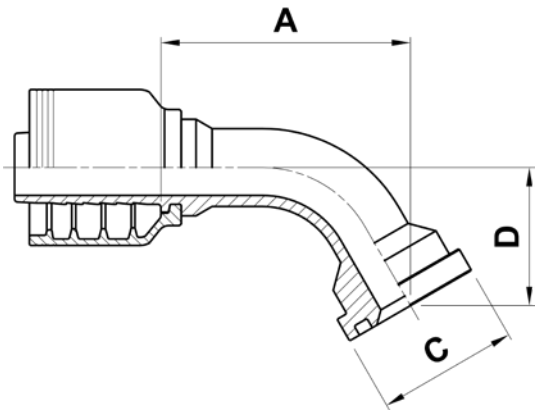

SAE 3000 CODE 61 - 60° ELBOW FLANGE

FLANGIA 60° SAE 3000

SFL 60° BOGENARMATUR

BRIDA A 60° SAE 3000 PSI

CODE CODICE BEST.-NR CODIGO	Ø HOSE Ø TUBO Ø SCHLAUCH Ø MANGUERA			FLANGE	A		C		D	
	DN	INCH	SIZE		[mm]	[in]	[mm]	[in]	[mm]	[in]
AX60J-08-08	12	1/2”	08	1/2”	70,7	2,78	30,2	1,19	30,2	1,19
AX60J-08-12	12	1/2”	08	3/4”	73,2	2,88	38	1,50	34,5	1,36
AX60J-12-12	19	3/4”	12	3/4”	69,3	2,73	38	1,50	38,3	1,51
AX60J-12-16	19	3/4”	12	1”	66,5	2,62	44,4	1,75	39,6	1,56
AX60J-12-20	19	3/4”	12	1.1/4”	76,5	3,01	50,8	2,00	42	1,65
AX60J-16-16	25	1”	16	1”	78,7	3,10	44,4	1,75	40	1,58
AX60J-16-20	25	1”	16	1.1/4”	84	3,31	50,8	2,00	40	1,57
AX60J-20-20	31	1.1/4”	20	1.1/4”	97,8	3,85	50,8	2,00	44	1,73
AX60J-20-24	31	1.1/4”	20	1.1/2”	97,8	3,85	60,3	2,37	44	1,73
AX60J-24-24	38	1.1/2”	24	1.1/2”	114	4,49	60,3	2,37	52	2,05
AX60J-24-32	38	1.1/2”	24	2”	112	4,41	71,4	2,81	55,5	2,19
AX60J-32-32	51	2”	32	2”	157,3	6,19	71,4	2,81	76	2,99
AX60J-40-40	63	2.1/2”	40	2.1/2”	138,3	5,44	84,1	3,31	73,4	2,89
AX60J-40-48	63	2.1/2”	40	3”	138,3	5,44	101,6	4,00	73,4	2,89

 © Intertraco (Italia) S.p.A. All rights are reserved

SAE 3000 CODE 61 AX70J

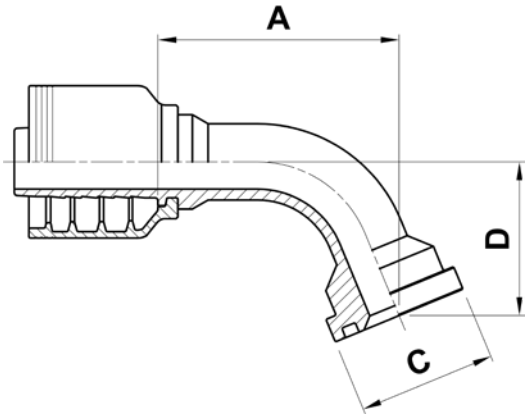

SAE 3000 CODE 61 - 67,5° ELBOW FLANGE

FLANGIA 67,5° SAE 3000

SFL 67,5° BOGENARMATUR

BRIDA A 67,5° SAE 3000 PSI

CODE CODICE BEST.-NR CODIGO	Ø HOSE Ø TUBO Ø SCHLAUCH Ø MANGUERA			FLANGE	A		C		D	
	DN	INCH	SIZE		[mm]	[in]	[mm]	[in]	[mm]	[in]
AX70J-08-08	12	1/2”	08	1/2”	66,2	2,61	30,2	1,19	34,2	1,35
AX70J-08-12	12	1/2”	08	3/4”	68,2	2,69	30,2	1,19	38,8	1,53
AX70J-12-12	19	3/4”	12	3/4”	62,8	2,47	38	1,50	40,6	1,60
AX70J-12-16	19	3/4”	12	1”	64,5	2,54	44,4	1,75	44,7	1,76
AX70J-16-16	25	1”	16	1”	76	2,99	44,4	1,75	46	1,81
AX70J-16-20	25	1”	16	1.1/4”	81	3,19	50,8	2,00	45,6	1,80
AX70J-20-20	31	1.1/4”	20	1.1/4”	85,6	3,37	50,8	2,00	50	1,97
AX70J-20-24	31	1.1/4”	20	1.1/2”	95,6	3,76	60,3	2,37	50	1,97
AX70J-24-24	38	1.1/2”	24	1.1/2”	108,5	4,27	60,3	2,37	59,5	2,34
AX70J-24-32	38	1.1/2”	24	2”	111	4,37	71,4	2,81	63	2,48
AX70J-32-32	51	2”	32	2”	155,3	6,11	71,4	2,81	87,5	3,44
AX70J-40-40	63	2.1/2”	40	2.1/2”	140,4	5,53	84,1	3,31	86,3	3,40
AX70J-40-48	63	2.1/2”	40	3”	140,4	5,53	101,6	4,00	86,3	3,40

© Intertraco (Italia) S.p.A. All rights are reserved - 163

SAE 3000 CODE 61 AX90J

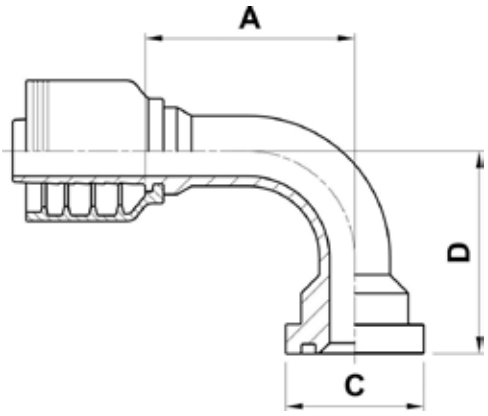

SAE 3000 CODE 61 - 90° ELBOW FLANGE

FLANGIA 90° SAE 3000

SFL 90° BOGENARMATUR

BRIDA A 90° SAE 3000 PSI

CODE CODICE BEST.-NR CODIGO	Ø HOSE Ø TUBO Ø SCHLAUCH Ø MANGUERA			FLANGE	A		C		D	
	DN	INCH	SIZE		[mm]	[in]	[mm]	[in]	[mm]	[in]
AX90J-08-08	12	1/2”	08	1/2”	50,8	2,00	30,2	1,19	45	1,77
AX90J-08-12	12	1/2”	08	3/4”	50,8	2,00	38	1,50	50	1,97
AX90J-10-12	16	5/8”	10	3/4”	55,5	2,19	38	1,50	55	2,17
AX90J-12-12	19	3/4”	12	3/4”	55,5	2,19	38	1,50	56,5	2,22
AX90J-12-16	19	3/4”	12	1”	55,5	2,19	44,4	1,75	58	2,28
AX90J-12-20	19	3/4”	12	1.1/4”	62,2	2,45	50,8	2,00	62	2,44
AX90J-16-16	25	1”	16	1”	70	2,76	44,4	1,75	61	2,40
AX90J-16-20	25	1”	16	1.1/4”	69,9	2,75	50,8	2,00	61	2,40
AX90J-16-24	25	1”	16	1.1/2”	79	3,11	60,3	2,37	73	2,87
AX90J-20-16	31	1.1/4”	20	1”	104	4,09	44,4	1,75	93	3,66
AX90J-20-20	31	1.1/4”	20	1.1/4”	87	3,43	50,8	2,00	69,2	2,72
AX90J-20-24	31	1.1/4”	20	1.1/2”	87	3,43	60,3	2,37	69,2	2,72
AX90J-24-24	38	1.1/2”	24	1.1/2”	104	4,09	60,3	2,37	81	3,19
AX90J-24-32	38	1.1/2”	24	2”	102	4,02	71,4	2,81	85	3,35
AX90J-32-24	51	2”	32	1.1/2”	121,3	4,78	60,3	2,37	81	3,19
AX90J-32-32	51	2”	32	2”	132,3	5,21	71,4	2,81	123	4,84
AX90J-32-40	51	2”	32	2.1/2”	142	5,59	84,1	3,31	132	5,20
AX90J-40-40	63	2.1/2”	40	2.1/2”	136,2	5,36	84,1	3,31	125	4,92
AX90J-40-48	63	2.1/2”	40	3”	136,2	5,36	101,6	4,00	125	4,92

 © Intertraco (Italia) S.p.A. All rights are reserved

© Intertraco (Italia) S.p.A. All rights are reserved

SAE 3000 CODE 61 AX90J-L

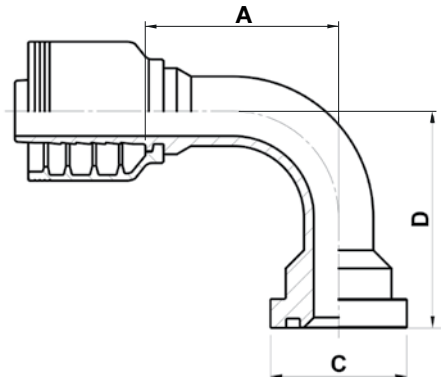

SAE 3000 CODE 61 - 90° ELBOW FLANGE (LONG DROP)

FLANGIA 90° SAE 3000 (VERSIONE LUNGA)

SFL 90° BOGENARMATUR SONDER-SL

BRIDA A 90° SAE 3000 PSI (CODO LARGO)

CODE CODICE BEST.-NR CODIGO	Ø HOSE Ø TUBO Ø SCHLAUCH Ø MANGUERA			FLANGE	A		C		D	
	DN	INCH	SIZE		[mm]	[in]	[mm]	[in]	[mm]	[in]
AX90J-12-12-95	19	3/4”	12	3/4”	62,2	2,45	38	1,50	95	3,74
AX90J-12-12-100	19	3/4”	12	3/4”	62,2	2,45	38	1,50	100	3,94
AX90J-12-12-125	19	3/4”	12	3/4”	62,2	2,45	38	1,50	125	4,92
AX90J-12-16-100	19	3/4”	12	1”	61,2	2,41	44,4	1,75	100	3,94
AX90J-12-16-120	19	3/4”	12	1”	61,2	2,41	44,4	1,75	120	4,72
AX90J-16-16-120	25	1”	16	1”	70	2,76	44,4	1,75	120	4,72
AX90J-16-20-120	25	1”	16	1.1/4”	75	2,95	50,8	2,00	120	4,72
AX90J-16-24-107	25	1”	16	1.1/2”	79	3,11	60,3	2,37	107	4,21
AX90J-20-20-100	31	1.1/4”	20	1.1/4”	87	3,43	50,8	2,00	100	3,94
AX90J-20-20-120	31	1.1/4”	20	1.1/4”	87	3,43	50,8	2,00	120	4,72
AX90J-20-20-130	31	1.1/4”	20	1.1/4”	87	3,43	50,8	2,00	130	5,12
AX90J-20-20-170	31	1.1/4”	20	1.1/4”	87	3,43	50,8	2,00	170	6,69
AX90J-20-24-117	31	1.1/4”	20	1.1/2”	87	3,43	60,3	2,37	117	4,61
AX90J-20-24-130	31	1.1/4”	20	1.1/2”	87	3,43	60,3	2,37	130	5,12
AX90J-20-24-170	31	1.1/4”	20	1.1/2”	89	3,50	60,3	2,37	170	6,69
AX90J-24-24-150	38	1.1/2”	24	1.1/2”	104	4,09	60,3	2,37	150	5,91
AX90J-24-24-170	38	1.1/2”	24	1.1/2”	104	4,09	60,3	2,37	170	6,69
AX90J-24-24-200	38	1.1/2”	24	1.1/2”	104	4,09	60,3	2,37	200	7,87
AX90J-24-32-114	38	1.1/2”	24	2”	106	4,17	71,4	2,81	114	4,49

 © Intertraco (Italia) S.p.A. All rights are reserved

J

FOR MULTISPIRAL AND WIRE BRAID HOSES - NO SKIVE
PER TUBI 4 SPIRALI E TRECCIATI - NO SKIVE
FÜR MULTISPIRAL- UND GEFLECHTSCHLÄUCHE - NO SKIVE
PARA MANGUERA MULTIESPIRAL Y DE UNA O DOS MALLAS SIN PELADURA

CODE CODICE BEST.-NR CODIGO	Ø HOSE Ø TUBO Ø SCHLAUCH Ø MANGUERA			FLANGE	A		C		D	
	DN	INCH	SIZE		[mm]	[in]	[mm]	[in]	[mm]	[in]
AX90J-24-32-171	38	1.1/2”	24	2”	106	4,17	71,4	2,81	171	6,73
AX90J-32-32-165	51	2”	32	2”	137,2	5,40	71,4	2,81	165	6,50
AX90J-32-32-203	51	2”	32	2”	132,3	5,21	71,4	2,81	203	7,99
AX90J-48-48-140	76	3”	48	3”	151,8	5,98	101,6	4,00	140	5,51

© Intertraco (Italia) S.p.A. All rights are reserved - 167

SAE 3000 CODE 61 AX100J

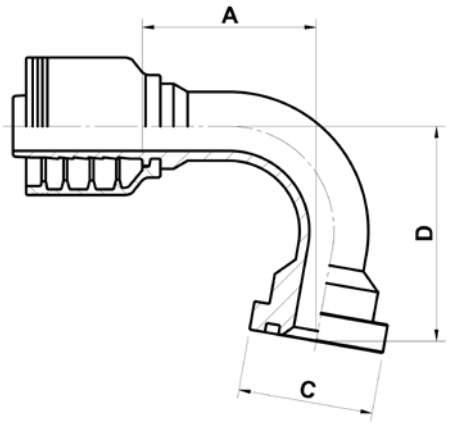

SAE 3000 CODE 61 - 100° ELBOW FLANGE

FLANGIA 100° SAE 3000

SFL 100 ° BOGENARMATUR

BRIDA A 100° SAE 3000 PSI

CODE CODICE BEST.-NR CODIGO	Ø HOSE Ø TUBO Ø SCHLAUCH Ø MANGUERA			FLANGE	A		C		D	
	DN	INCH	SIZE		[mm]	[in]	[mm]	[in]	[mm]	[in]
AX100J-12-12	19	3/4”	12	3/4”	59,2	2,33	38	1,50	61,6	2,43
AX100J-12-16	19	3/4”	12	1”	57,4	2,26	44,5	1,75	64,7	2,55

 © Intertraco (Italia) S.p.A. All rights are reserved

SAE 3000 CODE 61 AX110J

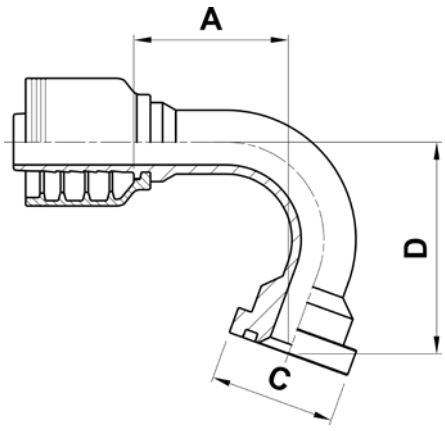

SAE 3000 CODE 61 - 110° ELBOW FLANGE

FLANGIA 110° SAE 3000

SFL 110° BOGENARMATUR

BRIDA A 110° SAE 3000 PSI

CODE CODICE BEST.-NR CODIGO	Ø HOSE Ø TUBO Ø SCHLAUCH Ø MANGUERA			FLANGE	A		C		D	
	DN	INCH	SIZE		[mm]	[in]	[mm]	[in]	[mm]	[in]
AX110J-12-12	19	3/4”	12	3/4”	52	2,05	38	1,50	66	2,60
AX110J-16-16	25	1”	16	1”	84	3,31	44,4	1,75	78	3,07
AX110J-20-20	31	1.1/4”	20	1.1/4”	76	2,99	50,8	2,00	81,5	3,21
AX110J-20-24	31	1.1/4”	20	1.1/2”	76	2,99	60,3	2,37	81,5	3,21
AX110J-24-24	38	1.1/2”	24	1.1/2”	90	3,54	60,3	2,37	96,5	3,80
AX110J-32-32	51	2”	32	2”	116,5	4,59	71,4	2,81	145	5,71

© Intertraco (Italia) S.p.A. All rights are reserved - 169

SAE 3000 CODE 61 AX110J-L

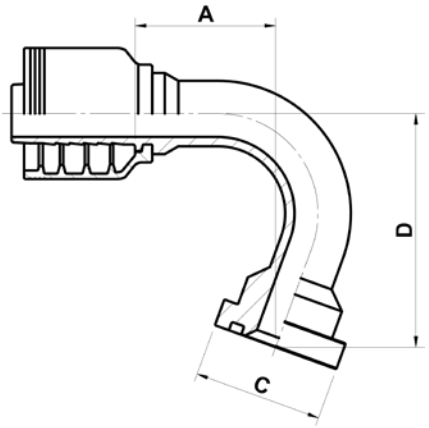

SAE 3000 CODE 61 - 110° ELBOW FLANGE (LONG DROP)

FLANGIA 110° SAE 3000 (VERSIONE LUNGA)

SFL 110° BOGENARMATUR-SL

BRIDA A 110° SAE 3000 PSI (CODO LARGO)

CODE CODICE BEST.-NR CODIGO	Ø HOSE Ø TUBO Ø SCHLAUCH Ø MANGUERA			FLANGE	A		C		D	
	DN	INCH	SIZE		[mm]	[in]	[mm]	[in]	[mm]	[in]
AX110J-16-20-133	25	1”	16	1.1/4”	42,3	1,66	50,8	2,00	133	5,24
AX110J-24-24-118	38	1.1/2”	24	1.1/2”	82,5	3,25	60,3	2,37	118	4,65

 © Intertraco (Italia) S.p.A. All rights are reserved

SAE 3000 CODE 61 AX120J

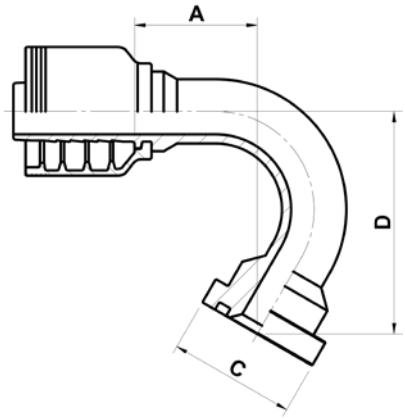

SAE 3000 CODE 61 - 120° ELBOW FLANGE

FLANGIA 120° SAE 3000

SFL 120° BOGENARMATUR

BRIDA A 120° SAE 3000 PSI

CODE CODICE BEST.-NR CODIGO	Ø HOSE Ø TUBO Ø SCHLAUCH Ø MANGUERA			FLANGE	A		C		D	
	DN	INCH	SIZE		[mm]	[in]	[mm]	[in]	[mm]	[in]
AX120J-24-24	38	1.1/2”	24	1.1/2”	81,4	3,20	60,3	2,37	101,8	4,01

© Intertraco (Italia) S.p.A. All rights are reserved - 171

SAE 3000 CODE 61 AX135J

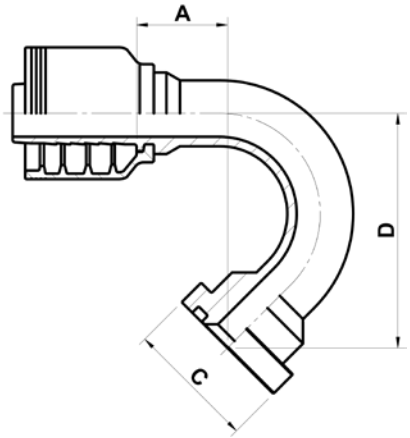

SAE 3000 CODE 61 - 135° ELBOW FLANGE

FLANGIA 135° SAE 3000

SFL 135° BOGENARMATUR

BRIDA A 135° SAE 3000 PSI

CODE CODICE BEST.-NR CODIGO	Ø HOSE Ø TUBO Ø SCHLAUCH Ø MANGUERA			FLANGE	A		C		D	
	DN	INCH	SIZE		[mm]	[in]	[mm]	[in]	[mm]	[in]
AX135J-12-12	19	3/4”	12	3/4”	35,5	1,40	38	1,50	72	2,83
AX135J-16-16	25	1”	16	1”	73,7	2,90	44,5	1,75	87,3	3,44

 © Intertraco (Italia) S.p.A. All rights are reserved

SAE 6000 CODE 62 AY10J

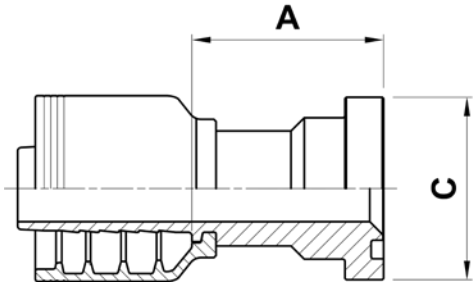

SAE 6000 CODE 62 STRAIGHT FLANGE

FLANGIA DIRITTA SAE 6000

SFS GERADE

BRIDA RECTA SAE 6000 PSI

CODE CODICE BEST.-NR CODIGO	Ø HOSE Ø TUBO Ø SCHLAUCH Ø MANGUERA			FLANGE	A		C	
	DN	INCH	SIZE		[mm]	[in]	[mm]	[in]
AY10J-08-08	12	1/2”	08	1/2”	39,7	1,56	31,7	1,25
AY10J-08-12	12	1/2”	08	3/4”	43	1,69	41,3	1,63
AY10J-10-12	16	5/8”	10	3/4”	43	1,69	41,3	1,63
AY10J-12-12	19	3/4”	12	3/4”	43,5	1,71	41,3	1,63
AY10J-12-16	19	3/4”	12	1”	59	2,32	47,6	1,88
AY10J-16-16	25	1”	16	1”	60,5	2,38	47,6	1,88
AY10J-16-20	25	1”	16	1.1/4”	67,5	2,66	54	2,13
AY10J-20-16	31	1.1/4”	20	1”	67,4	2,65	47,6	1,87
AY10J-20-20	31	1.1/4”	20	1.1/4”	71,9	2,83	54	2,13
AY10J-20-24	31	1.1/4”	20	1.1/2”	81,4	3,20	63,5	2,50
AY10J-24-24	38	1.1/2”	24	1.1/2”	76	2,99	63,5	2,50
AY10J-24-32	38	1.1/2”	24	2”	78	3,07	79,4	3,13
AY10J-32-32	51	2”	32	2”	88,5	3,48	79,4	3,13

© Intertraco (Italia) S.p.A. All rights are reserved

SAE 6000 CODE 62 AY30J

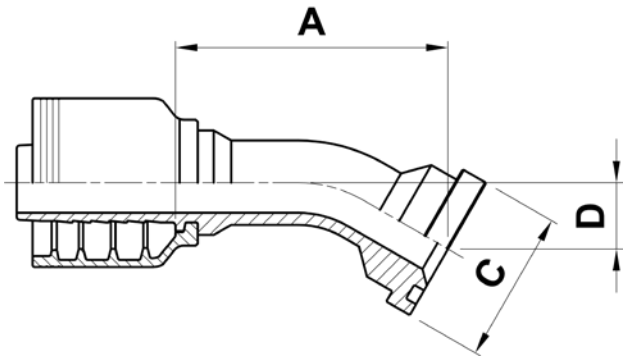

SAE 6000 CODE 62 - 30° ELBOW FLANGE

FLANGIA 30° SAE 6000

SFS 30° BOGENARMATUR

BRIDA A 30° SAE 6000 PSI

CODE CODICE BEST.-NR CODIGO	Ø HOSE Ø TUBO Ø SCHLAUCH Ø MANGUERA			FLANGE	A		C		D	
	DN	INCH	SIZE		[mm]	[in]	[mm]	[in]	[mm]	[in]
AY30J-16-16	25	1”	16	1”	90	3,54	47,6	1,87	19	0,75
AY30J-20-20	31	1.1/4”	20	1.1/4”	124,5	4,90	54	2,13	27,1	1,07

 © Intertraco (Italia) S.p.A. All rights are reserved

SAE 6000 CODE 62 AY40J

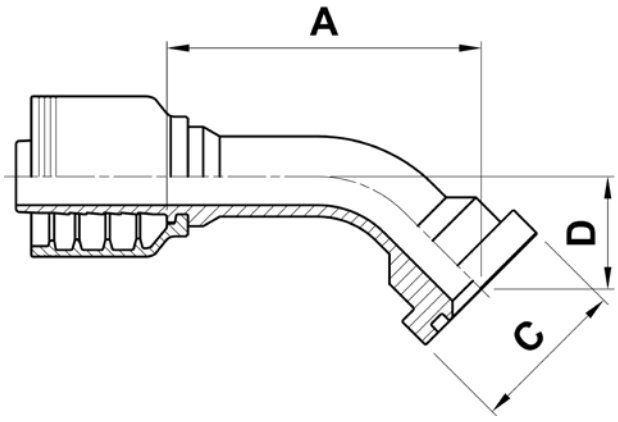

SAE 6000 CODE 62 - 45° ELBOW FLANGE

FLANGIA 45° SAE 6000

SFS 45° BOGENARMATUR

BRIDA A 45° SAE 6000 PSI

CODE CODICE BEST.-NR CODIGO	Ø HOSE Ø TUBO Ø SCHLAUCH Ø MANGUERA			FLANGE	A		C		D	
	DN	INCH	SIZE		[mm]	[in]	[mm]	[in]	[mm]	[in]
AY40J-08-08	12	1/2”	08	1/2”	56,8	2,24	31,7	1,25	23,3	0,92
AY40J-08-12	12	1/2”	08	3/4”	62,8	2,47	41,3	1,63	30	1,18
AY40J-10-12	16	5/8”	10	3/4”	68,5	2,70	41,3	1,63	27	1,06
AY40J-12-12	19	3/4”	12	3/4”	68,7	2,70	41,3	1,63	27,9	1,10
AY40J-12-16	19	3/4”	12	1”	77,2	3,04	47,6	1,9	34	1,34
AY40J-16-12	25	1”	16	3/4”	83	3,27	41,3	1,63	31	1,22
AY40J-16-16	25	1”	16	1”	78,9	3,11	47,6	1,88	30,8	1,21
AY40J-16-20	25	1”	16	1.1/4”	95	3,74	54	2,13	39	1,54
AY40J-20-16	31	1.1/4”	20	1”	115,5	4,55	47,6	1,9	38,1	1,50
AY40J-20-20	31	1.1/4”	20	1.1/4”	115,5	4,55	54	2,13	43,8	1,72
AY40J-20-24	31	1.1/4”	20	1.1/2”	117,5	4,63	63,5	2,50	48	1,89
AY40J-24-24	38	1.1/2”	24	1.1/2”	126	4,96	63,5	2,50	47	1,85
AY40J-24-32	38	1.1/2”	24	2”	133,8	5,27	79,4	3,13	58	2,28
AY40J-32-32	51	2”	32	2”	169	6,65	79,4	3,13	61	2,40

© Intertraco (Italia) S.p.A. All rights are reserved - 175

SAE 6000 CODE 62 AY60J

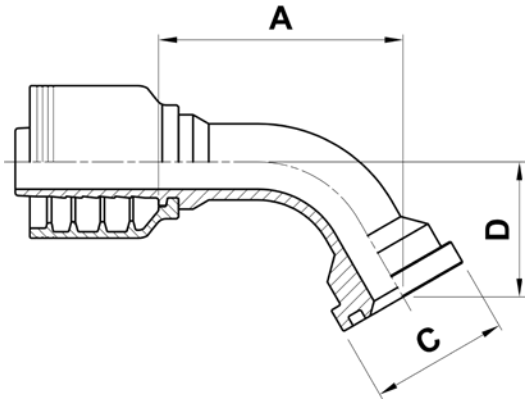

SAE 6000 CODE 62 - 60° ELBOW FLANGE

FLANGIA 60° SAE 6000

SFS 60° BOGENARMATUR

BRIDA A 60° SAE 6000 PSI

CODE CODICE BEST.-NR CODIGO	Ø HOSE Ø TUBO Ø SCHLAUCH Ø MANGUERA			FLANGE	A		C		D	
	DN	INCH	SIZE		[mm]	[in]	[mm]	[in]	[mm]	[in]
AY60J-20-20	31	1.1/4”	20	1.1/4”	113	4,45	54	2,13	55	2,17

 © Intertraco (Italia) S.p.A. All rights are reserved

SAE 6000 CODE 62 AY90J

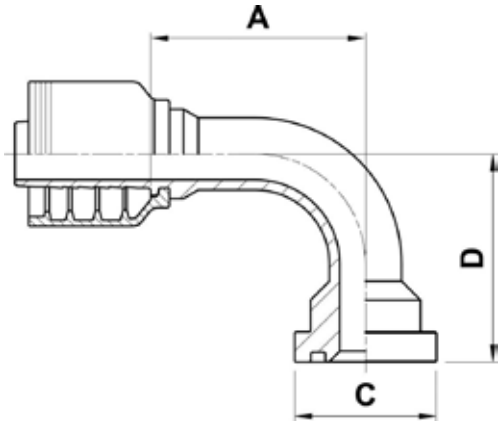

SAE 6000 CODE 62 - 90° ELBOW FLANGE

FLANGIA 90° SAE 6000

SFS 90° BOGENARMATUR

BRIDA A 90° SAE 6000 PSI

CODE CODICE BEST.-NR CODIGO	Ø HOSE Ø TUBO Ø SCHLAUCH Ø MANGUERA			FLANGE	A		C		D	
	DN	INCH	SIZE		[mm]	[in]	[mm]	[in]	[mm]	[in]
AY90J-08-08	12	1/2”	08	1/2”	49,7	1,96	31,7	1,25	47	1,85
AY90J-08-12	12	1/2”	08	3/4”	46,2	1,82	41,3	1,63	56	2,20
AY90J-10-12	16	5/8”	10	3/4”	53,5	2,11	41,3	1,63	58	2,28
AY90J-12-12	19	3/4”	12	3/4”	55,5	2,19	41,3	1,63	56,5	2,22
AY90J-12-16	19	3/4”	12	1”	55,5	2,19	47,6	1,88	65	2,56
AY90J-16-16	25	1”	16	1”	76	2,99	47,6	1,88	66	2,60
AY90J-16-20	25	1”	16	1.1/4”	78,5	3,09	54	2,13	79,5	3,13
AY90J-20-16	31	1.1/4”	20	1”	104	4,09	47,6	1,87	87	3,43
AY90J-20-20	31	1.1/4”	20	1.1/4”	104	4,09	54	2,13	86	3,39
AY90J-20-24	31	1.1/4”	20	1.1/2”	104,2	4,10	63,5	2,50	98	3,86
AY90J-24-24	38	1.1/2”	24	1.1/2”	111	4,37	63,5	2,50	104	4,09
AY90J-24-32	38	1.1/2”	24	2”	111	4,37	79,4	3,13	120	4,72
AY90J-32-32	51	2”	32	2”	149,3	5,88	79,4	3,13	134	5,28

© Intertraco (Italia) S.p.A. All rights are reserved - 177

SAE 6000 CODE 62 AY90J-L

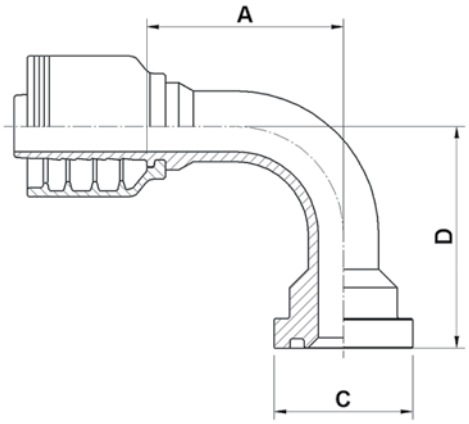

SAE 6000 CODE 62 - 90° ELBOW FLANGE (LONG DROP)

FLANGIA 90° SAE 6000 (VERSIONE ALTA)

SFS 90° BOGENARMATUR SONDER-SL

BRIDA A 90° SAE 6000 PSI (CODO LARGO)

CODE CODICE BEST.-NR CODIGO	Ø HOSE Ø TUBO Ø SCHLAUCH Ø MANGUERA			FLANGE	A		C		D	
	DN	INCH	SIZE		[mm]	[in]	[mm]	[in]	[mm]	[in]
AY90J-16-16-120	25	1”	16	1”	76	2,99	47,6	1,9	120	4,72
AY90J-16-20-120	25	1”	16	1.1/4”	78,5	3,09	54	2,13	120	4,72
AY90J-20-20-130	31	1.1/4”	20	1.1/4”	104	4,09	54	2,13	130	5,12
AY90J-20-20-150	31	1.1/4”	20	1.1/4”	104	4,09	54	2,13	150	5,91

 © Intertraco (Italia) S.p.A. All rights are reserved

SUPERCAT H.P. FLANGE AY1CJ

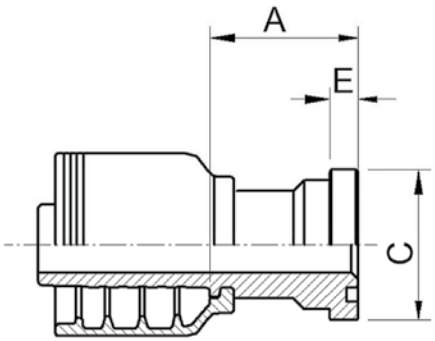

SUPERCAT STYLE STRAIGHT FLANGE

FLANGIA DIRITTA STILE SUPERCAT

SAE FLANSCH SUPERCAT- TYP 6000 PSI

BRIDA RECTA ESTILO SUPERCAT

CODE CODICE BEST.-NR CODIGO	Ø HOSE Ø TUBO Ø SCHLAUCH Ø MANGUERA			FLANGE	A		C		E	
	DN	INCH	SIZE		[mm]	[in]	[mm]	[in]	[mm]	[in]
AY1CJ-12-12	19	3/4”	12	3/4”	50,7	2,00	41,3	1,63	14,5	0,57
AY1CJ-12-16	19	3/4”	12	1”	65,5	2,58	47,6	1,87	14,5	0,57
AY1CJ-16-16	25	1”	16	1”	65,5	2,58	47,6	1,88	14,5	0,57
AY1CJ-16-20	25	1”	16	1.1/4”	73	2,87	54	2,13	14,5	0,57
AY1CJ-20-20	31	1.1/4”	20	1.1/4”	76,1	3,00	54	2,13	14,5	0,57
AY1CJ-20-24	31	1.1/4”	20	1.1/2”	83,4	3,28	63,5	2,50	14,5	0,57
AY1CJ-24-24	38	1.1/2”	24	1.1/2”	78	3,07	63,5	2,50	14,5	0,57
AY1CJ-24-32	38	1.1/2”	24	2”	78	3,07	79,4	3,13	14,5	0,57
AY1CJ-32-32	51	2”	32	2”	90,5	3,56	79,4	3,13	14,5	0,57

© Intertraco (Italia) S.p.A. All rights are reserved - 179

SUPERCAT H.P. FLANGE AY2CJ

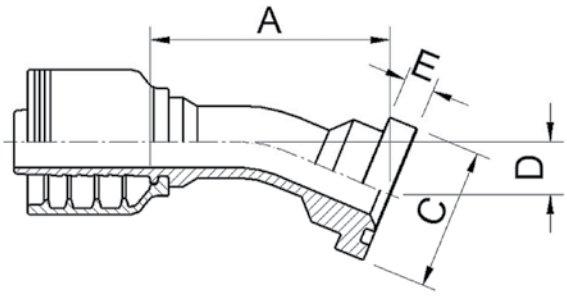

SUPERCAT STYLE - 22,5° ELBOW FLANGE

FLANGIA 22,5° STILE SUPERCAT

SAE FLANSCH SUPERCAT-TYP 22,5° 6000 PSI

BRIDA A 22,5° ESTILO SUPERCAT

CODE CODICE BEST.-NR CODIGO	Ø HOSE Ø TUBO Ø SCHLAUCH Ø MANGUERA			FLANGE	A		C		D		E	
	DN	INCH	SIZE		[mm]	[in]	[mm]	[in]	[mm]	[in]	[mm]	[in]
AY2CJ-12-12	19	3/4”	12	3/4”	83,4	3,28	41,3	1,63	15,2	0,60	14,5	0,57
AY2CJ-16-16	25	1”	16	1”	92,1	3,63	54	2,13	15,7	0,62	14,5	0,57
AY2CJ-16-20	25	1”	16	1.1/4”	105,3	4,15	54	2,13	19,6	0,77	14,5	0,57
AY2CJ-20-20	31	1.1/4”	20	1.1/4”	131,5	5,18	54	2,13	21	0,83	14,5	0,57
AY2CJ-20-24	31	1.1/4”	20	1.1/2”	133	5,24	63,5	2,50	22,5	0,89	14,5	0,57
AY2CJ-24-24	38	1.1/2”	24	1.1/2”	140,5	5,53	63,5	2,50	21	0,83	14,5	0,57

 © Intertraco (Italia) S.p.A. All rights are reserved

SUPERCAT H.P. FLANGE AY3CJ

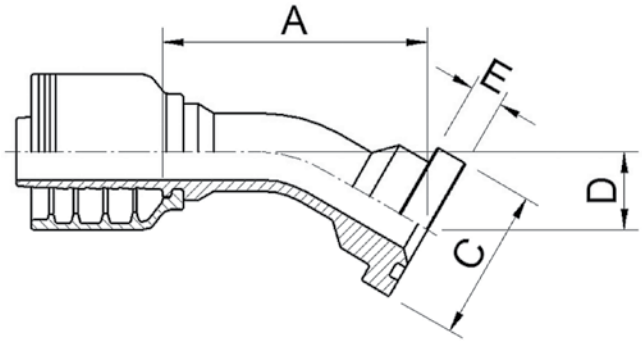

SUPERCAT STYLE - 30° ELBOW FLANGE

FLANGIA 30° STILE SUPERCAT

SAE FLANSCH SUPERCAT-TYP 30° 6000 PSI

BRIDA A 30° ESTILO SUPERCAT

CODE CODICE BEST.-NR CODIGO	Ø HOSE Ø TUBO Ø SCHLAUCH Ø MANGUERA			FLANGE	A		C		D		E	
	DN	INCH	SIZE		[mm]	[in]	[mm]	[in]	[mm]	[in]	[mm]	[in]
AY3CJ-12-12	19	3/4”	12	3/4”	84,8	3,34	41,3	1,63	20,9	0,82	14,5	0,57
AY3CJ-12-16	19	3/4”	12	1”	88,7	3,49	47,6	1,87	24	0,94	14,5	0,57
AY3CJ-16-16	25	1”	16	1”	89,7	3,53	54	2,13	21,8	0,86	14,5	0,57
AY3CJ-16-20	25	1”	16	1.1/4”	102,2	4,03	54	2,13	26,9	1,06	14,5	0,57
AY3CJ-20-20	31	1.1/4”	20	1.1/4”	128,5	5,06	54	2,13	29	1,14	14,5	0,57
AY3CJ-20-24	31	1.1/4”	20	1.1/2”	129,5	5,01	63,5	2,50	31	1,22	14,5	0,57
AY3CJ-24-24	38	1.1/2”	24	1.1/2”	137	5,39	63,5	2,50	29,5	1,16	14,5	0,57

© Intertraco (Italia) S.p.A. All rights are reserved - 181

SUPERCAT H.P. FLANGE AY4CJ

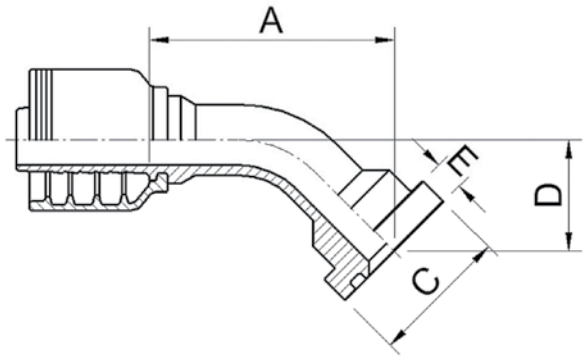

SUPERCAT STYLE - 45° ELBOW FLANGE

FLANGIA 45° STILE SUPERCAT

SAE FLANSCH SUPERCAT-TYP 45° 6000 PSI

BRIDA A 45° ESTILO SUPERCAT

CODE CODICE BEST.-NR CODIGO	Ø HOSE Ø TUBO Ø SCHLAUCH Ø MANGUERA			FLANGE	A		C		D		E	
	DN	INCH	SIZE		[mm]	[in]	[mm]	[in]	[mm]	[in]	[mm]	[in]
AY4CJ-12-12	19	3/4”	12	3/4”	75,5	2,97	41,3	1,63	33,5	1,32	14,5	0,57
AY4CJ-12-16	19	3/4”	12	1”	80,7	3,18	47,6	1,87	37,5	1,48	14,5	0,57
AY4CJ-16-16	25	1”	16	1”	82,2	3,24	54	2,13	34,7	1,36	14,5	0,57
AY4CJ-16-20	25	1”	16	1.1/4”	93,2	3,67	54	2,13	41,9	1,65	14,5	0,57
AY4CJ-20-16	31	1.1/4”	20	1”	117,5	4,63	47,6	1,87	40	1,57	14,5	0,57
AY4CJ-20-20	31	1.1/4”	20	1.1/4”	118,5	4,67	54	2,13	46,5	1,83	14,5	0,57
AY4CJ-20-24	31	1.1/4”	20	1.1/2”	119	4,69	63,5	2,50	49,5	1,95	14,5	0,57
AY4CJ-24-24	38	1.1/2”	24	1.1/2”	127	5,00	63,5	2,50	48	1,89	14,5	0,57
AY4CJ-24-32	38	1.1/2”	24	2”	86,5	3,41	79,4	3,13	59	2,32	14,5	0,57
AY4CJ-32-32	51	2”	32	2”	171,5	6,75	79,4	3,13	61,5	2,42	14,5	0,57

 © Intertraco (Italia) S.p.A. All rights are reserved

SUPERCAT H.P. FLANGE AY6CJ

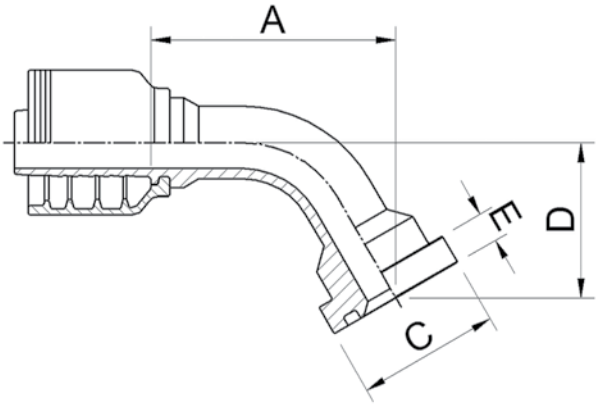

SUPERCAT STYLE - 60° ELBOW FLANGE

FLANGIA 60° STILE SUPERCAT

SAE FLANSCH SUPERCAT-TYP 60° 6000 PSI

BRIDA A 60° ESTILO SUPERCAT

CODE CODICE BEST.-NR CODIGO	Ø HOSE Ø TUBO Ø SCHLAUCH Ø MANGUERA			FLANGE	A		C		D		E	
	DN	INCH	SIZE		[mm]	[in]	[mm]	[in]	[mm]	[in]	[mm]	[in]
AY6CJ-12-16	19	3/4”	12	1”	91	3,58	47,6	1,87	51	2,01	14,5	0,57
AY6CJ-16-16	25	1”	16	1”	103	4,05	54	2,1	47,8	1,88	14,5	0,57
AY6CJ-16-20	25	1”	16	1.1/4”	91,1	3,59	54	2,13	56,7	2,23	14,5	0,57
AY6CJ-20-20	31	1.1/4”	20	1.1/4”	132	5,20	54	2,13	59	2,32	14,5	0,57
AY6CJ-20-24	31	1.1/4”	20	1.1/2”	137	5,39	63,5	2,50	65,5	2,58	14,5	0,57
AY6CJ-24-24	38	1.1/2”	24	1.1/2”	157	6,18	63,5	2,50	69	2,72	14,5	0,57

© Intertraco (Italia) S.p.A. All rights are reserved

SUPERCAT H.P. FLANGE AY7CJ

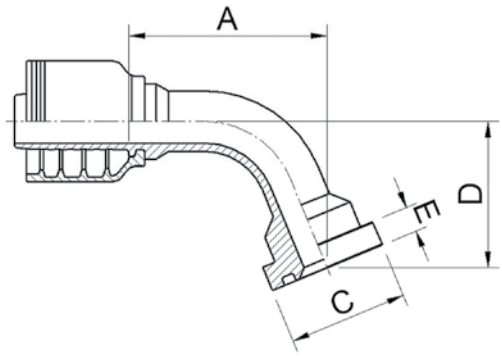

SUPERCAT STYLE - 67,5° ELBOW FLANGE

FLANGIA 67,5° STILE SUPERCAT

SAE FLANSCH SUPERCAT-TYP 67,5° 6000 PSI

BRIDA A 67,5° ESTILO SUPERCAT

CODE CODICE BEST.-NR CODIGO	Ø HOSE Ø TUBO Ø SCHLAUCH Ø MANGUERA			FLANGE	A		C		D		E	
	DN	INCH	SIZE		[mm]	[in]	[mm]	[in]	[mm]	[in]	[mm]	[in]
AY7CJ-16-16	25	1”	16	1”	102	4,02	47,6	1,87	54	2,13	14,5	0,57
AY7CJ-16-20	25	1”	16	1.1/4”	110	4,33	54	2,13	65	2,56	14,5	0,57
AY7CJ-20-20	31	1.1/4”	20	1.1/4”	124	4,88	54	2,13	67	2,64	14,5	0,57
AY7CJ-20-24	31	1.1/4”	20	1.1/2”	128	5,04	63,5	2,50	74,5	2,93	14,5	0,57
AY7CJ-24-24	38	1.1/2”	24	1.1/2”	147,5	5,81	63,5	2,50	78,5	3,09	14,5	0,57

 © Intertraco (Italia) S.p.A. All rights are reserved

SUPERCAT H.P. FLANGE AY9CJ

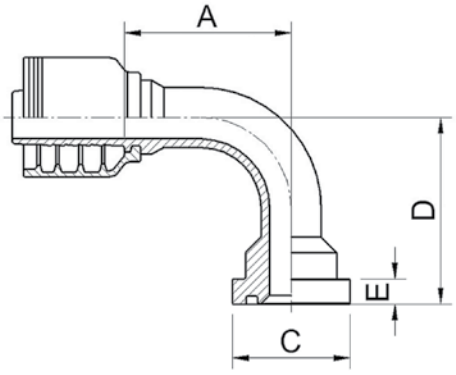

SUPERCAT STYLE - 90° ELBOW FLANGE

FLANGIA 90° STILE SUPERCAT

SAE FLANSCH SUPERCAT-TYP 90° 6000 PSI

BRIDA A 90° ESTILO SUPERCAT

CODE CODICE BEST.-NR CODIGO	Ø HOSE Ø TUBO Ø SCHLAUCH Ø MANGUERA			FLANGE	A		C		D		E	
	DN	INCH	SIZE		[mm]	[in]	[mm]	[in]	[mm]	[in]	[mm]	[in]
AY9CJ-12-12	19	3/4”	12	3/4”	55,5	2,19	41,3	1,63	62	2,44	14,5	0,57
AY9CJ-12-16	19	3/4”	12	1”	55,5	2,19	47,6	1,88	70	2,76	14,5	0,57
AY9CJ-16-16	25	1”	16	1”	75,6	2,98	54	2,13	71	2,80	14,5	0,57
AY9CJ-16-20	25	1”	16	1.1/4”	74,6	2,94	54	2,13	84	3,31	14,5	0,57
AY9CJ-20-20	31	1.1/4”	20	1.1/4”	104	4,09	54	2,13	90,2	3,55	14,5	0,57
AY9CJ-20-24	31	1.1/4”	20	1.1/2”	104,2	4,10	63,5	2,50	100	3,94	14,5	0,57
AY9CJ-24-24	38	1.1/2”	24	1.1/2”	111	4,37	63,5	2,50	106	4,17	14,5	0,57
AY9CJ-24-32	38	1.1/2”	24	2”	111	4,37	79,4	3,13	122	4,80	14,5	0,57
AY9CJ-32-32	51	2”	32	2”	151,3	5,96	79,4	3,13	134	5,28	14,5	0,57

© Intertraco (Italia) S.p.A. All rights are reserved - 185

STAPLE LOCK ST11J

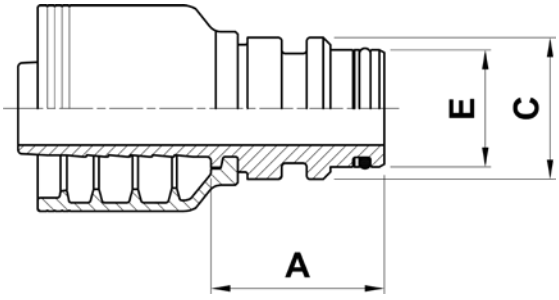

STAPLE LOCK MALE

RACCORDO MASCHIO PER MINIERA (STAPLE)

DICHTKOPF "STAPLE LOCK"

MACHO FIJO PARA MINERÍA (STAPLE)

CODE CODICE BEST.-NR CODIGO	Ø HOSE Ø TUBO Ø SCHLAUCH Ø MANGUERA			A		C		E	
	DN	INCH	SIZE	[mm]	[in]	[mm]	[in]	[mm]	[in]
ST11J-06-06	10	3/8"	06	34,5	1,36	19,9	0,79	13,9	0,55
ST11J-08-08	12	1/2"	08	35,8	1,41	23,9	0,94	17,9	0,70
ST11J-10-10	16	5/8"	10	36	1,42	25,9	1,02	20,9	0,82
ST11J-12-12	19	3/4"	12	37	1,46	28,9	1,14	23,9	0,94
ST11J-16-16	25	1"	16	44	1,73	38,8	1,53	30,9	1,22
ST11J-20-20	31	1.1/4"	20	47,9	1,89	45,9	1,81	37,9	1,49
ST11J-24-24	38	1.1/2"	24	51	2,01	54,9	2,16	46,9	1,85
ST11J-32-32	51	2"	32	57	2,24	63,9	2,52	55,9	2,20
ST11J-48-48	76	3"	48	136	5,35	93,8	3,69	85,8	3,38

 © Intertraco (Italia) S.p.A. All rights are reserved

H.P. STAPLE LOCK SS11J

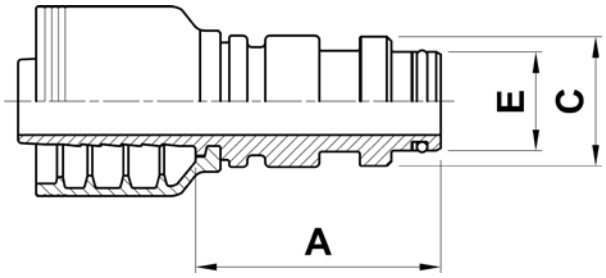

HIGH PRESSURE STAPLE LOCK MALE

RACCORDO MASCHIO PER MINIERA ALTA PRESSIONE (HP STAPLE)

DICHTKOPF "STAPLE LOCK" HOCHDRUCK

MACHO FIJO PARA MINERÍA ALTA PRESIÓN (HP STAPLE)

CODE CODICE BEST.-NR CODIGO	Ø HOSE Ø TUBO Ø SCHLAUCH Ø MANGUERA			A		C		E	
	DN	INCH	SIZE	[mm]	[in]	[mm]	[in]	[mm]	[in]
SS11J-12-12	19	3/4"	12	56	2,20	28,7	1,13	22,4	0,88
SS11J-16-16	25	1"	16	74	2,91	38,4	1,51	30,9	1,22
SS11J-20-20	31	1.1/4"	20	80	3,15	45,4	1,79	37,9	1,49
SS11J-24-24	38	1.1/2"	24	84	3,31	54,4	2,14	43,9	1,73
SS11J-32-32	51	2"	32	87	3,43	63,4	2,50	49,9	1,96

© Intertraco (Italia) S.p.A. All rights are reserved - 187

FOR MULTISPIRAL AND WIRE BRAID HOSES - NO SKIVE
PER TUBI 4 SPIRALI E TRECCIATI - NO SKIVE
FÜR MULTISPIRAL- UND GEFLECHTSCHLÄUCHE - NO SKIVE
PARA MANGUERA MULTIESPIRAL Y DE UNA O DOS MALLAS SIN PELADURA

WO10J

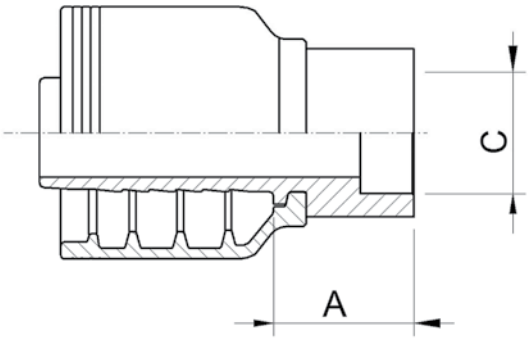

BRAZING TAIL

INSERTO A SALDARE

LÖTFUSSTEIL

ESPIGA PARA SOLDADURA

CODE CODICE BEST.-NR CODIGO	Ø HOSE Ø TUBO Ø SCHLAUCH Ø MANGUERA			A		C	
	DN	INCH	SIZE	[mm]	[in]	[mm]	[in]
WO10J-12-12	19	3/4”	12	20	0,79	19,2	0,76
WO10J-16-16	25	1”	16	23	0,91	25,6	1,01
WO10J-20-20	31	1.1/4”	20	25,9	1,02	32	1,26
WO10J-24-24	38	1.1/2”	24	26	1,02	38,3	1,51
WO10J-32-32	51	2”	32	32	1,26	51	2,01

 © Intertraco (Italia) S.p.A. All rights are reserved

LOK-IT NVM11J

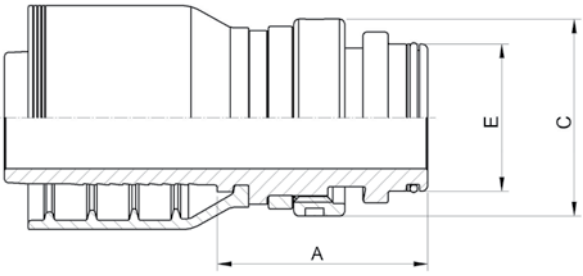

LOK-IT MALE STANDARD PRESSURE

MASCHIO LOK-IT PRESSIONE STANDARD

NIPPLE LOK-IT STANDARDSDRUCK (bar)

MACHO LOK-IT PARA PRESIÓN ESTÁNDAR

CODE CODICE BEST.-NR CODIGO	Ø HOSE Ø TUBO Ø SCHLAUCH Ø MANGUERA			A		C		E	
	DN	INCH	SIZE	[mm]	[in]	[mm]	[in]	[mm]	[in]
NVM11J-16-16	25	1”	16	49	1,92	42	1,65	27	1,06
NVM11J-20-20	31	1.1/4”	20	68	2,67	50	1,96	33	1,29
NVM11J-24-24	38	1.1/2”	24	76	2,99	62	2,44	44	1,73
NVM11J-32-32	51	2”	32	74	2,91	75	2,95	56	2,20
NVM11J-40-40	63	2.1/2”	40	85	3,34	90	3,54	66	2,59
NVM11J-48-48	76	3”	48	105	4,13	110	4,33	88	3,46
NVM11J-64-64	102	4”	64	117	4,60	138	5,43	105	4,13

© Intertraco (Italia) S.p.A. All rights are reserved - 189

LOK-IT NVF10J

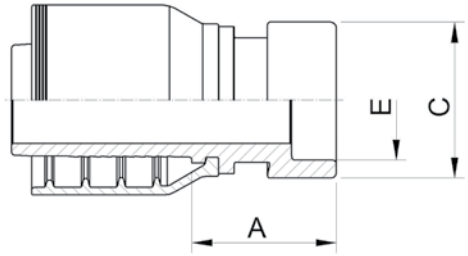

STANDARD PRESSURE LOK-IT FEMALE

FEMMINA LOK-IT PRESSIONE STANDARD

MUFFE LOK-IT STANDARDSDRUCK (bar)

HEMBRA LOK-IT PARA PRESIÓN ESTÁNDAR

CODE CODICE BEST.-NR CODIGO	Ø HOSE Ø TUBO Ø SCHLAUCH Ø MANGUERA			A		C		E	
	DN	INCH	SIZE	[mm]	[in]	[mm]	[in]	[mm]	[in]
NVF10J-16-16	25	1”	16	42	1,65	33	1,29	27	1,06
NVF10J-20-20	31	1.1/4”	20	52	2,04	40	1,57	33	1,29
NVF10J-24-24	38	1.1/2”	24	50	1,98	53	2,08	44	1,73
NVF10J-32-32	51	2”	32	57	2,24	65	2.55	56	2,20
NVF10J-40-40	63	2.1/2”	40	56	2,20	75	2,95	66	2,59
NVF10J-48-48	76	3”	48	75	2,95	99	3,89	88	3,46
NVF10J-64-64	102	4”	64	82	3,22	118	4,64	105	4,13

 © Intertraco (Italia) S.p.A. All rights are reserved

LOK-IT HVM11J

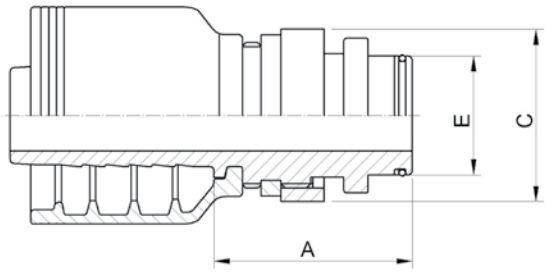

HIGH PRESSURE LOK-IT FEMALE

FEMMINA LOK-IT ALTA PRESSIONE

NIPPLE LOK-IT HOCHSDRUCK

HEMBRA LOK-IT PARA ALTA PRESIÓN

CODE CODICE BEST.-NR CODIGO	Ø HOSE Ø TUBO Ø SCHLAUCH Ø MANGUERA			A		C		E	
	DN	INCH	SIZE	[mm]	[in]	[mm]	[in]	[mm]	[in]
HVM11J-06-06	10	3/8”	06	45	1,79	25	0,98	14	0,55
HVM11J-08-08	12	1/2”	08	48	1,88	30	1,18	18	0,70
HVM11J-12-12	19	3/4	12	55	2,18	40	1,57	23	0,90
HVM11J-16-16	25	1”	16	62	2,44	45	1,77	28	1,10
HVM11J-20-20	31	1.1/4”	20	72	2,83	52	2,04	33	1,29

© Intertraco (Italia) S.p.A. All rights are reserved

LOK-IT HVF10J

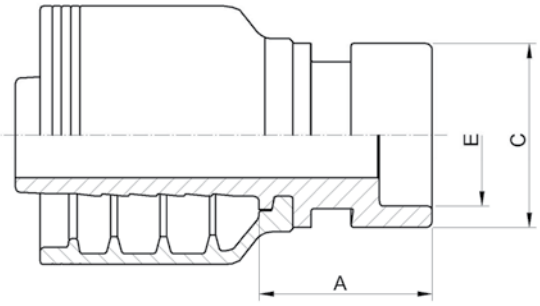

HIGH PRESSURE LOK-IT FEMALE

FEMMINA LOK-IT ALTA PRESSIONE

MUFFE LOK-IT HOCHSDRUCK

HEMBRA LOK-IT PARA ALTA PRESIÓN

CODE CODICE BEST.-NR CODIGO	Ø HOSE Ø TUBO Ø SCHLAUCH Ø MANGUERA			A		C		E	
	DN	INCH	SIZE	[mm]	[in]	[mm]	[in]	[mm]	[in]
HVF10J-06-06	10	3/8”	06	34	1,35	20	0,78	14	0,55
HVF10J-08-08	12	1/2”	08	36	1,43	24	0,94	18	0,70
HVF10J-12-12	19	3/4	12	36	1,43	30	1,18	23	0,90
HVF10J-16-16	25	1”	16	46	1,81	36	1,41	28	1,10
HVF10J-20-20	31	1.1/4”	20	54	2,12	44	1,73	33	1,29

 © Intertraco (Italia) S.p.A. All rights are reserved

intertraco

SERIES

SERIE

H

FOR 6 SPIRAL HOSES NO SKIVE

PER TUBI A 6 SPIRALI NO-SKIVE

FÜR 6-SPIRALSCHLÄUCHE NO-SKIVE

PARA MANGUERA 6 ESPIRALES SIN PELADURA

© Intertraco (Italia) S.p.A. All rights are reserved

INDEX-*INDICE*-INDEX-*INDICE*

PRODUCT *PRODOTTO* PRODUKT *PRODUCTO*		DESCRIPTION *DESCRIZIONE* BEZEICHNUNG *DESCRIPCION*	PAGE *PAGINA* SEITE *PAGINA*
NPTF	MN10H	NPTF MALE (60° CONE SEAT) *MASCHIO NPTF SV. 60°* AGN ANSCHLUSSSTUTZEN MIT KONISCHEM NPTF-GEWINDE SELB-STDICHTEND 60° KONUS *MACHO FIJO NPTF CONO 60°*	202
	MNA10H	NPTF MALE (60° CONE SEAT) - LONG NOSE API STYLE VERSION *MASCHIO NPTF SV. 60° (VERSIONE API)* AGN ANSCHLUSSSTUTZEN MIT KONISCHEM NPTF-GEWINDE SELB-STDICHTEND 60° KONUS (LANGE VERSION) *MACHO FIJO NPTF CONO 60° TIPO LARGO ESTILO API*	203
JIC	MJ10H	JIC 37° MALE *MASCHIO JIC CONO 37°* AGJ JIC-ANSCHLUSSSTUTZEN 37° KONUS MIT UNF GEWINDE *MACHO FIJO JIC 37°*	204
	FJ12H	JIC 37° FEMALE SWIVEL *FEMMINA JIC DRITTA SV. 37°* DKJ JIC- DICHTKOPF 37° KONUS UNF GEWINDE *HEMBRA GIRATORIA RECTA JIC 37°*	205
	FJ42H	JIC 37° FEMALE SWIVEL - 45° ELBOW *FEMMINA JIC 45° SV. 37°* DKJ 45° - 37° KONUS *HEMBRA GIRATORIA A 45° JIC 37°*	206
	FJ92H	JIC 37° FEMALE SWIVEL - 90° ELBOW *FEMMINA JIC 90° SV. 37°* DKJ 90° - 37° KONUS *HEMBRA GIRATORIA A 90° JIC 37°*	207
ORFS	OR13H	ORFS FEMALE SWIVEL *FEMMINA ORFS DIRITTA* ORFS- ARMATUR INNENGEWINDE *HEMBRA GIRATORIA RECTA ORFS*	208
	OR43H	ORFS FEMALE SWIVEL - 45° ELBOW *FEMMINA ORFS 45°* ORFS- ARMATUR 45° *HEMBRA GIRATORIA A 45° ORFS*	209
	OR93H	ORFS FEMALE SWIVEL - 90° ELBOW *FEMMINA ORFS 90°* ORFS- ARMATUR 90° *HEMBRA GIRATORIA A 90° ORFS*	210
JIS	AK10H	KOMATSU STYLE STRAIGHT FLANGE (FOR METRIC O-RING) *FLANGIA DIRITTA STILE KOMATSU (O-RING METRICO)* FLANSCHBUND KOMATSU-TYP GERADE *BRIDA RECTA ESTILO KOMATSU (O-RING METRICO)*	211

© Intertraco (Italia) S.p.A. All rights are reserved

H

FOR 6 SPIRAL HOSES - NO SKIVE
PER TUBI A 6 SPIRALI - NO-SKIVE
FÜR 6-SPIRALSCHLÄUCHE - NO-SKIVE
PARA MANGUERA 6 ESPIRALES SIN PELADURA

PRODUCT *PRODOTTO* PRODUKT *PRODUCTO*		DESCRIPTION *DESCRIZIONE* BEZEICHNUNG *DESCRIPCION*	PAGE *PAGINA* SEITE *PAGINA*
JIS	AK40H	KOMATSU STYLE - 45° ELBOW FLANGE (FOR METRIC O-RING)	212
		FLANGIA 45° STILE KOMATSU (O-RING METRICO)	
		FLANSCHBUND KOMATSU-TYP 45°	
		BRIDA A 45° ESTILO KOMATSU (O-RING METRICO)	
	AK90H	KOMATSU STYLE - 90° ELBOW FLANGE (FOR METRIC O-RING)	213
		FLANGIA 90° STILE KOMATSU (O-RING METRICO)	
		FLANSCHBUND KOMATSU-TYP 90°	
		BRIDA A 90° ESTILO KOMATSU (O-RING METRICO)	
BSP - BSPT	MT10H	BSPT TAPERED MALE 60° CONE	214
		MASCHIO BSP CONICO SV. 60°	
		BSPT AUSSENGWINDE 60° KONUS	
		MACHO FIJO BSPT CONO 60°	
	MB10H	BSP MALE 60° CONE	215
		MASCHIO BSP CILINDRICO SV. 60°	
		AGR BSP-ANSCHLUSSSTUTZEN 60° KONUS MIT BSP AG	
		MACHO FIJO BSP CONO 60°	
	FB12H	BSP FEMALE SWIVEL 60° CONE	216
		FEMMINA BSP DIRITTA CONO 60°	
		DKR BSP DICHTKOPF 60° KONUS BSP GEWINDE	
		HEMBRA GIRATORIA RECTA BSP CONO 60°	
	FB42H	BSP FEMALE SWIVEL 60° CONE - 45° ELBOW	217
		FEMMINA BSP 45° CONO 60°	
		DKR 45° - 60° KONUS	
		HEMBRA GIRATORIA A 45° BSP CONO 60°	
	FB92H	BSP FEMALE SWIVEL 60° CONE - 90° ELBOW	218
		FEMMINA BSP 90° CONO 60°	
		DKR 90° - 60° KONUS	
		HEMBRA GIRATORIA A 90° BSP CONO 60°	
METRIC	MS10H	METRIC HEAVY MALE (24° CONE SEAT)	219
		MASCHIO METRICO SV. 24° SERIE PESANTE	
		CES GEWINDEZAPFEN SCHWERE REIHE 24° KONUS	
		MACHO FIJO METRICO CONO 24° SERIE PESADA	
	FS13H	METRIC HEAVY FEMALE SWIVEL (24° CONE SEAT)	220
		FEMMINA METRICA DIRITTA O-RING CONO 24° SERIE PESANTE	
		DKOS DICHTKEGEL MIT O-RING SCHWERE REIHE 24° KONUS	
		HEMBRA GIRATORIA RECTA METRICA CONO 24° SERIE PESADA	
	FS43H	METRIC HEAVY FEMALE SWIVEL - 45° ELBOW (24° CONE SEAT)	221
		FEMMINA METRICA 45° O-RING CONO 24° SERIE PESANTE	
		DKOS 45° - 24° KONUS	
		HEMBRA GIRATORIA A 45° METRICA CONO 24° SERIE PESADA	

 © Intertraco (Italia) S.p.A. All rights are reserved

intertraco

FOR 6 SPIRAL HOSES - NO SKIVE
PER TUBI A 6 SPIRALI - NO-SKIVE
FÜR 6-SPIRALSCHLÄUCHE - NO-SKIVE
PARA MANGUERA 6 ESPIRALES SIN PELADURA

PRODUCT *PRODOTTO* PRODUKT *PRODUCTO*		DESCRIPTION *DESCRIZIONE* BEZEICHNUNG *DESCRIPCION*	PAGE *PAGINA* SEITE *PAGINA*
METRIC	FS93H	METRIC HEAVY FEMALE SWIVEL - 90° ELBOW (24° CONE SEAT)	222
		FEMMINA METRICA 90° O-RING CONO 24° SERIE PESANTE	
		DKOS 90° - 24° KONUS	
		HEMBRA GIRATORIA A 90° METRICA CONO 24° SERIE PESADA	
SAE 3000 CODE 61	AX10H	SAE 3000 CODE 61 STRAIGHT FLANGE	223
		FLANGIA DIRITTA SAE 3000	
		SFL GERADE	
		BRIDA RECTA SAE 3000 PSI	
	AX10H-L	SAE 3000 CODE 61 STRAIGHT FLANGE (LONG REACH VERSION)	224
		FLANGIA DIRITTA SAE 3000 VERSIONE LUNGA	
		SFL GERADE (LANGE VERSION)	
		BRIDA RECTA SAE 3000 PSI (CODO LARGO)	
	AX40H	SAE 3000 CODE 61 - 45° ELBOW FLANGE	225
		FLANGIA 45° SAE 3000	
		SFL 45° BOGENARMATUR	
		BRIDA A 45° SAE 3000 PSI	
	AX90H	SAE 3000 CODE 61 - 90° ELBOW FLANGE	226
		FLANGIA 90° SAE 3000	
		SFL 90° BOGENARMATUR	
		BRIDA A 90° SAE 3000 PSI	
SAE 6000 CODE 62	AY10H	SAE 6000 CODE 62 STRAIGHT FLANGE	227
		FLANGIA DIRITTA SAE 6000	
		SFS GERADE	
		BRIDA RECTA SAE 6000 PSI	
	AY10H-L	SAE 6000 CODE 62 STRAIGHT FLANGE (LONG REACH VERSION)	228
		FLANGIA DIRITTA SAE 6000 (VERSIONE LUNGA)	
		SFS GERADE (LANGE VERSION)	
		BRIDA RECTA SAE 6000 PSI (CODO LARGO)	
	AY10HLZ-L	SAE 6000 CODE 62 STRAIGHT FLANGE (LONG REACH VERSION)	
		FLANGIA DIRITTA SAE 6000 (VERSIONE LUNGA)	
		SFS GERADE (LANGE VERSION)	
		BRIDA RECTA SAE 6000 PSI (CODO LARGO)	
	AY20H	SAE 6000 CODE 62 - 22,5° ELBOW FLANGE	229
		FLANGIA 22,5° SAE 6000	
		SFS 22,5° BOGENARMATUR	
		BRIDA A 22,5° SAE 6000 PSI	
	AY30H	SAE 6000 CODE 62 - 30° ELBOW FLANGE	230
		FLANGIA 30° SAE 6000	
		SFS 30° BOGENARMATUR	
		BRIDA A 30° SAE 6000 PSI	

© Intertraco (Italia) S.p.A. All rights are reserved

FOR 6 SPIRAL HOSES - NO SKIVE
PER TUBI A 6 SPIRALI - NO-SKIVE
FÜR 6-SPIRALSCHLÄUCHE - NO-SKIVE
PARA MANGUERA 6 ESPIRALES SIN PELADURA

PRODUCT *PRODOTTO* PRODUKT *PRODUCTO*		DESCRIPTION *DESCRIZIONE* BEZEICHNUNG *DESCRIPCION*	PAGE *PAGINA* SEITE *PAGINA*
SAE 6000 CODE 62	AY40H	SAE 6000 CODE 62 - 45° ELBOW FLANGE	231
		FLANGIA 45° SAE 6000	
		SFS 45° BOGENARMATUR	
		BRIDA A 45° SAE 6000 PSI	
	AY40HLZ	SAE 6000 CODE 62 - 45° ELBOW FLANGE	
		FLANGIA 45° SAE 6000	
		SFS 45° BOGENARMATUR	
		BRIDA A 45° SAE 6000 PSI	
	AY60H	SAE 6000 CODE 62 - 60° ELBOW FLANGE	232
		FLANGIA 60° SAE 6000	
		SFS 60° BOGENARMATUR	
		BRIDA A 60° SAE 6000 PSI	
	AY90H	SAE 6000 CODE 62 - 90° ELBOW FLANGE	233
		FLANGIA 90° SAE 6000	
		SFS 90° BOGENARMATUR	
		BRIDA A 90° SAE 6000 PSI	
	AY90HLZ	SAE 6000 CODE 62 - 90° ELBOW FLANGE	
		FLANGIA 90° SAE 6000	
		SFS 90° BOGENARMATUR	
		BRIDA A 90° SAE 6000 PSI	
	AY90H-L	SAE 6000 CODE 62 - 90° ELBOW FLANGE (LONG DROP)	234
		FLANGIA 90° SAE 6000 (VERSIONE ALTA)	
		SFS 90° BOGENARMATUR SONDER-SL	
		BRIDA A 90° SAE 6000 PSI (CODO LARGO)	
	AY90HLZ-L	SAE 6000 CODE 62 - 90° ELBOW FLANGE (LONG DROP)	
		FLANGIA 90° SAE 6000 (VERSIONE ALTA)	
		SFS 90° BOGENARMATUR SONDER-SL	
		BRIDA A 90° SAE 6000 PSI (CODO LARGO)	
	AL13HLZ	STRAIGHT SAE FLANGE WITH TAPERED SHAPE HEAD AND CAPTIVE PRE-ASSEMBLED FLANGE	235
		FLANGIA DIRITTA A TESTA CONICA SAE CON CONTROFLANGIA	
		FLANSCHARMATUR GERADE KONISCH SAE MIT KONTERFLANSCH	
		BRIDA RECTA CÓNICA SAE CON CONTRABRIDA	
	AL43HLZ	45° SAE FLANGE WITH TAPERED SHAPE HEAD AND CAPTIVE PRE-ASSEMBLED FLANGE	
		FLANGIA A 45° A TESTA CONICA SAE CON CONTROFLANGIA	
		FLANSCHARMATUR 45° KONISCH SAE MIT KONTERFLANSCH	
		BRIDA A 45° CÓNICA SAE CON CONTRABRIDA	
	AL93HLZ	90° SAE FLANGE WITH TAPERED SHAPE HEAD AND CAPTIVE PRE-ASSEMBLED FLANGE	236
		FLANGIA A 90° A TESTA CONICA SAE CON CONTROFLANGIA	
		FLANSCHARMATUR 90° KONISCH SAE MIT KONTERFLANSCH	
		BRIDA A 90° CÓNICA SAE CON CONTRABRIDA	

 © Intertraco (Italia) S.p.A. All rights are reserved

FOR 6 SPIRAL HOSES - NO SKIVE
PER TUBI A 6 SPIRALI - NO-SKIVE
FÜR 6-SPIRALSCHLÄUCHE - NO-SKIVE
PARA MANGUERA 6 ESPIRALES SIN PELADURA

PRODUCT *PRODOTTO* PRODUKT *PRODUCTO*		DESCRIPTION *DESCRIZIONE* BEZEICHNUNG *DESCRIPCION*	PAGE *PAGINA* SEITE *PAGINA*
SUPERCAT STYLE HIGH PRESSURE FLANGE	AY1CH	SUPERCAT STYLE STRAIGHT FLANGE *FLANGIA DIRITTA STILE SUPERCAT* SAE FLANSCH SUPERCAT- TYP 6000 PSI *BRIDA RECTA ESTILO SUPERCAT*	237
	AY2CH	SUPERCAT STYLE - 22,5° ELBOW FLANGE *FLANGIA 22,5° STILE SUPERCAT* SAE FLANSCH SUPERCAT-TYP 22,5° 6000 PSI *BRIDA A 22,5° ESTILO SUPERCAT*	238
	AY3CH	SUPERCAT STYLE - 30° ELBOW FLANGE *FLANGIA 30° STILE SUPERCAT* SAE FLANSCH SUPERCAT-TYP 30° 6000 PSI *BRIDA A 30° ESTILO SUPERCAT*	239
	AY4CH	SUPERCAT STYLE - 45° ELBOW FLANGE *FLANGIA 45° STILE SUPERCAT* SAE FLANSCH SUPERCAT-TYP 45° 6000 PSI *BRIDA A 45° ESTILO SUPERCAT*	240
	AY6CH	SUPERCAT STYLE - 60° ELBOW FLANGE *FLANGIA 60° STILE SUPERCAT* SAE FLANSCH SUPERCAT-TYP 60° 6000 PSI *BRIDA A 60° ESTILO SUPERCAT*	241
	AY9CH	SUPERCAT STYLE - 90° ELBOW FLANGE *FLANGIA 90° STILE SUPERCAT* SAE FLANSCH SUPERCAT-TYP 90° 6000 PSI *BRIDA A 90° ESTILO SUPERCAT*	242
STAPLE LOCK	ST11H	STAPLE LOCK MALE *RACCORDO MASCHIO PER MINIERA (STAPLE)* DICHTKOPF “STAPLE LOCK” *MACHO FIJO PARA MINERÍA (STAPLE)*	243
H.P. STAPLE LOCK	SS11H	HIGH PRESSURE STAPLE LOCK MALE *RACCORDO MASCHIO PER MINIERA ALTA PRESSIONE (HP STAPLE)* DICHTKOPF “STAPLE LOCK” HOCKDRUCK *MACHO FIJO PARA MINERÍA ALTA PRESSION (HP STAPLE)*	244
LOK-IT	HVM11H	HIGH PRESSURE LOK-IT MALE *MASCHIO LOK-IT ALTA PRESSIONE* *NIPPLE LOK-IT HOCHSDRUCK* *MACHO LOK-IT PARA ALTA PRESIÓN*	245
	HVM11HLZ	HIGH PRESSURE LOK-IT MALE *MASCHIO LOK-IT ALTA PRESSIONE* *NIPPLE LOK-IT HOCHSDRUCK* *MACHO LOK-IT PARA ALTA PRESIÓN*	

© Intertraco (Italia) S.p.A. All rights are reserved - 199

FOR 6 SPIRAL HOSES - NO SKIVE
PER TUBI A 6 SPIRALI - NO-SKIVE
FÜR 6-SPIRALSCHLÄUCHE - NO-SKIVE
PARA MANGUERA 6 ESPIRALES SIN PELADURA

PRODUCT *PRODOTTO* PRODUKT *PRODUCTO*		DESCRIPTION *DESCRIZIONE* BEZEICHNUNG *DESCRIPCION*	PAGE *PAGINA* SEITE *PAGINA*
LOK-IT	HVF10H	HIGH PRESSURE LOK-IT FEMALE	246
		FEMMINA LOK-IT ALTA PRESSIONE	
		MUFFE LOK-IT HOCHSDRUCK	
		HEMBRA LOK-IT PARA ALTA PRESIÓN	
	HVF10HLZ	HIGH PRESSURE LOK-IT FEMALE	
		FEMMINA LOK-IT ALTA PRESSIONE	
		MUFFE LOK-IT HOCHSDRUCK	
		HEMBRA LOK-IT PARA ALTA PRESIÓN	

 © Intertraco (Italia) S.p.A. All rights are reserved

© Intertraco (Italia) S.p.A. All rights are reserved - 201

FOR 6 SPIRAL HOSES - NO SKIVE
PER TUBI A 6 SPIRALI - NO-SKIVE
FÜR 6-SPIRALSCHLÄUCHE - NO-SKIVE
PARA MANGUERA 6 ESPIRALES SIN PELADURA

NPTF MN10H

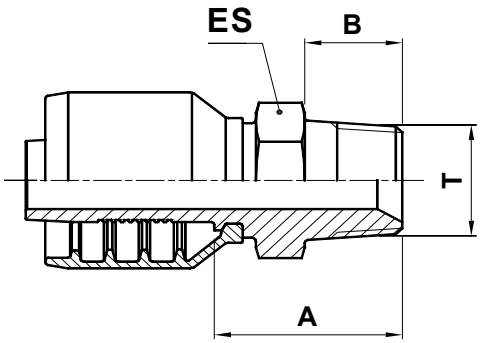

NPTF MALE (60° CONE SEAT)

MASCHIO NPTF SV. 60°

AGN ANSCHLUSSSTUTZEN MIT KONISCHEM NPTF-GEWINDE SELBSTDICHTEND 60° KONUS

MACHO FIJO NPTF CONO 60°

CODE CODICE BEST.-NR CODIGO	Ø HOSE Ø TUBO Ø SCHLAUCH Ø MANGUERA			T	A		B		ES		
	DN	INCH	SIZE		[mm]	[in]	[mm]	[in]	[mm]	[in]	[in]
MN10H-20-20	31	1.1/4”	20	1.1/4” - 11.1/2	62,9	2,48	24,5	0,96	46	1,811	1.13/16”
MN10H-24-24	38	1.1/2”	24	1.1/4” - 11.1/2	61,5	2,42	25,5	1,00	50	1,969	2”
MN10H-32-32	51	2”	32	2” - 11.1/2”	79,7	3,14	26	1,02	65	2,559	2.9/16”

 © Intertraco (Italia) S.p.A. All rights are reserved

FOR 6 SPIRAL HOSES - NO SKIVE
PER TUBI A 6 SPIRALI - NO-SKIVE
FÜR 6-SPIRALSCHLÄUCHE - NO-SKIVE
PARA MANGUERA 6 ESPIRALES SIN PELADURA

NPTF MNA10H

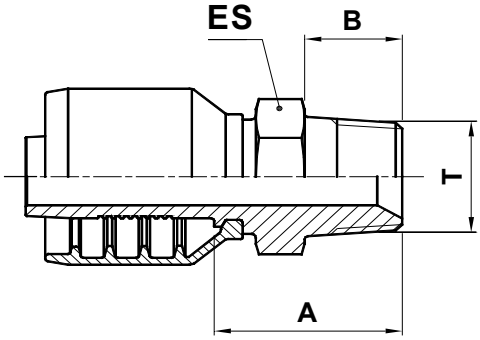

NPTF MALE (60° CONE SEAT) - LONG NOSE API STYLE VERSION

MASCHIO NPTF SV. 60° (VERSIONE API)

NPTF AUSSENGEWINDE 60° KONUS (LANGE VERSION)

MACHO FIJO NPTF CONO 60° TIPO LARGO ESTILO API

CODE CODICE BEST.-NR CODIGO	Ø HOSE Ø TUBO Ø SCHLAUCH Ø MANGUERA			T	A		B		ES		
	DN	INCH	SIZE		[mm]	[in]	[mm]	[in]	[mm]	[in]	[in]
MNA10H-24-32	38	1.1/2”	24	2” - 11.1/2	109,5	4,31	51	2,01	65	2,559	2.9/16”
MNA10H-32-32	51	2”	32	2” - 11.1/2	111,7	4,40	51	2,01	65	2,559	2.9/16”

© Intertraco (Italia) S.p.A. All rights are reserved - 203

FOR 6 SPIRAL HOSES - NO SKIVE
PER TUBI A 6 SPIRALI - NO-SKIVE
FÜR 6-SPIRALSCHLÄUCHE - NO-SKIVE
PARA MANGUERA 6 ESPIRALES SIN PELADURA

JIC MJ10H

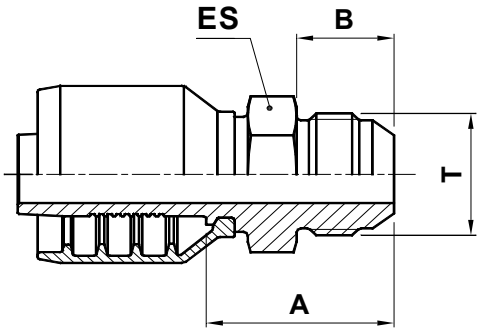

JIC 37° MALE

MASCHIO JIC CONO 37°

AGJ JIC-ANSCHLUSSSTUTZEN 37°
KONUS MIT UNF GEWINDE

MACHO FIJO JIC 37°

CODE CODICE BEST.-NR CODIGO	Ø HOSE Ø TUBO Ø SCHLAUCH Ø MANGUERA			T	A		B		ES		
	DN	INCH	SIZE		[mm]	[in]	[mm]	[in]	[mm]	[in]	[in]
MJ10H-20-20	31	1.1/4”	20	1.5/8” - 12	62,7	2,47	24,3	0,96	46	1,811	1.13/16”
MJ10H-24-24	38	1.1/2”	24	1.7/8” - 12	63,5	2,50	27,5	1,08	50	1,969	2”
MJ10H-32-32	51	2”	32	2.1/2” - 12	87,6	3,45	33,9	1,33	65	2,559	2.9/16”

 © Intertraco (Italia) S.p.A. All rights are reserved

FOR 6 SPIRAL HOSES - NO SKIVE
PER TUBI A 6 SPIRALI - NO-SKIVE
FÜR 6-SPIRALSCHLÄUCHE - NO-SKIVE
PARA MANGUERA 6 ESPIRALES SIN PELADURA

JIC FJ12H

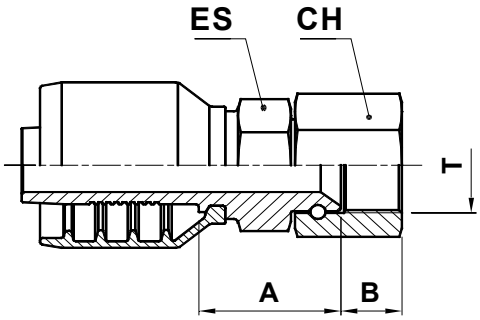

JIC 37° FEMALE SWIVEL

FEMMINA JIC DRITTA SV. 37°

DKJ JIC- DICHTKOPF 37° KONUS UNF GEWINDE

HEMBRA GIRATORIA RECTA JIC 37°

CODE CODICE BEST.-NR CODIGO	Ø HOSE Ø TUBO Ø SCHLAUCH Ø MANGUERA			T	A		B		ES			CH		
	DN	INCH	SIZE		[mm]	[in]	[mm]	[in]	[mm]	[in]	[in]	[mm]	[in]	[in]
FJ12H-20-20	31	1.1/4”	20	1.5/8” - 12	51,5	2,03	16	0,63	41	1,614	1.5/8”	50	1,969	2”
FJ12H-20-24	31	1.1/4”	20	1.7/8” - 12	56,8	2,24	18,5	0,73	50	1,969	2”	55	2,165	2.3/16”
FJ12H-24-24	38	1.1/2”	24	1.7/8” - 12	54,4	2,14	18,5	0,73	50	1,969	2”	55	2,165	2.3/16”
FJ12H-32-32	51	2”	32	2.1/2” - 12	77,7	3,06	24	0,94	65	2,559	2.9/16”	75	2,953	--

© Intertraco (Italia) S.p.A. All rights are reserved - 205

FOR 6 SPIRAL HOSES - NO SKIVE
PER TUBI A 6 SPIRALI - NO-SKIVE
FÜR 6-SPIRALSCHLÄUCHE - NO-SKIVE
PARA MANGUERA 6 ESPIRALES SIN PELADURA

JIC FJ42H

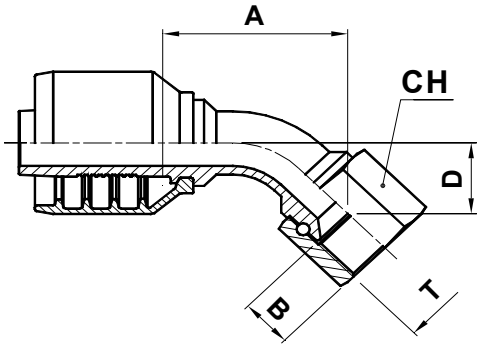

JIC 37° FEMALE SWIVEL - 45° ELBOW

FEMMINA JIC 45° SV. 37°

DKJ 45° - 37° KONUS

HEMBRA GIRATORIA A 45° JIC 37°

CODE CODICE BEST.-NR CODIGO	Ø HOSE Ø TUBO Ø SCHLAUCH Ø MANGUERA			T	A		B		D		CH		
	DN	INCH	SIZE		[mm]	[in]	[mm]	[in]	[mm]	[in]	[mm]	[in]	[in]
FJ42H-20-20	31	1.1/4”	20	1.5/8” - 12	99	3,90	16	0,63	37,5	1,48	50	1,969	2”
FJ42H-24-24	38	1.1/2”	24	1.7/8” - 12	162,5	6,40	18,5	0,73	50	1,97	55	2,165	2.3/16”
FJ42H-32-32	51	2”	32	2.1/2” - 12	167,6	6,60	24	0,94	68,8	2,71	75	2,953	--

 © Intertraco (Italia) S.p.A. All rights are reserved

FOR 6 SPIRAL HOSES - NO SKIVE
PER TUBI A 6 SPIRALI - NO-SKIVE
FÜR 6-SPIRALSCHLÄUCHE - NO-SKIVE
PARA MANGUERA 6 ESPIRALES SIN PELADURA

JIC FJ92H

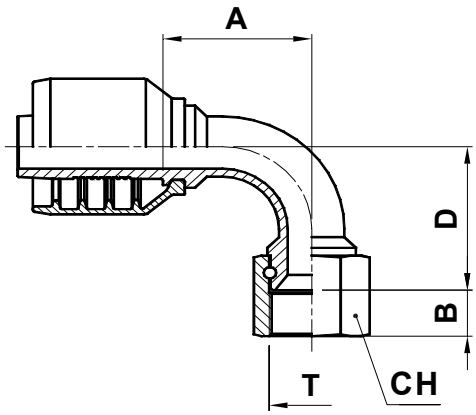

JIC 37° FEMALE SWIVEL - 90° ELBOW

FEMMINA JIC 90° SV. 37°

DKJ 90° - 37° KONUS

HEMBRA GIRATORIA A 90° JIC 37°

CODE CODICE BEST.-NR CODIGO	Ø HOSE Ø TUBO Ø SCHLAUCH Ø MANGUERA			T	A		B		D		CH		
	DN	INCH	SIZE		[mm]	[in]	[mm]	[in]	[mm]	[in]	[mm]	[in]	[in]
FJ92H-20-20	31	1.1/4”	20	1.5/8” - 12	86,5	3,41	16	0,63	77	3,03	50	1,969	2”
FJ92H-24-24	38	1.1/2”	24	1.7/8” - 12	106,3	4,19	18,5	0,73	100	3,94	55	2,165	2.3/16”
FJ92H-32-32	51	2”	32	2.1/2” - 12	154,3	6,07	24	0,94	140	5,51	75	2,953	--

© Intertraco (Italia) S.p.A. All rights are reserved - 207

FOR 6 SPIRAL HOSES - NO SKIVE
PER TUBI A 6 SPIRALI - NO-SKIVE
FÜR 6-SPIRALSCHLÄUCHE - NO-SKIVE
PARA MANGUERA 6 ESPIRALES SIN PELADURA

ORFS OR13H

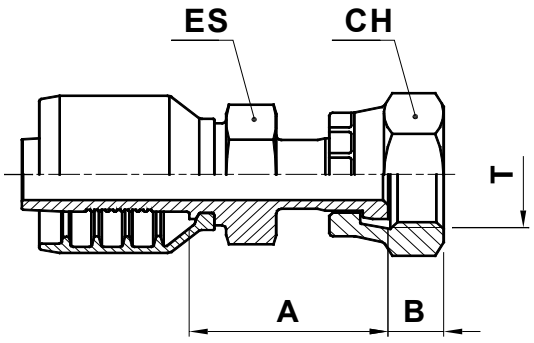

ORFS FEMALE SWIVEL

FEMMINA ORFS DIRITTA

ORFS- ARMATUR INNENGEWINDE

HEMBRA GIRATORIA RECTA ORFS

CODE CODICE BEST.-NR CODIGO	Ø HOSE Ø TUBO Ø SCHLAUCH Ø MANGUERA			T	A		B		ES			CH		
	DN	INCH	SIZE		[mm]	[in]	[mm]	[in]	[mm]	[in]	[in]	[mm]	[in]	[in]
OR12H-20-20	31	1.1/4”	20	1.11/16” - 12	55,9	2,20	14,8	0,58	41	1,614	1.5/8”	50	1,969	2”
OR12H-24-24	38	1.1/2”	24	2” - 12	58,7	2,31	14,8	0,58	50	1,969	2”	60	2,362	2.3/8”

NUT TYPE TIPO DI DADO HUTTER TYP TIPO DE TUERCA	OR12 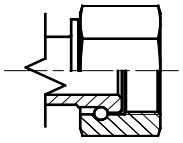

 © Intertraco (Italia) S.p.A. All rights are reserved

FOR 6 SPIRAL HOSES - NO SKIVE
PER TUBI A 6 SPIRALI - NO-SKIVE
FÜR 6-SPIRALSCHLÄUCHE - NO-SKIVE
PARA MANGUERA 6 ESPIRALES SIN PELADURA

ORFS OR43H

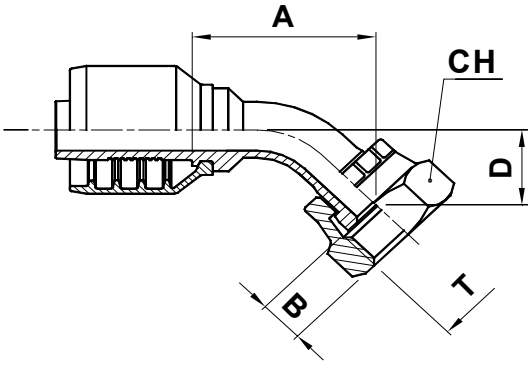

ORFS FEMALE SWIVEL - 45° ELBOW

FEMMINA ORFS 45°

ORFS- ARMATUR 45°

HEMBRA GIRATORIA A 45° ORFS

CODE CODICE BEST.-NR CODIGO	Ø HOSE Ø TUBO Ø SCHLAUCH Ø MANGUERA			T	A		B		D		CH		
	DN	INCH	SIZE		[mm]	[in]	[mm]	[in]	[mm]	[in]	[mm]	[in]	[in]
OR42H-20-20	31	1.1/4”	20	1.11/16” - 12	99	3,90	14,8	0,58	37,5	1,48	50	1,969	2”
OR42H-24-24	38	1.1/2”	24	2” - 12	130	5,12	14,8	0,58	47,2	1,86	60	2,362	2.3/8”

NUT TYPE TIPO DI DADO HUTTER TYP TIPO DE TUERCA	OR42 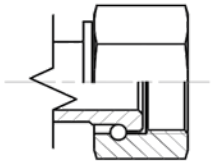

© Intertraco (Italia) S.p.A. All rights are reserved - 209

FOR 6 SPIRAL HOSES - NO SKIVE
PER TUBI A 6 SPIRALI - NO-SKIVE
FÜR 6-SPIRALSCHLÄUCHE - NO-SKIVE
PARA MANGUERA 6 ESPIRALES SIN PELADURA

ORFS OR93H

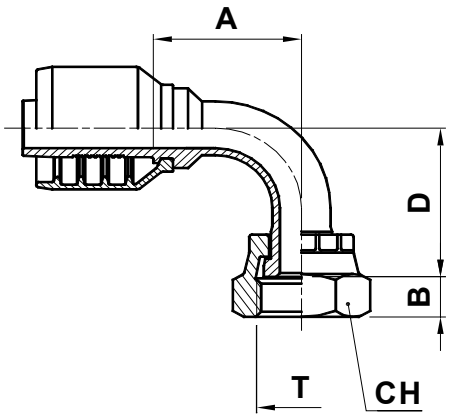

ORFS FEMALE SWIVEL - 90° ELBOW

FEMMINA ORFS 90°

ORFS- ARMATUR 90°

HEMBRA GIRATORIA A 90° ORFS

CODE CODICE BEST.-NR CODIGO	Ø HOSE Ø TUBO Ø SCHLAUCH Ø MANGUERA			T	A		B		D		CH		
	DN	INCH	SIZE		[mm]	[in]	[mm]	[in]	[mm]	[in]	[mm]	[in]	[in]
OR92H-20-20	31	1.1/4”	20	1.11/16” - 12	86,5	3,41	14,8	0,58	77	3,03	50	1,969	2”
OR92H-24-24	38	1.1/2”	24	2” - 12	115	4,53	14,8	0,58	102	4,02	60	2,362	2.3/8”

NUT TYPE TIPO DI DADO HUTTER TYP TIPO DE TUERCA	OR92 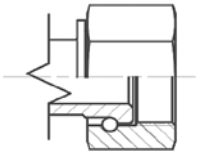

 © Intertraco (Italia) S.p.A. All rights are reserved

FOR 6 SPIRAL HOSES - NO SKIVE
PER TUBI A 6 SPIRALI - NO-SKIVE
FÜR 6-SPIRALSCHLÄUCHE - NO-SKIVE
PARA MANGUERA 6 ESPIRALES SIN PELADURA

JIS AK10H

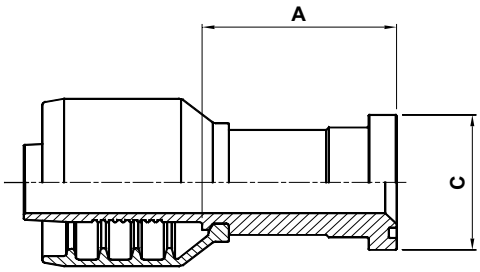

KOMATSU STYLE STRAIGHT FLANGE (FOR METRIC O-RING)

FLANGIA DIRITTA STILE KOMATSU (O-RING METRICO)

FLANSCHBUND KOMATSU-TYP GERADE

BRIDA RECTA ESTILO KOMATSU (O-RING METRICO)

CODE CODICE BEST.-NR CODIGO	Ø HOSE Ø TUBO Ø SCHLAUCH Ø MANGUERA			FLANGE	A		C	
	DN	INCH	SIZE		[mm]	[in]	[mm]	[in]
AK10H-20-20	31	1.1/4”	20	1.1/4”	82,9	3,26	50,8	2,00
AK10H-24-24	38	1.1/2”	24	1.1/2”	93,5	3,68	60,3	2,37
AK10H-32-32	51	2”	32	2”	128,7	5,07	71,4	2,81

© Intertraco (Italia) S.p.A. All rights are reserved - 211

FOR 6 SPIRAL HOSES - NO SKIVE
PER TUBI A 6 SPIRALI - NO-SKIVE
FÜR 6-SPIRALSCHLÄUCHE - NO-SKIVE
PARA MANGUERA 6 ESPIRALES SIN PELADURA

JIS AK40H

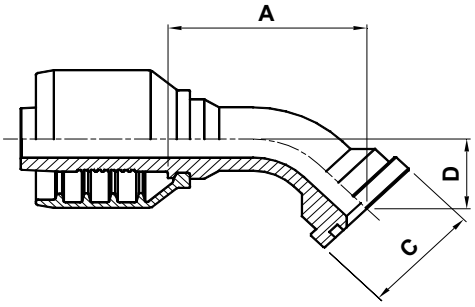

KOMATSU STYLE - 45° ELBOW FLANGE (FOR METRIC O-RING)

FLANGIA 45° STILE KOMATSU (O-RING METRICO)

FLANSCHBUND KOMATSU-TYP 45°

BRIDA A 45° ESTILO KOMATSU (O-RING METRICO)

CODE CODICE BEST.-NR CODIGO	Ø HOSE Ø TUBO Ø SCHLAUCH Ø MANGUERA			FLANGE	A		C		D	
	DN	INCH	SIZE		[mm]	[in]	[mm]	[in]	[mm]	[in]
AK40H-20-20	31	1.1/4”	20	1.1/4”	115,9	4,56	50,8	2,00	32	1,26
AK40H-24-24	38	1.1/2”	24	1.1/2”	131,5	5,18	60,3	2,37	38	1,50
AK40H-32-32	51	2”	32	2”	188,2	7,41	71,4	2,81	54	2,13

 © Intertraco (Italia) S.p.A. All rights are reserved

FOR 6 SPIRAL HOSES - NO SKIVE
PER TUBI A 6 SPIRALI - NO-SKIVE
FÜR 6-SPIRALSCHLÄUCHE - NO-SKIVE
PARA MANGUERA 6 ESPIRALES SIN PELADURA

JIS AK90H

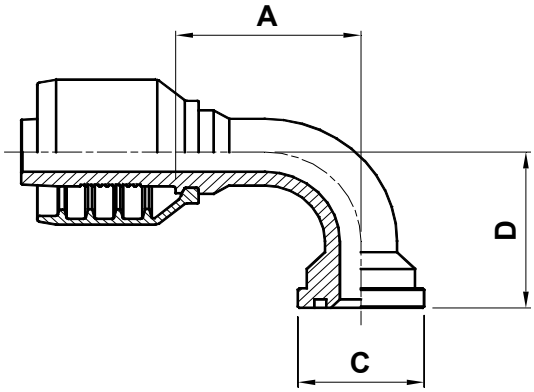

KOMATSU STYLE - 90° ELBOW FLANGE (FOR METRIC O-RING)

FLANGIA 90° STILE KOMATSU (O-RING METRICO)

FLANSCHBUND KOMATSU-TYP 90°

BRIDA A 90° ESTILO KOMATSU (O-RING METRICO)

CODE CODICE BEST.-NR CODIGO	Ø HOSE Ø TUBO Ø SCHLAUCH Ø MANGUERA			FLANGE	A		C		D	
	DN	INCH	SIZE		[mm]	[in]	[mm]	[in]	[mm]	[in]
AK90H-20-20	31	1.1/4”	20	1.1/4”	102,9	4,05	50,8	2,00	80	3,15
AK90H-24-24	38	1.1/2”	24	1.1/2”	132	5,20	60,3	2,37	110	4,33
AK90H-32-32	51	2”	32	2”	164,7	6,48	71,4	2,81	140	5,51

© Intertraco (Italia) S.p.A. All rights are reserved

FOR 6 SPIRAL HOSES - NO SKIVE
PER TUBI A 6 SPIRALI - NO-SKIVE
FÜR 6-SPIRALSCHLÄUCHE - NO-SKIVE
PARA MANGUERA 6 ESPIRALES SIN PELADURA

BSPT MT10H

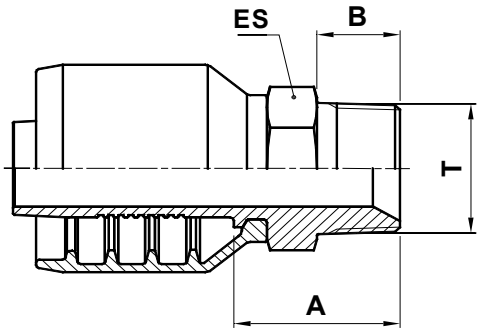

BSPT TAPERED MALE 60° CONE
MASCHIO BSP CONICO SV. 60°
BSPT AUSSENGWINDE 60° KONUS
MACHO FIJO BSPT CONO 60°

CODE CODICE BEST.-NR CODIGO	Ø HOSE Ø TUBO Ø SCHLAUCH Ø MANGUERA			T	A		B		ES		
	DN	INCH	SIZE		[mm]	[in]	[mm]	[in]	[mm]	[in]	[in]
MT10H-20-20	31	1.1/4”	20	1.1/4” - 11	52,9	2,08	25	0,98	46	1,811	1.13/16”
MT10H-24-24	38	1.1/2”	24	1.1/2” - 11	53,5	2,11	28	1,10	50	1,969	2”
MT10H-32-32	51	2”	32	2” - 11	63,7	2,51	28	1,10	65	2,559	2.9/16”

 © Intertraco (Italia) S.p.A. All rights are reserved

FOR 6 SPIRAL HOSES - NO SKIVE
PER TUBI A 6 SPIRALI - NO-SKIVE
FÜR 6-SPIRALSCHLÄUCHE - NO-SKIVE
PARA MANGUERA 6 ESPIRALES SIN PELADURA

BSP MB10H

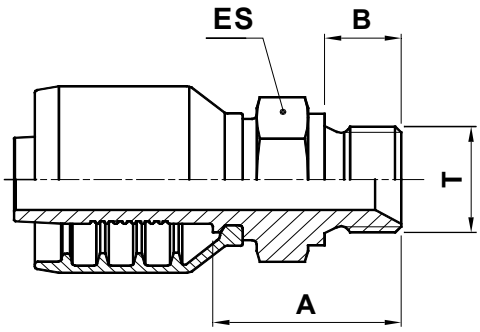

BSP MALE 60° CONE

MASCHIO BSP CILINDRICO SV. 60°

AGR BSP-ANSCHLUSSSTUTZEN 60° KONUS MIT BSP AG

MACHO FIJO BSP CONO 60°

CODE CODICE BEST.-NR CODIGO	Ø HOSE Ø TUBO Ø SCHLAUCH Ø MANGUERA			T	A		B		ES		
	DN	INCH	SIZE		[mm]	[in]	[mm]	[in]	[mm]	[in]	[in]
MB10H-20-20	31	1.1/4”	20	1.1/4” - 11	50,9	2,00	20	0,79	50	1,969	2”
MB10H-24-24	38	1.1/2”	24	1.1/2” - 11	52,5	2,07	22	0,87	55	2,165	2.3/16”
MB10H-32-32	51	2”	32	2” - 11	67,2	2,65	25	0,98	70	2,756	2.3/4”

© Intertraco (Italia) S.p.A. All rights are reserved - 215

FOR 6 SPIRAL HOSES - NO SKIVE
PER TUBI A 6 SPIRALI - NO-SKIVE
FÜR 6-SPIRALSCHLÄUCHE - NO-SKIVE
PARA MANGUERA 6 ESPIRALES SIN PELADURA

BSP FB12H

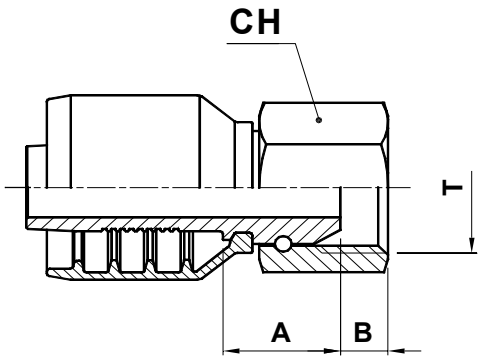

BSP FEMALE SWIVEL 60° CONE

FEMMINA BSP DIRITTA CONO 60°

DKR BSP DICHTKOPF 60° KONUS BSP GEWINDE

HEMBRA GIRATORIA RECTA BSP CONO 60°

CODE CODICE BEST.-NR CODIGO	Ø HOSE Ø TUBO Ø SCHLAUCH Ø MANGUERA			T	A		B		CH		
	DN	INCH	SIZE		[mm]	[in]	[mm]	[in]	[mm]	[in]	[in]
FB12H-20-20	31	1.1/4”	20	1.1/4” - 11	36,8	1,45	10	0,39	50	1,969	2”
FB12H-24-24	38	1.1/2”	24	1.1/2” - 11	38	1,50	12	0,47	55	2,165	2.3/16”
FB12H-32-32	51	2”	32	2” - 11	43,6	1,72	16	0,63	70	2,756	2.3/4”

 © Intertraco (Italia) S.p.A. All rights are reserved

FOR 6 SPIRAL HOSES - NO SKIVE
PER TUBI A 6 SPIRALI - NO-SKIVE
FÜR 6-SPIRALSCHLÄUCHE - NO-SKIVE
PARA MANGUERA 6 ESPIRALES SIN PELADURA

BSP FB42H

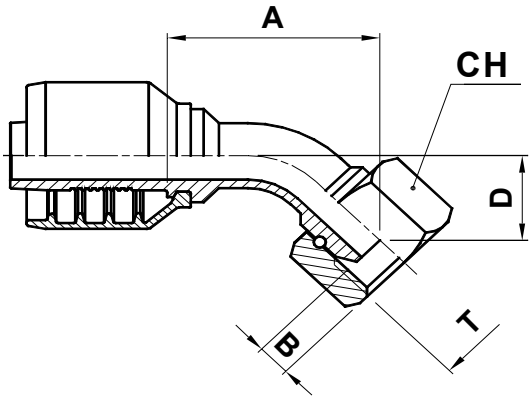

BSP FEMALE SWIVEL - 45° ELBOW 60° CONE

FEMMINA BSP 45° CONO 60°

DKR 45° - 60° KONUS

HEMBRA GIRATORIA A 45° BSP CONO 60°

CODE CODICE BEST.-NR CODIGO	Ø HOSE Ø TUBO Ø SCHLAUCH Ø MANGUERA			T	A		B		D		CH		
	DN	INCH	SIZE		[mm]	[in]	[mm]	[in]	[mm]	[in]	[mm]	[in]	[in]
FB42H-20-20	31	1.1/4”	20	1.1/4” - 11	99	3,90	10	0,39	37,5	1,48	50	1,969	2”
FB42H-24-24	38	1.1/2”	24	1.1/2” - 11	135	5,31	12	0,47	49,2	1,94	55	2,165	2.3/16”
FB42H-32-32	51	2”	32	2” - 11	163,5	6,44	16	0,63	60	2,36	70	2,756	2.3/4”

© Intertraco (Italia) S.p.A. All rights are reserved - 217

FOR 6 SPIRAL HOSES - NO SKIVE
PER TUBI A 6 SPIRALI - NO-SKIVE
FÜR 6-SPIRALSCHLÄUCHE - NO-SKIVE
PARA MANGUERA 6 ESPIRALES SIN PELADURA

BSP FB92H

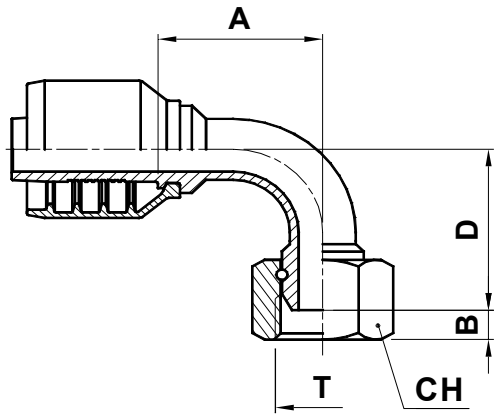

BSP FEMALE SWIVEL - 90° ELBOW 60° CONE

FEMMINA BSP 90° CONO 60°

DKR 90° - 60° KONUS

HEMBRA GIRATORIA A 90° BSP CONO 60°

CODE CODICE BEST.-NR CODIGO	Ø HOSE Ø TUBO Ø SCHLAUCH Ø MANGUERA			T	A		B		D		CH		
	DN	INCH	SIZE		[mm]	[in]	[mm]	[in]	[mm]	[in]	[mm]	[in]	[in]
FB92H-20-20	31	1.1/4”	20	1.1/4” - 11	86,5	3,41	10	0,39	77	3,03	50	1,969	2”
FB92H-24-24	38	1.1/2”	24	1.1/2” - 11	132	5,20	12	0,47	108	4,25	55	2,165	2.3/16”
FB92H-32-32	51	2”	32	2” - 11	149,3	5,88	16	0,63	128	5,04	70	2,756	2.3/4”

 © Intertraco (Italia) S.p.A. All rights are reserved

FOR 6 SPIRAL HOSES - NO SKIVE
PER TUBI A 6 SPIRALI - NO-SKIVE
FÜR 6-SPIRALSCHLÄUCHE - NO-SKIVE
PARA MANGUERA 6 ESPIRALES SIN PELADURA

METRIC MS10H

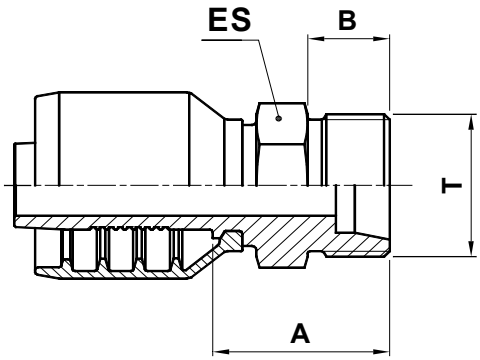

METRIC HEAVY MALE (24° CONE SEAT)

MASCHIO METRICO SV. 24°
SERIE PESANTE

CES GEWINDEZAPFEN SCHWERE REIHE
24° KONUS

MACHO FIJO METRICO CONO 24°
SERIE PESADA

CODE CODICE BEST.-NR CODIGO	Ø HOSE Ø TUBO Ø SCHLAUCH Ø MANGUERA			T	PIPE	A		B		ES		
	DN	INCH	SIZE			[mm]	[in]	[mm]	[in]	[mm]	[in]	[in]
MS10H-20-52	31	1.1/4”	20	M52X2	S38	49,9	1,96	22	0,87	55	2,165	2.3/16”
MS10H-24-52	38	1.1/2”	24	M52X2	S38	50	1,97	22	0,87	55	2,165	2.3/16”

© Intertraco (Italia) S.p.A. All rights are reserved - 219

FOR 6 SPIRAL HOSES - NO SKIVE
PER TUBI A 6 SPIRALI - NO-SKIVE
FÜR 6-SPIRALSCHLÄUCHE - NO-SKIVE
PARA MANGUERA 6 ESPIRALES SIN PELADURA

METRIC FS13H · FS12H

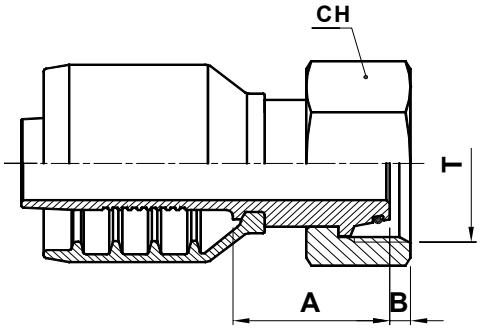

METRIC HEAVY FEMALE SWIVEL (24° CONE SEAT)

FEMMINA METRICA DIRITTA O-RING CONO 24° SERIE PESANTE

DKOS DICHTKEGEL MIT O-RING SCHWERE REIHE 24° KONUS

HEMBRA GIRATORIA RECTA METRICA CONO 24° SERIE PESADA

CODE CODICE BEST.-NR CODIGO	Ø HOSE Ø TUBO Ø SCHLAUCH Ø MANGUERA			T	PIPE	A		B		CH		
	DN	INCH	SIZE			[mm]	[in]	[mm]	[in]	[mm]	[in]	[in]
FS13H-20-52	31	1.1/4”	20	M52X2	S38	48,9	1,93	6,5	0,26	60	2,362	2.3/8”
FS12H-24-52	38	1.1/2”	24	M52X2	S38	43	1,69	6,5	0,26	60	2,362	2.3/8”

NUT TYPE
TIPO DI DADO
HUTTER TYP
TIPO DE TUERCA

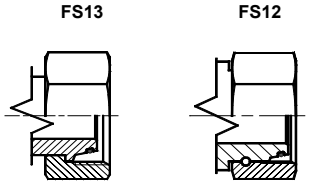

 © Intertraco (Italia) S.p.A. All rights are reserved

intertraco

FOR 6 SPIRAL HOSES - NO SKIVE
PER TUBI A 6 SPIRALI - NO-SKIVE
FÜR 6-SPIRALSCHLÄUCHE - NO-SKIVE
PARA MANGUERA 6 ESPIRALES SIN PELADURA

METRIC FS43H · FS42H

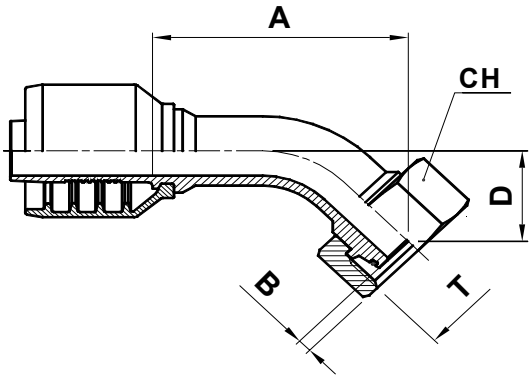

METRIC HEAVY FEMALE SWIVEL 45° ELBOW (24° CONE SEAT)

FEMMINA METRICA 45° O-RING CONO 24° SERIE PESANTE

DKOS 45° - 24° KONUS

HEMBRA GIRATORIA A 45° METRICA CONO 24° SERIE PESADA

CODE CODICE BEST.-NR CODIGO	Ø HOSE Ø TUBO Ø SCHLAUCH Ø MANGUERA			T	PIPE	A		B		D		CH		
	DN	INCH	SIZE			[mm]	[in]	[mm]	[in]	[mm]	[in]	[mm]	[in]	[in]
FS43H-20-52	31	1.1/4”	20	M52X2	S38	123,3	4,85	6,5	0,26	45,6	1,80	60	2,362	2.3/8”
FS42H-24-52	38	1.1/2”	24	M52X2	S38	130	5,12	6,5	0,26	47,2	1,86	60	2,362	2.3/8”

NUT TYPE TIPO DI DADO HUTTER TYP TIPO DE TUERCA	

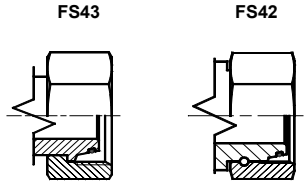

© Intertraco (Italia) S.p.A. All rights are reserved

FOR 6 SPIRAL HOSES - NO SKIVE
PER TUBI A 6 SPIRALI - NO-SKIVE
FÜR 6-SPIRALSCHLÄUCHE - NO-SKIVE
PARA MANGUERA 6 ESPIRALES SIN PELADURA

METRIC FS93H · FS92H

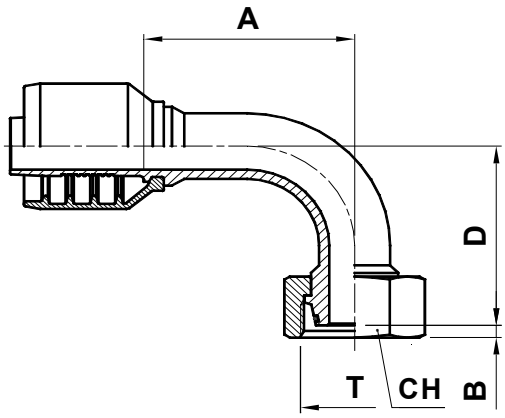

METRIC HEAVY FEMALE SWIVEL 90° ELBOW (24° CONE SEAT)

FEMMINA METRICA 90° O-RING CONO 24° SERIE PESANTE

DKOS 90° - 24° KONUS

HEMBRA GIRATORIA A 90° METRICA CONO 24° SERIE PESADA

CODE CODICE BEST.-NR CODIGO	Ø HOSE Ø TUBO Ø SCHLAUCH Ø MANGUERA			T	PIPE	A		B		D		CH		
	DN	INCH	SIZE			[mm]	[in]	[mm]	[in]	[mm]	[in]	[mm]	[in]	[in]
FS93H-20-52	31	1.1/4”	20	M52X2	S38	95,6	3,76	6,5	0,26	104	4,09	60	2,362	2.3/8”
FS92H-24-52	38	1.1/2”	24	M52X2	S38	115	4,53	6,5	0,26	102	4,02	60	2,362	2.3/8”

NUT TYPE TIPO DI DADO HUTTER TYP TIPO DE TUERCA	FS93	FS92
	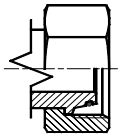	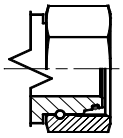

 © Intertraco (Italia) S.p.A. All rights are reserved

FOR 6 SPIRAL HOSES - NO SKIVE
PER TUBI A 6 SPIRALI - NO-SKIVE
FÜR 6-SPIRALSCHLÄUCHE - NO-SKIVE
PARA MANGUERA 6 ESPIRALES SIN PELADURA

SAE 3000 CODE 61 AX10H

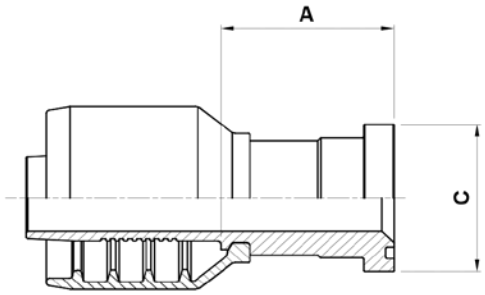

SAE 3000 CODE 61 STRAIGHT FLANGE

FLANGIA DIRITTA SAE 3000

SFL GERADE

BRIDA RECTA SAE 3000 PSI

CODE CODICE BEST.-NR CODIGO	Ø HOSE Ø TUBO Ø SCHLAUCH Ø MANGUERA			FLANGE	A		C	
	DN	INCH	SIZE		[mm]	[in]	[mm]	[in]
AX10H-20-20	31	1.1/4”	20	1.1/4”	51,4	2,02	50,8	2,00
AX10H-20-24	31	1.1/4”	20	1.1/2”	61,4	2,42	60,3	2,37
AX10H-24-20	38	1.1/2”	24	1.1/4”	70,5	2,78	50,8	2,00
AX10H-24-24	38	1.1/2”	24	1.1/2”	62	2,44	60,3	2,37
AX10H-24-32	38	1.1/2”	24	2”	77	3,03	71,4	2,81
AX10H-32-24	51	2”	32	1.1/2”	95,7	3,77	60,3	2,37
AX10H-32-32	51	2”	32	2”	95,7	3,77	71,4	2,81

© Intertraco (Italia) S.p.A. All rights are reserved

FOR 6 SPIRAL HOSES - NO SKIVE
PER TUBI A 6 SPIRALI - NO-SKIVE
FÜR 6-SPIRALSCHLÄUCHE - NO-SKIVE
PARA MANGUERA 6 ESPIRALES SIN PELADURA

SAE 3000 CODE 61 AX10H-L

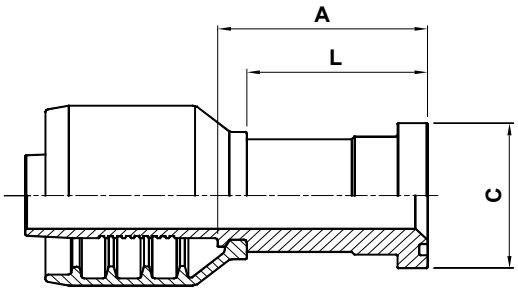

SAE 3000 CODE 61 STRAIGHT FLANGE (LONG REACH VERSION)

FLANGIA DIRITTA SAE 3000 VERSIONE LUNGA

SFL GERADE (LANGE VERSION)

BRIDA RECTA SAE 3000 PSI (CODO LARGO)

CODE CODICE BEST.-NR CODIGO	Ø HOSE Ø TUBO Ø SCHLAUCH Ø MANGUERA			FLANGE	A		C		L	
	DN	INCH	SIZE		[mm]	[in]	[mm]	[in]	[mm]	[in]
AX10H-20-20-73	31	1.1/4”	20	1.1/4”	82,9	3,26	50,8	2,00	73	2,87
AX10H-24-24-83	38	1.1/2”	24	1.1/2”	93,5	3,68	60,3	2,37	83	3,27
AX10H-32-32-88	51	2”	32	2”	103,7	4,08	71,4	2,81	88	3,46

 © Intertraco (Italia) S.p.A. All rights are reserved

FOR 6 SPIRAL HOSES - NO SKIVE
PER TUBI A 6 SPIRALI - NO-SKIVE
FÜR 6-SPIRALSCHLÄUCHE - NO-SKIVE
PARA MANGUERA 6 ESPIRALES SIN PELADURA

SAE 3000 CODE 61 AX40H

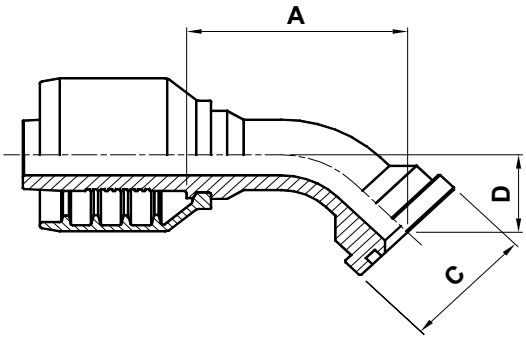

SAE 3000 CODE 61 - 45° ELBOW FLANGE

FLANGIA 45° SAE 3000

SFL 45° BOGENARMATUR

BRIDA A 45° SAE 3000 PSI

CODE CODICE BEST.-NR CODIGO	Ø HOSE Ø TUBO Ø SCHLAUCH Ø MANGUERA			FLANGE	A		C		D	
	DN	INCH	SIZE		[mm]	[in]	[mm]	[in]	[mm]	[in]
AX40H-20-20	31	1.1/4”	20	1.1/4”	130	5,12	50,8	2,00	43,5	1,71
AX40H-20-24	31	1.1/4”	20	1.1/2”	126	4,96	60,3	2,37	38	1,50
AX40H-24-24	38	1.1/2”	24	1.1/2”	152	5,98	60,3	2,37	47	1,85
AX40H-24-32	38	1.1/2”	24	2”	132,8	5,23	71,4	2,81	46,8	1,84
AX40H-32-32	51	2”	32	2”	150	5,91	71,4	2,81	53	2,09

© Intertraco (Italia) S.p.A. All rights are reserved

FOR 6 SPIRAL HOSES - NO SKIVE
PER TUBI A 6 SPIRALI - NO-SKIVE
FÜR 6-SPIRALSCHLÄUCHE - NO-SKIVE
PARA MANGUERA 6 ESPIRALES SIN PELADURA

SAE 3000 CODE 61 AX90H

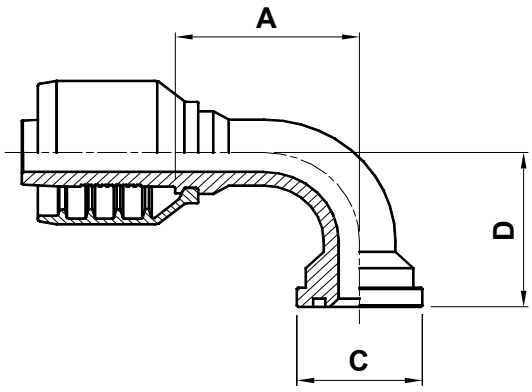

SAE 3000 CODE 61 - 90° ELBOW FLANGE

FLANGIA 90° SAE 3000

SFL 90° BOGENARMATUR

BRIDA A 90° SAE 3000 PSI

CODE CODICE BEST.-NR CODIGO	Ø HOSE Ø TUBO Ø SCHLAUCH Ø MANGUERA			FLANGE	A		C		D	
	DN	INCH	SIZE		[mm]	[in]	[mm]	[in]	[mm]	[in]
AX90H-20-20	31	1.1/4”	20	1.1/4”	109,5	4,31	50,8	2,00	93,5	3,68
AX90H-20-24	31	1.1/4”	20	1.1/2”	108	4,25	60,3	2,37	90	3,54
AX90H-24-24	38	1.1/2”	24	1.1/2”	132	5,20	60,3	2,37	103,5	4,07
AX90H-24-32	38	1.1/2”	24	2”	116	4,57	71,4	2,81	104	4,09
AX90H-32-32	51	2”	32	2”	155	6,10	71,4	2,81	123	4,84

 © Intertraco (Italia) S.p.A. All rights are reserved

FOR 6 SPIRAL HOSES - NO SKIVE
PER TUBI A 6 SPIRALI - NO-SKIVE
FÜR 6-SPIRALSCHLÄUCHE - NO-SKIVE
PARA MANGUERA 6 ESPIRALES SIN PELADURA

SAE 6000 CODE 62 AY10H

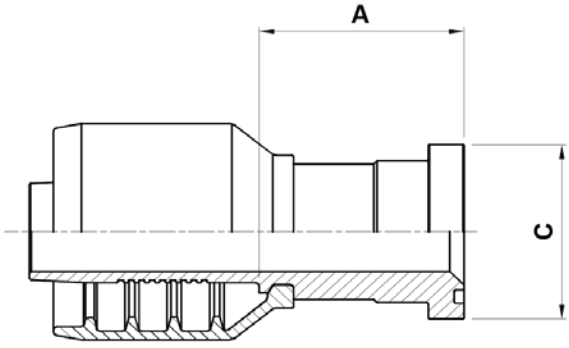

SAE 6000 CODE 62 STRAIGHT FLANGE

FLANGIA DIRITTA SAE 6000

SFS GERADE

BRIDA RECTA SAE 6000 PSI

CODE CODICE BEST.-NR CODIGO	Ø HOSE Ø TUBO Ø SCHLAUCH Ø MANGUERA			FLANGE	A		C	
	DN	INCH	SIZE		[mm]	[in]	[mm]	[in]
AY10H-20-20	31	1.1/4”	20	1.1/4”	76,9	3,03	54	2,13
AY10H-20-24	31	1.1/4”	20	1.1/2”	81,4	3,20	63,5	2,50
AY10H-24-20	38	1.1/2”	24	1.1/4”	72,5	2,85	54	2,13
AY10H-24-24	38	1.1/2”	24	1.1/2”	82	3,23	63,5	2,50
AY10H-24-32	38	1.1/2”	24	2”	110,5	4,35	79,4	3,13
AY10H-32-32	51	2”	32	2”	115,7	4,56	79,4	3,13

© Intertraco (Italia) S.p.A. All rights are reserved - 227

FOR 6 SPIRAL HOSES - NO SKIVE
PER TUBI A 6 SPIRALI - NO-SKIVE
FÜR 6-SPIRALSCHLÄUCHE - NO-SKIVE
PARA MANGUERA 6 ESPIRALES SIN PELADURA

SAE 6000 CODE 62 AY10H-L

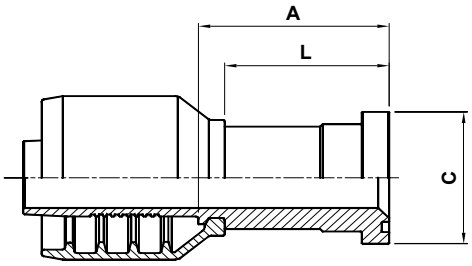

SAE 6000 CODE 62 STRAIGHT FLANGE (LONG REACH VERSION)

FLANGIA DIRITTA SAE 6000 (VERSIONE LUNGA)

SFS GERADE (LANGE VERSION)

BRIDA RECTA SAE 6000 PSI (CODO LARGO)

CODE CODICE BEST.-NR CODIGO	Ø HOSE Ø TUBO Ø SCHLAUCH Ø MANGUERA			FLANGE	A		C		L	
	DN	INCH	SIZE		[mm]	[in]	[mm]	[in]	[mm]	[in]
AY10H-24-24-108	38	1.1/2”	24	1.1/2”	118,5	4,67	63,5	2,50	108	4,25

SAE 6000 CODE 62 AY10HLZ-L

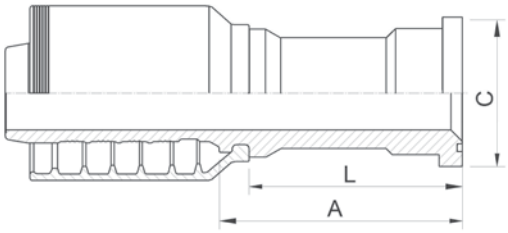

SAE 6000 CODE 62 STRAIGHT FLANGE (LONG REACH VERSION)

FLANGIA DIRITTA SAE 6000 (VERSIONE LUNGA)

SFS GERADE (LANGE VERSION)

BRIDA RECTA SAE 6000 PSI (CODO LARGO)

CODE CODICE BEST.-NR CODIGO	Ø HOSE Ø TUBO Ø SCHLAUCH Ø MANGUERA			FLANGE	A		C		L	
	DN	INCH	SIZE		[mm]	[in]	[mm]	[in]	[mm]	[in]
AY10HLZ-32-24-110	51	2”	32	1.1/2”	124,6	4,91	63,5	2,50	110	4,33
AY10HLZ-32-32-110	51	2”	32	2”	125,3	4,93	79,4	3,13	110	4,33

 © Intertraco (Italia) S.p.A. All rights are reserved

FOR 6 SPIRAL HOSES - NO SKIVE
PER TUBI A 6 SPIRALI - NO-SKIVE
FÜR 6-SPIRALSCHLÄUCHE - NO-SKIVE
PARA MANGUERA 6 ESPIRALES SIN PELADURA

SAE 6000 CODE 62 AY20H

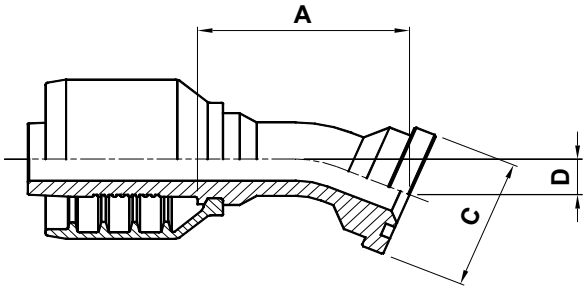

SAE 6000 CODE 62 - 22,5° ELBOW FLANGE

FLANGIA 22,5° SAE 6000

SFS 22,5° BOGENARMATUR

BRIDA A 22,5° SAE 6000 PSI

CODE CODICE BEST.-NR CODIGO	Ø HOSE Ø TUBO Ø SCHLAUCH Ø MANGUERA			FLANGE	A		C		D	
	DN	INCH	SIZE		[mm]	[in]	[mm]	[in]	[mm]	[in]
AY20H-24-24	38	1.1/2”	24	1.1/2”	140	5,51	63,5	2,50	20	0,79

© Intertraco (Italia) S.p.A. All rights are reserved - 229

FOR 6 SPIRAL HOSES - NO SKIVE
PER TUBI A 6 SPIRALI - NO-SKIVE
FÜR 6-SPIRALSCHLÄUCHE - NO-SKIVE
PARA MANGUERA 6 ESPIRALES SIN PELADURA

SAE 6000 CODE 62 AY30H

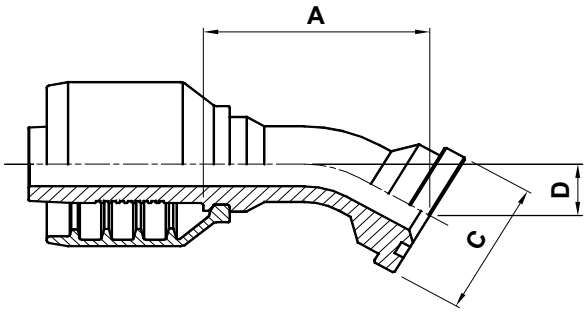

SAE 6000 CODE 62 - 30° ELBOW FLANGE

FLANGIA 30° SAE 6000

SFS 30° BOGENARMATUR

BRIDA A 30° SAE 6000 PSI

CODE CODICE BEST.-NR CODIGO	Ø HOSE Ø TUBO Ø SCHLAUCH Ø MANGUERA			FLANGE	A		C		D	
	DN	INCH	SIZE		[mm]	[in]	[mm]	[in]	[mm]	[in]
AY30H-24-24	38	1.1/2”	24	1.1/2”	147,5	5,81	63,5	2,50	29	1,14
AY30H-32-32	51	2”	32	2”	187	7,36	79,4	3,13	37	1,46

 © Intertraco (Italia) S.p.A. All rights are reserved

FOR 6 SPIRAL HOSES - NO SKIVE
PER TUBI A 6 SPIRALI - NO-SKIVE
FÜR 6-SPIRALSCHLÄUCHE - NO-SKIVE
PARA MANGUERA 6 ESPIRALES SIN PELADURA

SAE 6000 CODE 62 AY40H

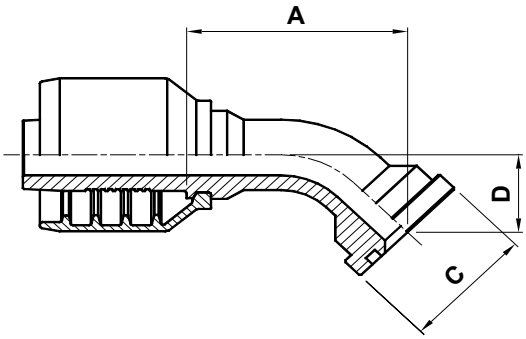

SAE 6000 CODE 62 - 45° ELBOW FLANGE

FLANGIA 45° SAE 6000

SFS 45° BOGENARMATUR

BRIDA A 45° SAE 6000 PSI

CODE CODICE BEST.-NR CODIGO	Ø HOSE Ø TUBO Ø SCHLAUCH Ø MANGUERA			FLANGE	A		C		D	
	DN	INCH	SIZE		[mm]	[in]	[mm]	[in]	[mm]	[in]
AY40H-20-16	31	1.1/4”	20	1”	115,5	4,55	47,6	1,88	38,1	1,50
AY40H-20-20	31	1.1/4”	20	1.1/4”	115,5	4,55	54	2,13	43,8	1,72
AY40H-20-24	31	1.1/4”	20	1.1/2”	117,5	4,63	63,5	2,50	48	1,89
AY40H-24-24	38	1.1/2”	24	1.1/2”	152	5,98	63,5	2,50	47	1,85
AY40H-24-32	38	1.1/2”	24	2”	146	5,75	79,4	3,13	57	2,24
AY40H-32-32	51	2”	32	2”	174	6,85	79,4	3,13	61	2,40

SAE 6000 CODE 62 AY40HLZ

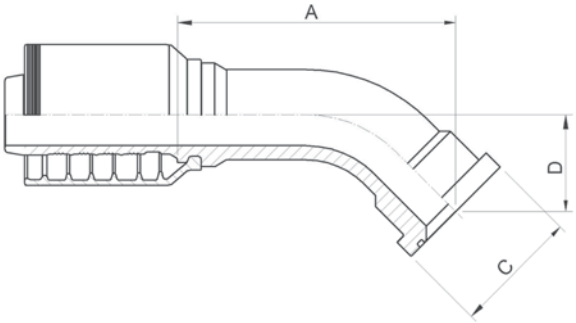

SAE 6000 CODE 62 - 45° ELBOW FLANGE

FLANGIA 45° SAE 6000

SFS 45° BOGENARMATUR

BRIDA A 45° SAE 6000 PSI

CODE CODICE BEST.-NR CODIGO	Ø HOSE Ø TUBO Ø SCHLAUCH Ø MANGUERA			FLANGE	A		C		D	
	DN	INCH	SIZE		[mm]	[in]	[mm]	[in]	[mm]	[in]
AY40HLZ-32-24	51	2”	32	1.1/2”	158,5	6,24	63,5	2,50	47	1,85
AY40HLZ-32-32	51	2”	32	2”	168	6,61	79,4	3,13	61	2,40

© Intertraco (Italia) S.p.A. All rights are reserved - 231

FOR 6 SPIRAL HOSES - NO SKIVE
PER TUBI A 6 SPIRALI - NO-SKIVE
FÜR 6-SPIRALSCHLÄUCHE - NO-SKIVE
PARA MANGUERA 6 ESPIRALES SIN PELADURA

SAE 6000 CODE 62 AY60H

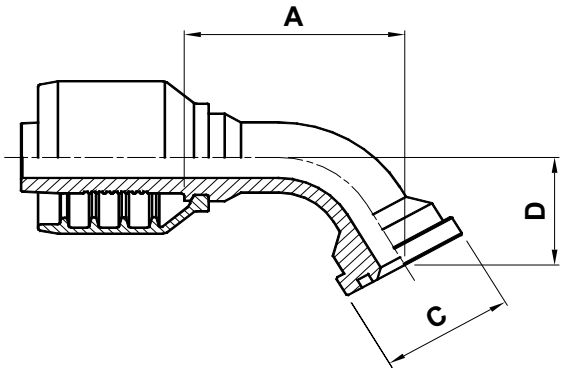

SAE 6000 CODE 62 - 60° ELBOW FLANGE

FLANGIA 60° SAE 6000

SFS 60° BOGENARMATUR

BRIDA A 60° SAE 6000 PSI

CODE CODICE BEST.-NR CODIGO	Ø HOSE Ø TUBO Ø SCHLAUCH Ø MANGUERA			FLANGE	A		C		D	
	DN	INCH	SIZE		[mm]	[in]	[mm]	[in]	[mm]	[in]
AY60H-20-20	31	1.1/4”	20	1.1/4”	113	4,45	54	2,13	55	2,17
AY60H-24-24	38	1.1/2”	24	1.1/2”	153,5	6,04	63,5	2,50	69,8	2,75

 © Intertraco (Italia) S.p.A. All rights are reserved

FOR 6 SPIRAL HOSES - NO SKIVE
PER TUBI A 6 SPIRALI - NO-SKIVE
FÜR 6-SPIRALSCHLÄUCHE - NO-SKIVE
PARA MANGUERA 6 ESPIRALES SIN PELADURA

SAE 6000 CODE 62 AY90H

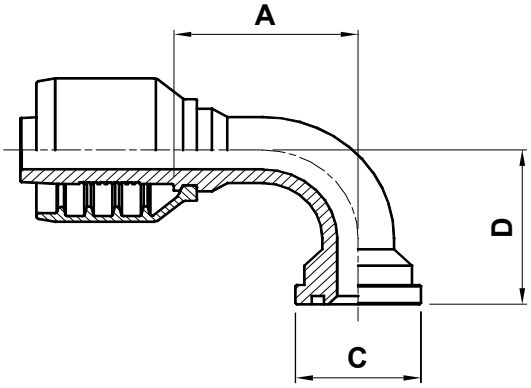

SAE 6000 CODE 62 - 90° ELBOW FLANGE

FLANGIA 90° SAE 6000

SFS 90° BOGENARMATUR

BRIDA A 90° SAE 6000 PSI

CODE CODICE BEST.-NR CODIGO	Ø HOSE Ø TUBO Ø SCHLAUCH Ø MANGUERA			FLANGE	A		C		D	
	DN	INCH	SIZE		[mm]	[in]	[mm]	[in]	[mm]	[in]
AY90H-20-16	31	1.1/4”	20	1”	109,5	4,31	47,6	1,87	87	3,43
AY90H-20-20	31	1.1/4”	20	1.1/4”	104	4,09	54	2,13	86	3,39
AY90H-20-24	31	1.1/4”	20	1.1/2”	104,2	4,10	63,5	2,50	98	3,86
AY90H-24-24	38	1.1/2”	24	1.1/2”	124,5	4,90	63,5	2,50	104	4,09
AY90H-24-32	38	1.1/2”	24	2”	129	5,08	79,4	3,13	119,5	4,70
AY90H-32-32	51	2”	32	2”	162	6,38	79,4	3,13	134	5,28

SAE 6000 CODE 62 AY90HLZ

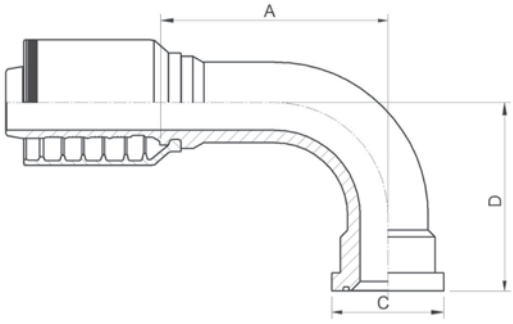

SAE 6000 CODE 62 - 90° ELBOW FLANGE

FLANGIA 90° SAE 6000

SFS 90° BOGENARMATUR

BRIDA A 90° SAE 6000 PSI

CODE CODICE BEST.-NR CODIGO	Ø HOSE Ø TUBO Ø SCHLAUCH Ø MANGUERA			FLANGE	A		C		D	
	DN	INCH	SIZE		[mm]	[in]	[mm]	[in]	[mm]	[in]
AY90HLZ-32-24	51	2”	32	1.1/2”	139,5	5,49	63,5	2,50	103	4,06
AY90HLZ-32-32	51	2”	32	2”	156,7	6,17	79,4	3,13	138	5,43

© Intertraco (Italia) S.p.A. All rights are reserved

FOR 6 SPIRAL HOSES - NO SKIVE
PER TUBI A 6 SPIRALI - NO-SKIVE
FÜR 6-SPIRALSCHLÄUCHE - NO-SKIVE
PARA MANGUERA 6 ESPIRALES SIN PELADURA

SAE 6000 CODE 62 AY90H-L

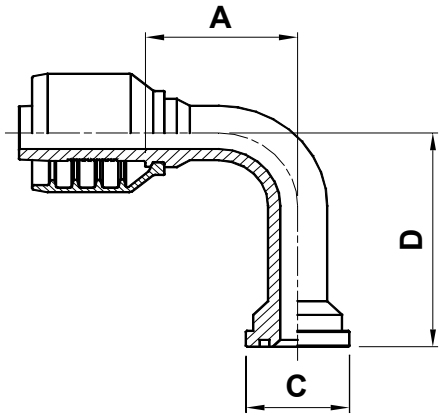

SAE 6000 CODE 62 - 90° ELBOW FLANGE (LONG DROP)

FLANGIA 90° SAE 6000 (VERSIONE ALTA)

SFS 90° BOGENARMATUR SONDER-SL

BRIDA A 90° SAE 6000 PSI (CODO LARGO)

CODE CODICE BEST.-NR CODIGO	Ø HOSE Ø TUBO Ø SCHLAUCH Ø MANGUERA			FLANGE	A		C		D	
	DN	INCH	SIZE		[mm]	[in]	[mm]	[in]	[mm]	[in]
AY90H-20-20-130	31	1.1/4”	20	1.1/4”	104	4,09	54	2,13	130	5,12
AY90H-20-20-150	31	1.1/4”	20	1.1/4”	104	4,09	54	2,13	150	5,91
AY90H-24-24-114	38	1.1/2”	24	1.1/2”	124,5	4,90	63,5	2,50	114	4,49

SAE 6000 CODE 62 AY90HLZ-L

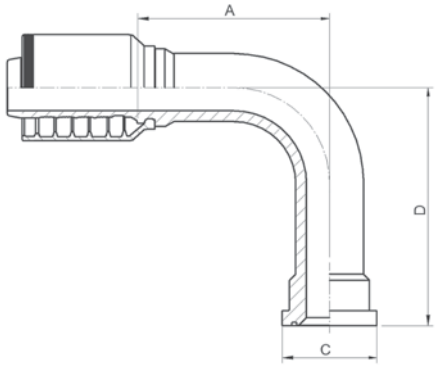

SAE 6000 CODE 62 - 90° ELBOW FLANGE (LONG DROP)

FLANGIA 90° SAE 6000 (VERSIONE ALTA)

SFS 90° BOGENARMATUR SONDER-SL

BRIDA A 90° SAE 6000 PSI (CODO LARGO)

CODE CODICE BEST.-NR CODIGO	Ø HOSE Ø TUBO Ø SCHLAUCH Ø MANGUERA			FLANGE	A		C		D	
	DN	INCH	SIZE		[mm]	[in]	[mm]	[in]	[mm]	[in]
AY90HLZ-32-32-155	51	2”	32	2”	151,9	5,98	79,4	3,13	155	6,10

 © Intertraco (Italia) S.p.A. All rights are reserved

FOR 6 SPIRAL HOSES - NO SKIVE
PER TUBI A 6 SPIRALI - NO-SKIVE
FÜR 6-SPIRALSCHLÄUCHE - NO-SKIVE
PARA MANGUERA 6 ESPIRALES SIN PELADURA

SAE 6000 CODE 62 AL13HLZ

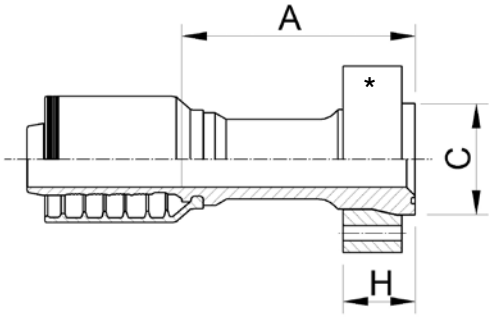

STRAIGHT SAE FLANGE WITH TAPERED SHAPE HEAD AND CAPTIVE PRE-ASSEMBLED FLANGE

FLANGIA DIRITTA A TESTA CONICA SAE CON CONTROFLANGIA

FLANSCHARMATUR GERADE KONISCH SAE MIT KONTERFLANSCH

BRIDA RECTA CÓNICA SAE CON CON-TRABRIDA

*Heavy duty fitting compatible with ports according to SAE J518 code 62.

CODE CODICE BEST.-NR CODIGO	Ø HOSE Ø TUBO Ø SCHLAUCH Ø MANGUERA			FLANGE	A		C		H	
	DN	INCH	SIZE		[mm]	[in]	[mm]	[in]	[mm]	[in]
AL13HLZ-32-32	51	2”	32	2”	134,8	5,31	79,4	3,13	64	2,51

SAE 6000 CODE 62 AL43HLZ

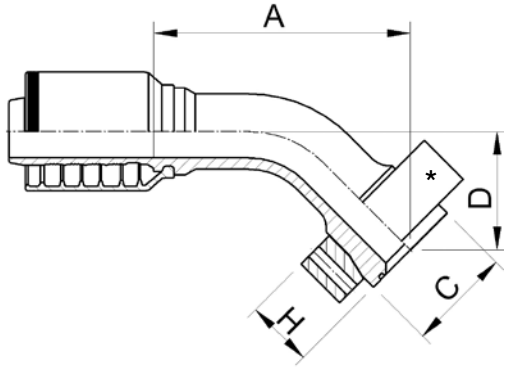

45° SAE FLANGE WITH TAPERED SHAPE HEAD AND CAPTIVE PRE-ASSEMBLED FLANGE

FLANGIA 45° A TESTA CONICA SAE CON CONTROFLANGIA

FLANSCHARMATUR 45° KONISCH SAE MIT KONTERFLANSCH

BRIDA A 45° CÓNICA SAE CON CON-TRABRIDA

*Heavy duty fitting compatible with ports according to SAE J518 code 62.

CODE CODICE BEST.-NR CODIGO	Ø HOSE Ø TUBO Ø SCHLAUCH Ø MANGUERA			FLANGE	A		D		C		H	
	DN	INCH	SIZE		[mm]	[in]	[mm]	[in]	[mm]	[in]	[mm]	[in]
AL43HLZ-32-32	51	2”	32	2”	195,4	7,7	90	3,54	79,4	3,13	64	2,51

© Intertraco (Italia) S.p.A. All rights are reserved

FOR 6 SPIRAL HOSES - NO SKIVE
PER TUBI A 6 SPIRALI - NO-SKIVE
FÜR 6-SPIRALSCHLÄUCHE - NO-SKIVE
PARA MANGUERA 6 ESPIRALES SIN PELADURA

SAE 6000 CODE 62 AL93HLZ

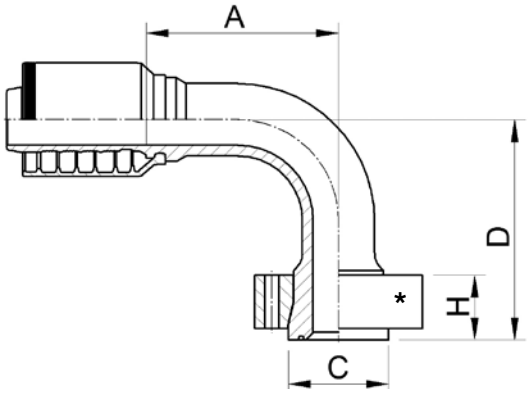

90° SAE FLANGE WITH TAPERED SHAPE HEAD AND CAPTIVE PRE-ASSEMBLED FLANGE

FLANGIA 90° A TESTA CONICA SAE CON CONTROFLANGIA

FLANSCHARMATUR 90° KONISCH SAE MIT KONTERFLANSCH

BRIDA A 90° CÓNICA SAE CON CONTRABRIDA

*Heavy duty fitting compatible with ports according to SAE J518 code 62.

CODE CODICE BEST.-NR CODIGO	Ø HOSE Ø TUBO Ø SCHLAUCH Ø MANGUERA			FLANGE	A		D		C		H	
	DN	INCH	SIZE		[mm]	[in]	[mm]	[in]	[mm]	[in]	[mm]	[in]
AL93HLZ-32-32	51	2”	32	2”	160,5	6,32	180	7,09	79,4	3,13	64	2,51

 © Intertraco (Italia) S.p.A. All rights are reserved

FOR 6 SPIRAL HOSES - NO SKIVE
PER TUBI A 6 SPIRALI - NO-SKIVE
FÜR 6-SPIRALSCHLÄUCHE - NO-SKIVE
PARA MANGUERA 6 ESPIRALES SIN PELADURA

SUPERCAT H.P. FLANGE AY1CH

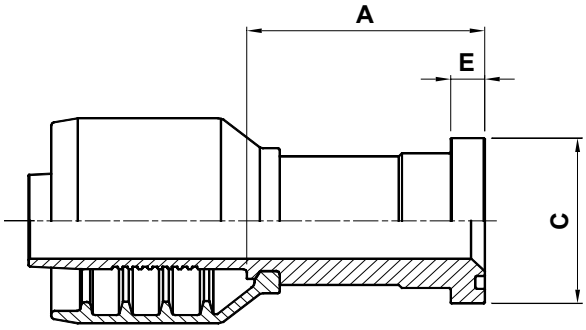

SUPERCAT STYLE STRAIGHT FLANGE

FLANGIA DIRITTA STILE SUPERCAT

SAE FLANSCH SUPERCAT-TYP 6000 PSI

BRIDA RECTA ESTILO SUPERCAT

CODE CODICE BEST.-NR CODIGO	Ø HOSE Ø TUBO Ø SCHLAUCH Ø MANGUERA			FLANGE	A		C		E	
	DN	INCH	SIZE		[mm]	[in]	[mm]	[in]	[mm]	[in]
AY1CH-20-20	31	1.1/4”	20	1.1/4”	76	2,99	54	2,13	14,5	0,57
AY1CH-24-24	38	1.1/2”	24	1.1/2”	84	3,31	63,5	2,50	14,5	0,57
AY1CH-24-32	38	1.1/2”	24	2”	110,5	4,35	79,4	3,13	14,5	0,57
AY1CH-32-32	51	2”	32	2”	115,7	4,56	79,4	3,13	14,5	0,57

© Intertraco (Italia) S.p.A. All rights are reserved - 237

FOR 6 SPIRAL HOSES - NO SKIVE
PER TUBI A 6 SPIRALI - NO-SKIVE
FÜR 6-SPIRALSCHLÄUCHE - NO-SKIVE
PARA MANGUERA 6 ESPIRALES SIN PELADURA

SUPERCAT H.P. FLANGE AY2CH

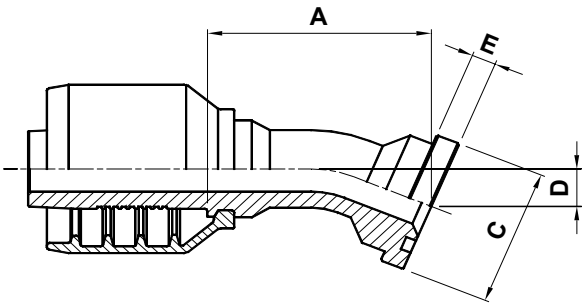

SUPERCAT STYLE - 22,5° ELBOW FLANGE

FLANGIA 22,5° STILE SUPERCAT

SAE FLANSCH SUPERCAT-TYP 22,5° 6000 PSI

BRIDA A 22,5° ESTILO SUPERCAT

CODE CODICE BEST.-NR CODIGO	Ø HOSE Ø TUBO Ø SCHLAUCH Ø MANGUERA			FLANGE	A		C		D		E	
	DN	INCH	SIZE		[mm]	[in]	[mm]	[in]	[mm]	[in]	[mm]	[in]
AY2CH-20-24	31	1.1/4”	20	1.1/2”	133	5,24	63,5	2,50	22,5	0,89	14,5	0,57

 © Intertraco (Italia) S.p.A. All rights are reserved

FOR 6 SPIRAL HOSES - NO SKIVE
PER TUBI A 6 SPIRALI - NO-SKIVE
FÜR 6-SPIRALSCHLÄUCHE - NO-SKIVE
PARA MANGUERA 6 ESPIRALES SIN PELADURA

SUPERCAT H.P. FLANGE AY3CH

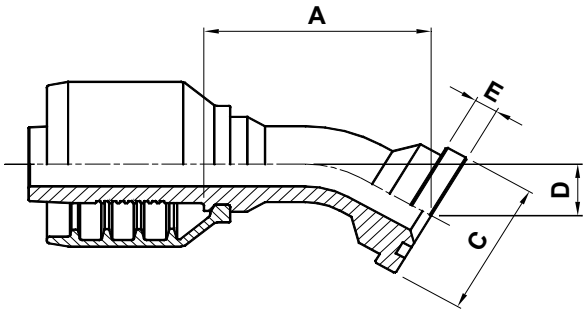

SUPERCAT STYLE - 30° ELBOW FLANGE

FLANGIA 30° STILE SUPERCAT

SAE FLANSCH SUPERCAT-TYP 30° 6000 PSI

BRIDA A 30° ESTILO SUPERCAT

CODE CODICE BEST.-NR CODIGO	Ø HOSE Ø TUBO Ø SCHLAUCH Ø MANGUERA			FLANGE	A		C		D		E	
	DN	INCH	SIZE		[mm]	[in]	[mm]	[in]	[mm]	[in]	[mm]	[in]
AY3CH-20-24	31	1.1/4”	20	1.1/2”	129,5	5,01	63,5	2,50	31	1,22	14,5	0,57
AY3CH-24-24	38	1.1/2”	24	1.1/2”	147	5,79	63,5	2,50	29,5	1,16	14,5	0,57

© Intertraco (Italia) S.p.A. All rights are reserved - 239

FOR 6 SPIRAL HOSES - NO SKIVE
PER TUBI A 6 SPIRALI - NO-SKIVE
FÜR 6-SPIRALSCHLÄUCHE - NO-SKIVE
PARA MANGUERA 6 ESPIRALES SIN PELADURA

SUPERCAT H.P. FLANGE AY4CH

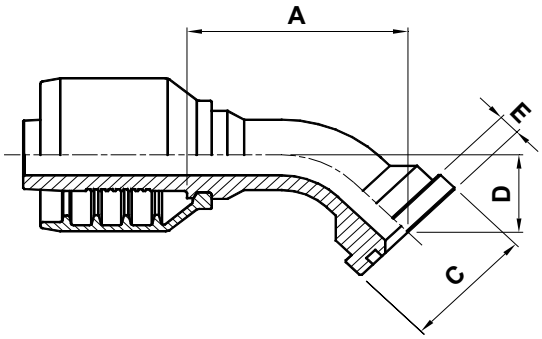

SUPERCAT STYLE - 45° ELBOW FLANGE

FLANGIA 45° STILE SUPERCAT

SAE FLANSCH SUPERCAT-TYP 45° 6000 PSI

BRIDA A 45° ESTILO SUPERCAT

CODE CODICE BEST.-NR CODIGO	Ø HOSE Ø TUBO Ø SCHLAUCH Ø MANGUERA			FLANGE	A		C		D		E	
	DN	INCH	SIZE		[mm]	[in]	[mm]	[in]	[mm]	[in]	[mm]	[in]
AY4CH-20-16	31	1.1/4”	20	1”	118,5	4,67	47,6	1,87	46,5	1,83	14,5	0,57
AY4CH-20-20	31	1.1/4”	20	1.1/4”	118,5	4,67	54	2,13	46,5	1,83	14,5	0,57
AY4CH-24-24	38	1.1/2”	24	1.1/2”	153,5	6,04	63,5	2,50	48,5	1,91	14,5	0,57
AY4CH-32-32	51	2”	32	2”	179,5	7,07	79,4	3,13	61,5	2,42	14,5	0,57

 © Intertraco (Italia) S.p.A. All rights are reserved

FOR 6 SPIRAL HOSES - NO SKIVE
PER TUBI A 6 SPIRALI - NO-SKIVE
FÜR 6-SPIRALSCHLÄUCHE - NO-SKIVE
PARA MANGUERA 6 ESPIRALES SIN PELADURA

SUPERCAT H.P. FLANGE AY6CH

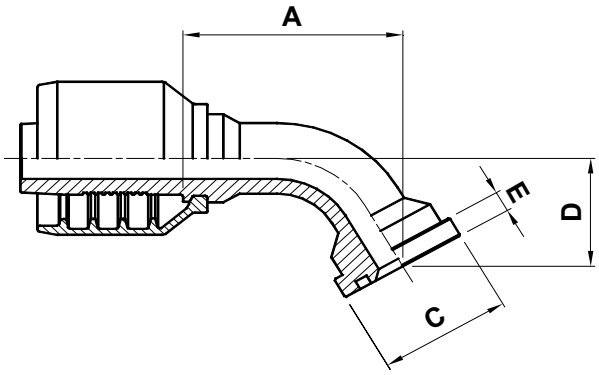

SUPERCAT STYLE - 60° ELBOW FLANGE

FLANGIA 60° STILE SUPERCAT

SAE FLANSCH SUPERCAT-TYP 60° 6000 PSI

BRIDA A 60° ESTILO SUPERCAT

CODE CODICE BEST.-NR CODIGO	Ø HOSE Ø TUBO Ø SCHLAUCH Ø MANGUERA			FLANGE	A		C		D		E	
	DN	INCH	SIZE		[mm]	[in]	[mm]	[in]	[mm]	[in]	[mm]	[in]
AY6CH-20-24	31	1.1/4”	20	1.1/2”	137	5,39	63,5	2,50	65,5	2,58	14,5	0,57
AY6CH-24-24	38	1.1/2”	24	1.1/2”	153,5	6,04	63,5	2,50	71,5	2,81	14,5	0,57

© Intertraco (Italia) S.p.A. All rights are reserved - 241

FOR 6 SPIRAL HOSES - NO SKIVE
PER TUBI A 6 SPIRALI - NO-SKIVE
FÜR 6-SPIRALSCHLÄUCHE - NO-SKIVE
PARA MANGUERA 6 ESPIRALES SIN PELADURA

SUPERCAT H.P. FLANGE AY9CH

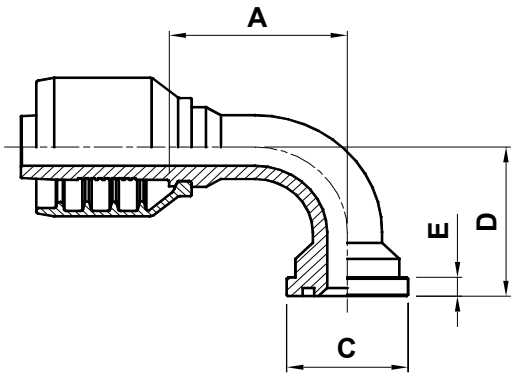

SUPERCAT STYLE - 90° ELBOW FLANGE

FLANGIA 90° STILE SUPERCAT

SAE FLANSCH SUPERCAT-TYP 90° 6000 PSI

BRIDA A 90° ESTILO SUPERCAT

CODE CODICE BEST.-NR CODIGO	Ø HOSE Ø TUBO Ø SCHLAUCH Ø MANGUERA			FLANGE	A		C		D		E	
	DN	INCH	SIZE		[mm]	[in]	[mm]	[in]	[mm]	[in]	[mm]	[in]
AY9CH-20-20	31	1.1/4”	20	1.1/4”	104	4,09	54	2,13	90,2	3,55	14,5	0,57
AY9CH-24-24	38	1.1/2”	24	1.1/2”	129	5,08	63,5	2,50	109	4,29	14,5	0,57
AY9CH-32-32	51	2”	32	2”	159	6,26	79,4	3,13	136	5,35	14,5	0,57

 © Intertraco (Italia) S.p.A. All rights are reserved

FOR 6 SPIRAL HOSES - NO SKIVE
PER TUBI A 6 SPIRALI - NO-SKIVE
FÜR 6-SPIRALSCHLÄUCHE - NO-SKIVE
PARA MANGUERA 6 ESPIRALES SIN PELADURA

STAPLE LOCK ST11H

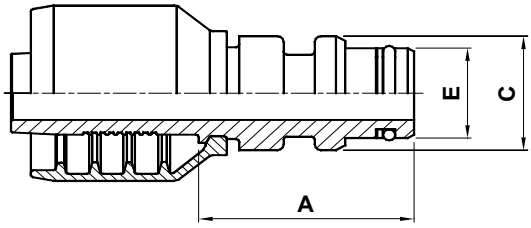

STAPLE LOCK MALE

RACCORDO MASCHIO PER MINIERA (STAPLE)

DICHTKOPF "STAPLE LOCK"

MACHO FIJO PARA MINERÍA (STAPLE)

CODE CODICE BEST.-NR CODIGO	Ø HOSE Ø TUBO Ø SCHLAUCH Ø MANGUERA			A		C		E	
	DN	INCH	SIZE	[mm]	[in]	[mm]	[in]	[mm]	[in]
ST11H-12-12	19	3/4"	12	37	1,46	28,9	1,14	23,9	0,94
ST11H-20-20	31	1.1/4"	20	47,9	1,89	45,9	1,81	37,9	1,49

© Intertraco (Italia) S.p.A. All rights are reserved

FOR 6 SPIRAL HOSES - NO SKIVE
PER TUBI A 6 SPIRALI - NO-SKIVE
FÜR 6-SPIRALSCHLÄUCHE - NO-SKIVE
PARA MANGUERA 6 ESPIRALES SIN PELADURA

H.P. STAPLE LOCK SS11H

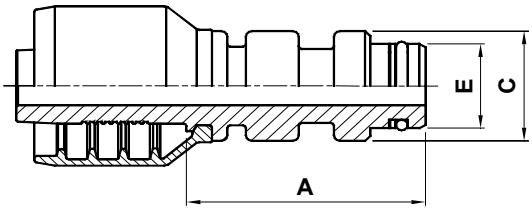

HIGH PRESSURE STAPLE LOCK MALE

RACCORDO MASCHIO PER MINIERA ALTA PRESSIONE (HP STAPLE)

DICHTKOPF "STAPLE LOCK" HOCHDRUCK

MACHO FIJO PARA MINERÍA ALTA PRESIÓN (HP STAPLE)

CODE CODICE BEST.-NR CODIGO	Ø HOSE Ø TUBO Ø SCHLAUCH Ø MANGUERA			A		C		E	
	DN	INCH	SIZE	[mm]	[in]	[mm]	[in]	[mm]	[in]
SS11H-12-12	19	3/4"	12	56	2,20	28,7	1,13	22,4	0,88
SS11H-20-20	31	1.1/4"	20	80	3,15	45,4	1,79	37,9	1,49
SS11H-24-24	38	1.1/2"	24	82,5	3,25	54,4	2,14	43,9	1,73
SS11H-32-32	51	2"	32	95,6	3,76	63,4	2,50	49,9	1,96

 © Intertraco (Italia) S.p.A. All rights are reserved

FOR 6 SPIRAL HOSES - NO SKIVE
PER TUBI A 6 SPIRALI - NO-SKIVE
FÜR 6-SPIRALSCHLÄUCHE - NO-SKIVE
PARA MANGUERA 6 ESPIRALES SIN PELADURA

LOCK-IT HVM11H

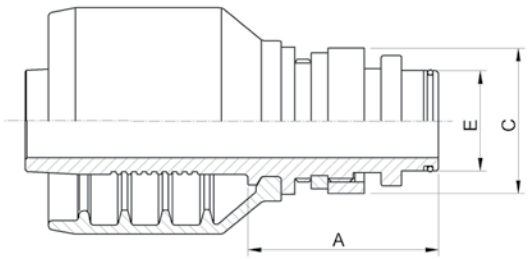

HIGH PRESSURE LOCK-IT MALE

MASCHIO LOK-IT ALTA PRESSIONE

NIPPLE LOCK-IT HOCHSDRUCK

MACHO LOK-IT PARA ALTA PRESIÓN

CODE CODICE BEST.-NR CODIGO	Ø HOSE Ø TUBO Ø SCHLAUCH Ø MANGUERA			C		E		A	
	DN	INCH	SIZE	[mm]	[in]	[mm]	[in]	[mm]	[in]
HVM11H-20-20	31	1.1/4”	20	52	2,04	33	1,29	72	2,83
HVM11H-24-24	38	1.1/2”	24	64	2,51	42	1,65	87	3,44

LOK-IT HVM11HLZ

CODE CODICE BEST.-NR CODIGO	Ø HOSE Ø TUBO Ø SCHLAUCH Ø MANGUERA			C		E		A	
	DN	INCH	SIZE	[mm]	[in]	[mm]	[in]	[mm]	[in]
HVM11HLZ-32-32	51	2”	32	78	3,07	54	2,12	97	3,82
HVM11HLZ-40-40	63	2.1/2”	40	98	3,86	65	2,56	119	4,69

© Intertraco (Italia) S.p.A. All rights are reserved - 245

FOR 6 SPIRAL HOSES - NO SKIVE
PER TUBI A 6 SPIRALI - NO-SKIVE
FÜR 6-SPIRALSCHLÄUCHE - NO-SKIVE
PARA MANGUERA 6 ESPIRALES SIN PELADURA

LOK-IT HVF10H

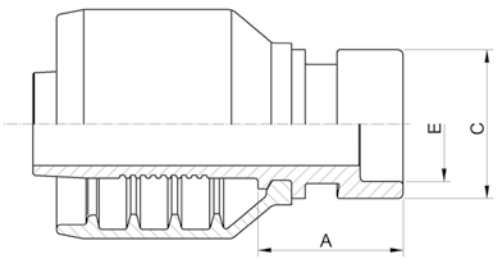

HIGH PRESSURE LOCK-IT FEMALE

FEMMINA LOK-IT ALTA PRESSIONE

MUFFE LOCK-IT HOCHSDRUCK

HEMBRA LOK-IT PARA ALTA PRESIÓN

CODE CODICE BEST.-NR CODIGO	Ø HOSE Ø TUBO Ø SCHLAUCH Ø MANGUERA			C		E		A	
	DN	INCH	SIZE	[mm]	[in]	[mm]	[in]	[mm]	[in]
HVF10H-20-20	31	1.1/4”	20	44	1,73	33	1,29	54	2,12
HVF10H-24-24	38	1.1/2”	24	54	2,12	42	1,65	59	2,32

LOK-IT HVF10HLZ

CODE CODICE BEST.-NR CODIGO	Ø HOSE Ø TUBO Ø SCHLAUCH Ø MANGUERA			C		E		A	
	DN	INCH	SIZE	[mm]	[in]	[mm]	[in]	[mm]	[in]
HVF10HLZ-32-32	51	2”	32	70	2,76	54	2,12	75	2,95
HVF10HLZ-40-40	63	2.1/2”	40	84	3,31	65	2,56	86	3,39

 © Intertraco (Italia) S.p.A. All rights are reserved

intertraco

SERIES
SERIE

X

FOR 4 AND 6 SPIRAL HOSES SKIVE APPLICATION

PER TUBI A 4 E 6 SPIRALI PELATURA TUBO ESTERNA

SKIVE ARMATUREN FÜR 4- UND 6 SPIRALSCHLÄUCHE

PARA MANGUERA 4 Y 6 ESPIRALES PELADURA EXTERNA

© Intertraco (Italia) S.p.A. All rights are reserved

INDEX-*INDICE*-INDEX-*INDICE*

PRODUCT *PRODOTTO* PRODUKT *PRODUCTO*		DESCRIPTION *DESCRIZIONE* BEZEICHNUNG *DESCRIPCION*	PAGE *PAGINA* SEITE *PAGINA*
NPTF	MN10X	NPTF MALE (60° CONE SEAT)	256
		MASCHIO NPTF SV. 60°	
		AGN ANSCHLUSSSTUTZEN MIT KONISCHEM NPTF-GEWINDE SELBSTDICHTEND 60° KONUS	
		MACHO FIJO NPTF CONO 60°	
	MNA10X	NPTF MALE (60° CONE SEAT) - LONG NOSE API STYLE VERSION	
		MASCHIO NPTF SV. 60° (VERSIONE API)	
		AGN ANSCHLUSSSTUTZEN MIT KONISCHEM NPTF-GEWINDE SELBSTDICHTEND 60° KONUS (LANGE VERSION)	
		MACHO FIJO NPTF CONO 60° TIPO LARGO ESTILO API	
JIC	MJ10X	JIC 37° MALE	257
		MASCHIO JIC CONO 37°	
		AGJ JIC-ANSCHLUSSSTUTZEN 37° KONUS MIT UNF GEWINDE	
		MACHO FIJO JIC 37°	
	FJ12X	JIC 37° FEMALE SWIVEL	258
		FEMMINA JIC DRITTA SV. 37°	
		DKJ JIC- DICHTKOPF 37° KONUS UNF GEWINDE	
		HEMBRA GIRATORIA RECTA JIC 37°	
	FJ42X	JIC 37° FEMALE SWIVEL - 45° ELBOW	259
		FEMMINA JIC 45° SV. 37°	
		DKJ 45° - 37° KONUS	
		HEMBRA GIRATORIA A 45° JIC 37°	
	FJ92X	JIC 37° FEMALE SWIVEL - 90° ELBOW	260
		FEMMINA JIC 90° SV. 37°	
		DKJ 90° - 37° KONUS	
		HEMBRA GIRATORIA A 90° JIC 37°	
ORFS	OR13X	ORFS FEMALE SWIVEL	261
		FEMMINA ORFS DIRITTA	
		ORFS- ARMATUR INNENGEWINDE	
		HEMBRA GIRATORIA RECTA ORFS	
	OR43X	ORFS FEMALE SWIVEL - 45° ELBOW	262
		FEMMINA ORFS 45°	
		ORFS- ARMATUR 45°	
		HEMBRA GIRATORIA A 45° ORFS	
	OR93X	ORFS FEMALE SWIVEL - 90° ELBOW	263
		FEMMINA ORFS 90°	
		ORFS- ARMATUR 90°	
		HEMBRA GIRATORIA A 90° ORFS	
SAE	ME10X	O-RING BOSS MALE	264
		MASCHIO SAE O-RING	
		SAE AUSSENGEWINDE O-RING BOSS	
		MACHO FIJO O-RING BOSS	

© Intertraco (Italia) S.p.A. All rights are reserved

X

FOR 4 AND 6 SPIRAL HOSES - SKIVE APPLICATION
PER TUBI A 4 E 6 SPIRALI - PELATURA TUBO ESTERNA
SKIVE ARMATUREN FÜR 4- UND 6-SPIRALSCHLÄUCHE
PARA MANGUERA 4 Y 6 ESPIRALES - PELADURA EXTERNA

PRODUCT *PRODOTTO* PRODUKT *PRODUCTO*		DESCRIPTION *DESCRIZIONE* BEZEICHNUNG *DESCRIPCION*	PAGE *PAGINA* SEITE *PAGINA*
JIS	AK10X	KOMATSU STYLE STRAIGHT FLANGE (FOR METRIC O-RING)	265
		FLANGIA DIRITTA STILE KOMATSU (O-RING METRICO)	
		FLANSCHBUND KOMATSU-TYP GERADE	
		BRIDA RECTA ESTILO KOMATSU (O-RING METRICO)	
	AK40X	KOMATSU STYLE - 45° ELBOW FLANGE (FOR METRIC O-RING)	266
		FLANGIA 45° STILE KOMATSU (O-RING METRICO)	
		FLANSCHBUND KOMATSU-TYP 45°	
		BRIDA A 45° ESTILO KOMATSU (O-RING METRICO)	
	AK90X	KOMATSU STYLE - 90° ELBOW FLANGE (FOR METRIC O-RING)	267
		FLANGIA 90° STILE KOMATSU (O-RING METRICO)	
		FLANSCHBUND KOMATSU-TYP 90°	
		BRIDA A 90° ESTILO KOMATSU (O-RING METRICO)	
BSP-BSPT	MT10X	BSPT TAPERED MALE 60° CONE	268
		MASCHIO BSP CONICO SV. 60°	
		BSPT AUSSENGWINDE 60° KONUS	
		MACHO FIJO BSPT CONO 60°	
	MB10X	BSP MALE 60° CONE	269
		MASCHIO BSP CILINDRICO SV. 60°	
		AGR BSP-ANSCHLUSSSTUTZEN 60° KONUS MIT BSP AG	
		MACHO FIJO BSP CONO 60°	
	FB12X	BSP FEMALE SWIVEL 60° CONE	270
		FEMMINA BSP DIRITTA CONO 60°	
		DKR BSP DICHTKOPF 60° KONUS BSP GEWINDE	
		HEMBRA GIRATORIA RECTA BSP CONO 60°	
	FB42X	BSP FEMALE SWIVEL 60° CONE - 45° ELBOW	271
		FEMMINA BSP 45° CONO 60°	
		DKR 45° - 60° KONUS	
		HEMBRA GIRATORIA A 45° BSP CONO 60°	
	FB92X	BSP FEMALE SWIVEL 60° CONE - 90° ELBOW	272
		FEMMINA BSP 90° CONO 60°	
		DKR 90° - 60° KONUS	
		HEMBRA GIRATORIA A 90° BSP CONO 60°	
METRIC	MS10X	METRIC HEAVY MALE (24° CONE SEAT)	273
		MASCHIO METRICO SV. 24° SERIE PESANTE	
		CES GEWINDEZAPFEN SCHWERE REIHE 24° KONUS	
		MACHO FIJO METRICO CONO 24° SERIE PESADA	
	FS13X	METRIC HEAVY FEMALE SWIVEL (24° CONE SEAT)	274
		FEMMINA METRICA DIRITTA O-RING CONO 24° SERIE PESANTE	
		DKOS DICHTKEGEL MIT O-RING SCHWERE REIHE 24° KONUS	
		HEMBRA GIRATORIA RECTA METRICA CONO 24° SERIE PESADA	

 © Intertraco (Italia) S.p.A. All rights are reserved

intertraco

X

FOR 4 AND 6 SPIRAL HOSES - SKIVE APPLICATION
PER TUBI A 4 E 6 SPIRALI - PELATURA TUBO ESTERNA
SKIVE ARMATUREN FÜR 4- UND 6-SPIRALSCHLÄUCHE
PARA MANGUERA 4 Y 6 ESPIRALES - PELADURA EXTERNA

PRODUCT *PRODOTTO* PRODUKT *PRODUCTO*		DESCRIPTION *DESCRIZIONE* BEZEICHNUNG *DESCRIPCION*	PAGE *PAGINA* SEITE *PAGINA*
METRIC	FS43X	METRIC HEAVY FEMALE SWIVEL - 45° ELBOW (24° CONE SEAT)	275
		FEMMINA METRICA 45° O-RING CONO 24° SERIE PESANTE	
		DKOS 45° - 24° KONUS	
		HEMBRA GIRATORIA A 45° METRICA CONO 24° SERIE PESADA	
	FS93X	METRIC HEAVY FEMALE SWIVEL - 90° ELBOW (24° CONE SEAT)	276
		FEMMINA METRICA 90° O-RING CONO 24° SERIE PESANTE	
		DKOS 90° - 24° KONUS	
		HEMBRA GIRATORIA A 90° METRICA CONO 24° SERIE PESADA	
SAE3000 CODE 61	AX10X	SAE 3000 CODE 61 STRAIGHT FLANGE	277
		FLANGIA DIRITTA SAE 3000	
		SFL GERADE	
		BRIDA RECTA SAE 3000 PSI	
	AX10X-L	SAE 3000 CODE 61 STRAIGHT FLANGE (LONG REACH VERSION)	278
		FLANGIA DIRITTA SAE 3000 VERSIONE LUNGA	
		SFL GERADE (LANGE VERSION)	
		BRIDA RECTA SAE 3000 PSI (CODO LARGO)	
	AX40X	SAE 3000 CODE 61 - 45° ELBOW FLANGE	279
		FLANGIA 45° SAE 3000	
		SFL 45° BOGENARMATUR	
		BRIDA A 45° SAE 3000 PSI	
	AX90X	SAE 3000 CODE 61 - 90° ELBOW FLANGE	280
		FLANGIA 90° SAE 3000	
		SFL 90° BOGENARMATUR	
		BRIDA A 90° SAE 3000 PSI	
SAE6000 CODE 62	AY10X	SAE 6000 CODE 62 STRAIGHT FLANGE	281
		FLANGIA DIRITTA SAE 6000	
		SFS GERADE	
		BRIDA RECTA SAE 6000 PSI	
	AY10X-L	SAE 6000 CODE 62 STRAIGHT FLANGE (LONG REACH VERSION)	282
		FLANGIA DIRITTA SAE 6000 (VERSIONE LUNGA)	
		SFS GERADE (LANGE VERSION)	
		BRIDA RECTA SAE 6000 PSI (CODO LARGO)	
	AY10XLZ-L	SAE 6000 CODE 62 STRAIGHT FLANGE (LONG REACH VERSION)	283
		FLANGIA DIRITTA SAE 6000 (VERSIONE LUNGA)	
		SFS GERADE (LANGE VERSION)	
		BRIDA RECTA SAE 6000 PSI (CODO LARGO)	
	AY20X	SAE 6000 CODE 62 - 22,5° ELBOW FLANGE	284
		FLANGIA 22,5° SAE 6000	
		SFS 22,5° BOGENARMATUR	
		BRIDA A 22,5° SAE 6000 PSI	

© Intertraco (Italia) S.p.A. All rights are reserved

X

FOR 4 AND 6 SPIRAL HOSES - SKIVE APPLICATION
PER TUBI A 4 E 6 SPIRALI - PELATURA TUBO ESTERNA
SKIVE ARMATUREN FÜR 4- UND 6-SPIRALSCHLÄUCHE
PARA MANGUERA 4 Y 6 ESPIRALES - PELADURA EXTERNA

PRODUCT *PRODOTTO* PRODUKT *PRODUCTO*		DESCRIPTION *DESCRIZIONE* BEZEICHNUNG *DESCRIPCION*	PAGE *PAGINA* SEITE *PAGINA*
SAE6000 CODE 62	AY30X	SAE 6000 CODE 62 - 30° ELBOW FLANGE	285
		FLANGIA 30° SAE 6000	
		SFS 30° BOGENARMATUR	
		BRIDA A 30° SAE 6000 PSI	
	AY40X	SAE 6000 CODE 62 - 45° ELBOW FLANGE	286
		FLANGIA 45° SAE 6000	
		SFS 45° BOGENARMATUR	
		BRIDA A 45° SAE 6000 PSI	
	AY40XLZ	SAE 6000 CODE 62 - 45° ELBOW FLANGE	287
		FLANGIA 45° SAE 6000	
		SFS 45° BOGENARMATUR	
		BRIDA A 45° SAE 6000 PSI	
	AY60X	SAE 6000 CODE 62 - 60° ELBOW FLANGE	288
		FLANGIA 60° SAE 6000	
		SFS 60° BOGENARMATUR	
		BRIDA A 60° SAE 6000 PSI	
	AY90X	SAE 6000 CODE 62 - 90° ELBOW FLANGE	289
		FLANGIA 90° SAE 6000	
		SFS 90° BOGENARMATUR	
		BRIDA A 90° SAE 6000 PSI	
	AY90XLZ	SAE 6000 CODE 62 - 90° ELBOW FLANGE	290
		FLANGIA 90° SAE 6000	
		SFS 90° BOGENARMATUR	
		BRIDA A 90° SAE 6000 PSI	
	AY90X-L	SAE 6000 CODE 62 - 90° ELBOW FLANGE (LONG DROP)	291
		FLANGIA 90° SAE 6000 (VERSIONE ALTA)	
		SFS 90° BOGENARMATUR SONDER-SL	
		BRIDA A 90° SAE 6000 PSI (CODO LARGO)	
	AY90XLZ-L	SAE 6000 CODE 62 - 90° ELBOW FLANGE (LONG DROP)	
		FLANGIA 90° SAE 6000 (VERSIONE ALTA)	
		SFS 90° BOGENARMATUR SONDER-SL	
		BRIDA A 90° SAE 6000 PSI (CODO LARGO)	
	AL13XLZ	STRAIGHT SAE FLANGE WITH TAPERED SHAPE HEAD AND CAPTIVE PRE-ASSEMBLED FLANGE	292
		FLANGIA DIRITTA A TESTA CONICA SAE CON CONTROFLANGIA	
		FLANSCHARMATUR GERADE KONISCH SAE MIT KONTERFLANSCH	
		BRIDA RECTA CÓNICA SAE CON CONTRABRIDA	
	AL43XLZ	45° SAE FLANGE WITH TAPERED SHAPE HEAD AND CAPTIVE PRE-ASSEMBLED FLANGE	
		FLANGIA A 45° A TESTA CONICA SAE CON CONTROFLANGIA	
		FLANSCHARMATUR 45° KONISCH SAE MIT KONTERFLANSCH	
		BRIDA A 45° CÓNICA SAE CON CONTRABRIDA	

 © Intertraco (Italia) S.p.A. All rights are reserved

intertraco

X

FOR 4 AND 6 SPIRAL HOSES - SKIVE APPLICATION
PER TUBI A 4 E 6 SPIRALI - PELATURA TUBO ESTERNA
SKIVE ARMATUREN FÜR 4- UND 6-SPIRALSCHLÄUCHE
PARA MANGUERA 4 Y 6 ESPIRALES - PELADURA EXTERNA

PRODUCT *PRODOTTO* PRODUKT *PRODUCTO*		DESCRIPTION *DESCRIZIONE* BEZEICHNUNG *DESCRIPCION*	PAGE *PAGINA* SEITE *PAGINA*
SAE6000 CODE 62	AL93XLZ	90° SAE FLANGE WITH TAPERED SHAPE HEAD AND CAPTIVE PRE-ASSEMBLED FLANGE	293
		FLANGIA A 90° A TESTA CONICA SAE CON CONTROFLANGIA	
		FLANSCHARMATUR 90° KONISCH SAE MIT KONTERFLANSCH	
		BRIDA A 90° CÓNICA SAE CON CONTRABRIDA	
SUPERCAT STYLE HIGH PRESSURE FLANGE	AY1CX	SUPERCAT STYLE STRAIGHT FLANGE	294
		FLANGIA DIRITTA STILE SUPERCAT	
		SAE FLANSCH SUPERCAT-TYP 6000 PSI	
		BRIDA RECTA ESTILO SUPERCAT	
	AY2CX	SUPERCAT STYLE - 22,5° ELBOW FLANGE	295
		FLANGIA 22,5° STILE SUPERCAT	
		SAE FLANSCH SUPERCAT-TYP 22,5° 6000 PSI	
		BRIDA A 22,5° ESTILO SUPERCAT	
	AY3CX	SUPERCAT STYLE - 30° ELBOW FLANGE	296
		FLANGIA 30° STILE SUPERCAT	
		SAE FLANSCH SUPERCAT-TYP 30° 6000 PSI	
		BRIDA A 30° ESTILO SUPERCAT	
	AY4CX	SUPERCAT STYLE - 45° ELBOW FLANGE	297
		FLANGIA 45° STILE SUPERCAT	
		SAE FLANSCH SUPERCAT-TYP 45° 6000 PSI	
		BRIDA A 45° ESTILO SUPERCAT	
	AY6CX	SUPERCAT STYLE - 60° ELBOW FLANGE	298
		FLANGIA 60° STILE SUPERCAT	
		SAE FLANSCH SUPERCAT-TYP 60° 6000 PSI	
		BRIDA A 60° ESTILO SUPERCAT	
	AY9CX	SUPERCAT STYLE - 90° ELBOW FLANGE	299
		FLANGIA 90° STILE SUPERCAT	
		SAE FLANSCH SUPERCAT-TYP 90° 6000 PSI	
		BRIDA A 90° ESTILO SUPERCAT	
STAPLE LOCK	ST11X	STAPLE LOCK MALE	300
		RACCORDO MASCHIO PER MINIERA (STAPLE)	
		DICHTKOPF “STAPLE LOCK”	
		MACHO FIJO PARA MINERÍA (STAPLE)	
H.P. STAPLE LOCK	SS11X	HIGH PRESSURE STAPLE LOCK MALE	301
		RACCORDO MASCHIO PER MINIERA ALTA PRESSIONE (HP STAPLE)	
		DICHTKOPF “STAPLE LOCK” HOCHDRUCK	
		MACHO FIJO PARA MINERÍA ALTA PRESIÓN (HP STAPLE)	
	SS11XL	HIGH PRESSURE STAPLE LOCK MALE	
		RACCORDO MASCHIO PER MINIERA ALTA PRESSIONE (HP STAPLE)	
		DICHTKOPF “STAPLE LOCK” HOCHDRUCK	
		MACHO FIJO PARA MINERÍA ALTA PRESIÓN (HP STAPLE)	

© Intertraco (Italia) S.p.A. All rights are reserved

LOK-IT	HVM11X	HIGH PRESSURE LOK-IT MALE	302
		MASCHIO LOK-IT ALTA PRESSIONE	
		NIPPLE LOK-IT HOCHSDRUCK	
		MACHO LOK-IT PARA ALTA PRESIÓN	
	HVM11XLZ	HIGH PRESSURE LOK-IT MALE	
		MASCHIO LOK-IT ALTA PRESSIONE	
		NIPPLE LOK-IT HOCHSDRUCK	
		MACHO LOK-IT PARA ALTA PRESIÓN	
	HVF10X	HIGH PRESSURE LOK-IT FEMALE	303
		FEMMINA LOK-IT ALTA PRESSIONE	
		MUFFE LOK-IT HOCHSDRUCK	
		HEMBRA LOK-IT PARA ALTA PRESIÓN	
	HVF10XLZ	HIGH PRESSURE LOK-IT FEMALE	
		FEMMINA LOK-IT ALTA PRESSIONE	
		MUFFE LOK-IT HOCHSDRUCK	
		HEMBRA LOK-IT PARA ALTA PRESIÓN	

 © Intertraco (Italia) S.p.A. All rights are reserved

© Intertraco (Italia) S.p.A. All rights are reserved

NPTF MN10X

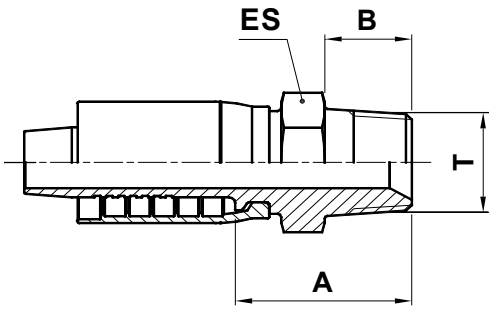

NPTF MALE (60° CONE SEAT)

MASCHIO NPTF SV. 60°

AGN ANSCHLUSSSTUTZEN MIT KONISCHEM NPTF-GEWINDE SELBSTDICHTEND 60° KONUS

MACHO FIJO NPTF CONO 60°

CODE CODICE BEST.-NR CODIGO	Ø HOSE Ø TUBO Ø SCHLAUCH Ø MANGUERA			T	A		B		ES		
	DN	INCH	SIZE		[mm]	[in]	[mm]	[in]	[mm]	[in]	[in]
MN10X-12-12	19	3/4”	12	3/4” - 14	42,6	1,68	19	0,75	27	1,063	1.1/16”
MN10X-16-16	25	1”	16	1” - 11.1/2	47,8	1,88	24	0,94	36	1,417	1.7/16”
MN10X-20-20	31	1.1/4”	20	1.1/4” - 11.1/2	62,9	2,48	24,5	0,96	46	1,811	1.13/16”
MN10X-24-24	38	1.1/2”	24	1.1/2” - 11.1/2	61,5	2,42	25,5	1,00	50	1,969	2”
MN10X-32-32	51	2”	32	2” - 11.1/2	79,7	3,14	26	1,02	65	2,559	2.9/16”

NPTF MNA10X

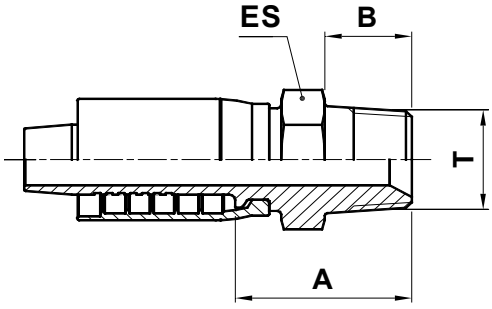

NPTF MALE (60° CONE SEAT) - LONG NOSE API STYLE VERSION

MASCHIO NPTF SV. 60° (VERSIONE API)

NPTF AUSSENGEWINDE 60° KONUS (LANGE VERSION)

MACHO FIJO NPTF CONO 60° TIPO LARGO ESTILO API

CODE CODICE BEST.-NR CODIGO	Ø HOSE Ø TUBO Ø SCHLAUCH Ø MANGUERA			T	A		B		ES		
	DN	INCH	SIZE		[mm]	[in]	[mm]	[in]	[mm]	[in]	[in]
MNA10X-24-32	38	1.1/2”	24	2” - 11.1/2	109,5	4,31	51	2,01	65	2,559	2.9/16”
MNA10X-32-32	51	2”	32	2” - 11.1/2	111,7	4,40	51	2,01	65	2,559	2.9/16”

 © Intertraco (Italia) S.p.A. All rights are reserved

FOR 4 AND 6 SPIRAL HOSES - SKIVE APPLICATION
PER TUBI A 4 E 6 SPIRALI - PELATURA TUBO ESTERNA
SKIVE ARMATUREN FÜR 4 - UND 6-SPIRALSCHLÄUCHE
PARA MANGUERA 4 Y 6 ESPIRALES - PELADURA EXTERNA

JIC MJ10X

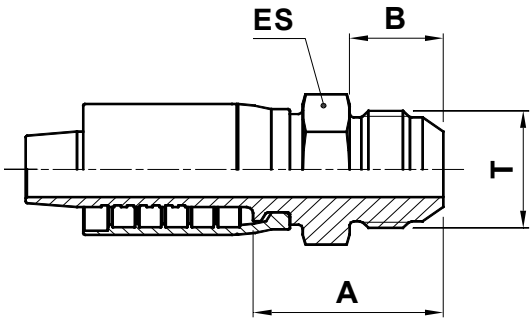

JIC 37° MALE

MASCHIO JIC CONO 37°

AGJ JIC-ANSCHLUSSSTUTZEN 37° KONUS MIT UNF GEWINDE

MACHO FIJO JIC 37°

CODE CODICE BEST.-NR CODIGO	Ø HOSE Ø TUBO Ø SCHLAUCH Ø MANGUERA			T	A		B		ES		
	DN	INCH	SIZE		[mm]	[in]	[mm]	[in]	[mm]	[in]	[in]
MJ10X-12-12	19	3/4”	12	1.1/16” - 12	45,5	1,79	21,9	0,86	27	1,063	1.1/16”
MJ10X-16-16	25	1”	16	1.5/16” - 12	46,9	1,85	23,1	0,91	36	1,417	1.7/16”
MJ10X-20-20	31	1.1/4”	20	1.5/8” - 12	62,7	2,47	24,3	0,96	46	1,811	1.13/16”
MJ10X-24-24	38	1.1/2”	24	1.7/8” - 12	63,5	2,50	27,5	1,08	50	1,969	2”
MJ10X-32-32	51	2”	32	2.1/2” - 12	87,6	3,45	33,9	1,33	65	2,559	2.9/16”

© Intertraco (Italia) S.p.A. All rights are reserved - 257

JIC FJ12X

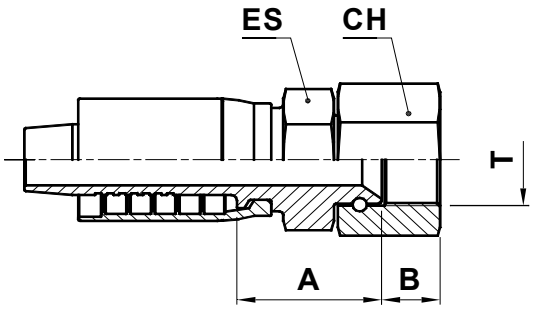

JIC 37° FEMALE SWIVEL

FEMMINA JIC DRITTA SV. 37°

DKJ JIC- DICHTKOPF 37° KONUS UNF GEWINDE

HEMBRA GIRATORIA RECTA JIC 37°

CODE CODICE BEST.-NR CODIGO	Ø HOSE Ø TUBO Ø SCHLAUCH Ø MANGUERA			T	A		B		ES			CH		
	DN	INCH	SIZE		[mm]	[in]	[mm]	[in]	[mm]	[in]	[in]	[mm]	[in]	[in]
FJ12X-12-12	19	3/4”	12	1.1/16” - 12	37,1	1,46	13,8	0,54	27	1,063	1.1/16”	32	1,260	1.1/4”
FJ12X-16-16	25	1”	16	1.5/16” - 12	37,3	1,47	16	0,63	36	1,417	1.7/16”	38	1,496	1.1/2”
FJ12X-16-20	25	1”	16	1.5/8” - 12	52,4	2,06	16	0,63	46	1,811	1.13/16”	50	1,969	2”
FJ12X-20-20	31	1.1/4”	20	1.5/8” - 12	51,5	2,03	16	0,63	41	1,614	1.5/8”	50	1,969	2”
FJ12X-20-24	31	1.1/4”	20	1.7/8” - 12	56,8	2,24	18,5	0,73	50	1,969	2”	55	2,165	2.3/16”
FJ12X-24-24	38	1.1/2”	24	1.7/8” - 12	54,4	2,14	18,5	0,73	50	1,969	2”	55	2,165	2.3/16”
FJ12X-32-32	51	2”	32	2.1/2” - 12	77,7	3,06	24	0,94	65	2,559	2.9/16”	75	2,953	--

 © Intertraco (Italia) S.p.A. All rights are reserved

JIC FJ42X

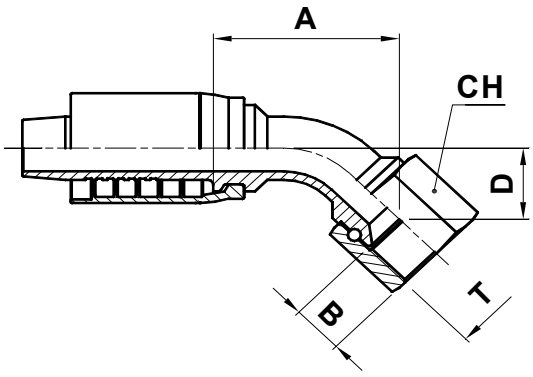

JIC 37° FEMALE SWIVEL - 45° ELBOW
FEMMINA JIC 45° SV. 37°
DKJ 45°- 37° KONUS
HEMBRA GIRATORIA A 45° JIC 37°

CODE CODICE BEST.-NR CODIGO	Ø HOSE Ø TUBO Ø SCHLAUCH Ø MANGUERA			T	A		B		D		CH		
	DN	INCH	SIZE		[mm]	[in]	[mm]	[in]	[mm]	[in]	[mm]	[in]	[in]
FJ42X-12-12	19	3/4”	12	1.1/16” - 12	76,6	3,02	13,8	0,54	26,9	1,06	32	1,260	1.1/4”
FJ42X-16-16	25	1”	16	1.5/16” - 12	89,3	3,52	16	0,63	32	1,26	38	1,496	1.1/2”
FJ42X-20-20	31	1.1/4”	20	1.5/8” - 12	99	3,90	16	0,63	37,5	1,48	50	1,969	2”
FJ42X-24-24	38	1.1/2”	24	1.7/8” - 12	162,5	6,40	18,5	0,73	50	1,97	55	2,165	2.3/16”
FJ42X-32-32	51	2”	32	2.1/2” - 12	167,6	6,60	24	0,94	68,8	2,71	75	2,953	--

© Intertraco (Italia) S.p.A. All rights are reserved

X

FOR 4 AND 6 SPIRAL HOSES - SKIVE APPLICATION
PER TUBI A 4 E 6 SPIRALI - PELATURA TUBO ESTERNA
SKIVE ARMATUREN FÜR 4 - UND 6-SPIRALSCHLÄUCHE
PARA MANGUERA 4 Y 6 ESPIRALES - PELADURA EXTERNA

JIC FJ92X

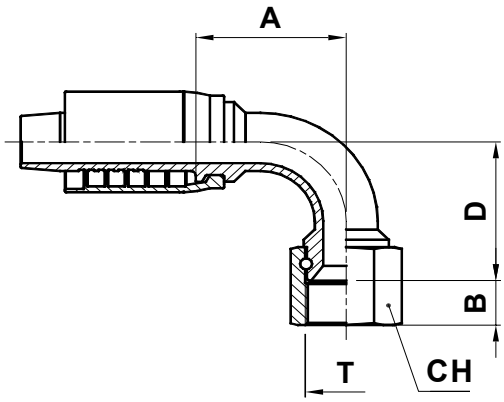

JIC 37° FEMALE SWIVEL - 90° ELBOW
FEMMINA JIC 90° SV. 37°
DKJ 90° - 37° KONUS
HEMBRA GIRATORIA A 90° JIC 37°

CODE CODICE BEST.-NR CODIGO	Ø HOSE Ø TUBO Ø SCHLAUCH Ø MANGUERA			T	A		B		D		CH		
	DN	INCH	SIZE		[mm]	[in]	[mm]	[in]	[mm]	[in]	[mm]	[in]	[in]
FJ92X-12-12	19	3/4”	12	1.1/16” - 12	61,8	2,43	13,8	0,54	55	2,17	32	1,260	1.1/4”
FJ92X-16-16	25	1”	16	1.5/16” - 12	77,3	3,04	16	0,63	71	2,80	38	1,496	1.1/2”
FJ92X-20-20	31	1.1/4”	20	1.5/8” - 12	86,5	3,41	16	0,63	77	3,03	50	1,969	2”
FJ92X-24-24	38	1.1/2”	24	1.7/8” - 12	106,3	4,19	18,5	0,73	105	4,13	55	2,165	2.3/16”
FJ92X-32-32	51	2”	32	2.1/2” - 12	154,3	6,07	24	0,94	100	3,94	75	2,953	--

 © Intertraco (Italia) S.p.A. All rights are reserved

intertraco

X

FOR 4 AND 6 SPIRAL HOSES - SKIVE APPLICATION
PER TUBI A 4 E 6 SPIRALI - PELATURA TUBO ESTERNA
SKIVE ARMATUREN FÜR 4 - UND 6-SPIRALSCHLÄUCHE
PARA MANGUERA 4 Y 6 ESPIRALES - PELADURA EXTERNA

ORFS OR13X OR12X

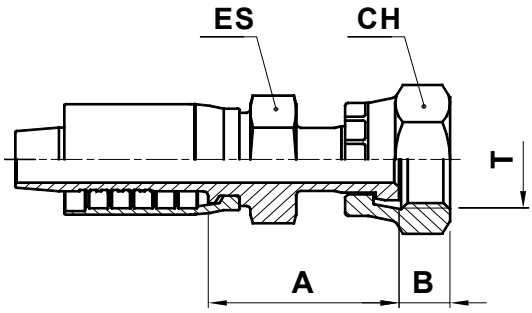

ORFS FEMALE SWIVEL
FEMMINA ORFS DIRITTA
ORFS- ARMATUR INNENGEWINDE
HEMBRA GIRATORIA RECTA ORFS

CODE CODICE BEST.-NR CODIGO	Ø HOSE Ø TUBO Ø SCHLAUCH Ø MANGUERA			T	A		B		ES			CH		
	DN	INCH	SIZE		[mm]	[in]	[mm]	[in]	[mm]	[in]	[in]	[mm]	[in]	[in]
OR13X-12-12	19	3/4”	12	1.3/16” - 12	45,7	1,80	14,5	0,57	30	1,181	1.3/16”	36	1,417	1.7/16”
OR13X-16-16	25	1”	16	1.7/16” - 12	52,8	2,08	14,8	0,58	36	1,417	1.7/16”	41	1,614	1.5/8”
OR12X-20-20	31	1.1/4”	20	1.11/16” - 12	55,9	2,20	14,8	0,58	41	1,614	1.5/8”	50	1,969	2”
OR12X-24-24	38	1.1/2”	24	2” - 12	58,7	2,31	14,8	0,58	50	1,969	2”	60	2,362	2.3/8”

NUT TYPE
TIPO DI DADO
HUTTER TYP
TIPO DE TUERCA

OR13

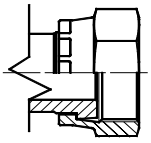

OR12

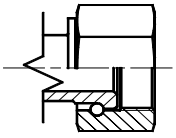

© Intertraco (Italia) S.p.A. All rights are reserved

X

FOR 4 AND 6 SPIRAL HOSES - SKIVE APPLICATION
PER TUBI A 4 E 6 SPIRALI - PELATURA TUBO ESTERNA
SKIVE ARMATUREN FÜR 4 - UND 6-SPIRALSCHLÄUCHE
PARA MANGUERA 4 Y 6 ESPIRALES - PELADURA EXTERNA

ORFS OR43X

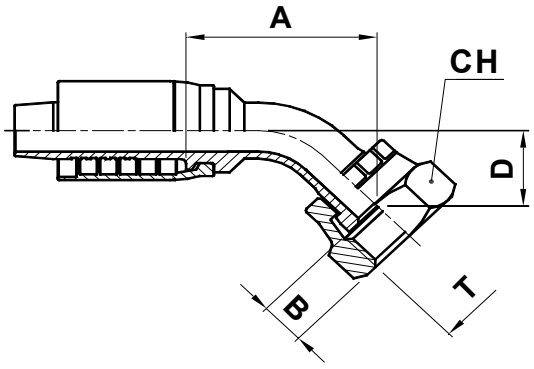

ORFS FEMALE SWIVEL - 45° ELBOW

FEMMINA ORFS 45°

ORFS - ARMATUR 45°

HEMBRA GIRATORIA A 45° ORFS

CODE CODICE BEST.-NR CODIGO	Ø HOSE Ø TUBO Ø SCHLAUCH Ø MANGUERA			T	A		B		D		CH		
	DN	INCH	SIZE		[mm]	[in]	[mm]	[in]	[mm]	[in]	[mm]	[in]	[in]
OR43X-12-12	19	3/4”	12	1.3/16” - 12	68,3	2,69	14,5	0,57	22,3	0,88	36	1,417	1.7/16”
OR43X-16-16	25	1”	16	1.7/16” - 12	88,3	3,48	14,8	0,58	31	1,22	41	1,614	1.5/8”
OR42X-20-20	31	1.1/4”	20	1.11/16” - 12	99	3,90	14,8	0,58	37,5	1,48	50	1,969	2”
OR42X-24-24	38	1.1/2”	24	2” - 12	130	5,12	14,8	0,58	47,2	1,86	60	2,362	2.3/8”

NUT TYPE
TIPO DI DADO
HUTTER TYP
TIPO DE TUERCA

OR43

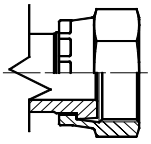

OR42

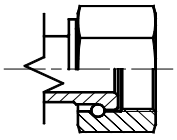

 © Intertraco (Italia) S.p.A. All rights are reserved

intertraco

ORFS OR93X

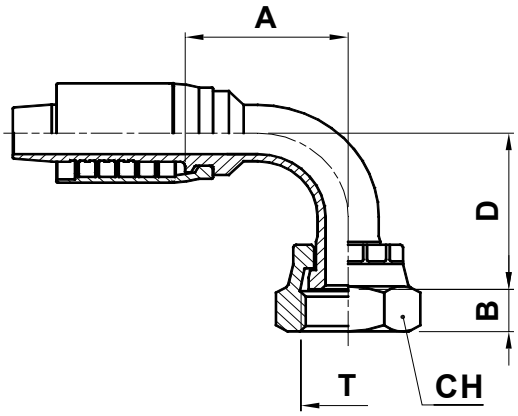

ORFS FEMALE SWIVEL - 90° ELBOW

FEMMINA ORFS 90°

ORFS - ARMATUR 90°

HEMBRA GIRATORIA A 90° ORFS

CODE CODICE BEST.-NR CODIGO	Ø HOSE Ø TUBO Ø SCHLAUCH Ø MANGUERA			T	A		B		D		CH		
	DN	INCH	SIZE		[mm]	[in]	[mm]	[in]	[mm]	[in]	[mm]	[in]	[in]
OR93X-12-12	19	3/4”	12	1.3/16” - 12	63	2,48	14,5	0,57	48,5	1,91	36	1,417	1.7/16”
OR93X-16-16	25	1”	16	1.7/16” - 12	77,3	3,04	14,8	0,58	71	2,80	41	1,614	1.5/8”
OR92X-20-20	31	1.1/4”	20	1.11/16” - 12	86,5	3,41	14,8	0,58	77	3,03	50	1,969	2”
OR92X-24-24	38	1.1/2”	24	2” - 12	115	4,53	14,8	0,58	102	4,02	60	2,362	2.3/8”

NUT TYPE TIPO DI DADO HUTTER TYP TIPO DE TUERCA	OR93	OR92
	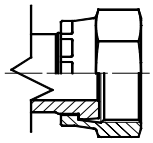	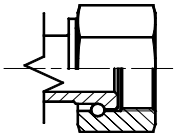

© Intertraco (Italia) S.p.A. All rights are reserved - 263

SAE ME10X

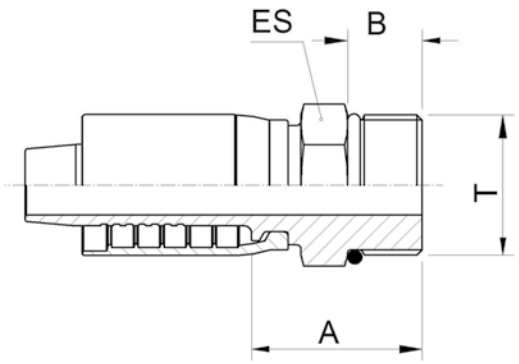

O-RING BOSS MALE

MASCHIO SAE O-RING

SAE AUSSENGEWINDE O-RING BOSS

MACHO FIJO O-RING BOSS

CODE CODICE BEST.-NR CODIGO	Ø HOSE Ø TUBO Ø SCHLAUCH Ø MANGUERA			T	A		B		ES		
	DN	INCH	SIZE		[mm]	[in]	[mm]	[in]	[mm]	[in]	[in]
ME10X-24-24	38	1.1/2”	24	1.7/8” - 12	42,5	1,67	15,1	0,59	55	2,165	2.3/16”

 © Intertraco (Italia) S.p.A. All rights are reserved

JIS AK10X

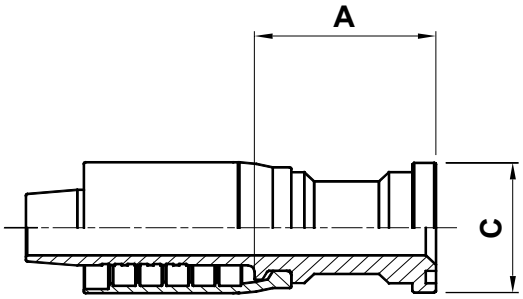

KOMATSU STYLE STRAIGHT FLANGE (FOR METRIC O-RING)

FLANGIA DIRITTA STILE KOMATSU (O-RING METRICO)

FLANSCHBUND KOMATSU-TYP GERADE

BRIDA RECTA ESTILO KOMATSU (O-RING METRICO)

CODE CODICE BEST.-NR CODIGO	Ø HOSE Ø TUBO Ø SCHLAUCH Ø MANGUERA			FLANGE	A		C	
	DN	INCH	SIZE		[mm]	[in]	[mm]	[in]
AK10X-20-20	31	1.1/4”	20	1.1/4”	82,9	3,26	50,8	2,00
AK10X-24-24	38	1.1/2”	24	1.1/2”	93,5	3,68	60,3	2,37
AK10X-32-32	51	2”	32	2”	128,7	5,07	71,4	2,81

© Intertraco (Italia) S.p.A. All rights are reserved

JIS AK40X

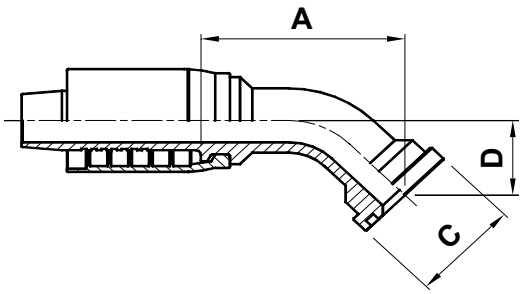

KOMATSU STYLE - 45° ELBOW FLANGE (FOR METRIC O-RING)

FLANGIA 45° STILE KOMATSU (O-RING METRICO)

FLANSCHBUND KOMATSU-TYP 45°

BRIDA A 45° ESTILO KOMATSU (O-RING METRICO)

CODE CODICE BEST.-NR CODIGO	Ø HOSE Ø TUBO Ø SCHLAUCH Ø MANGUERA			FLANGE	A		C		D	
	DN	INCH	SIZE		[mm]	[in]	[mm]	[in]	[mm]	[in]
AK40X-20-20	31	1.1/4”	20	1.1/4”	115,9	4,56	50,8	2,00	32	1,26
AK40X-24-24	38	1.1/2”	24	1.1/2”	131,5	5,18	60,3	2,37	38	1,50
AK40X-32-32	51	2”	32	2”	188,2	7,41	71,4	2,81	54	2,13

 © Intertraco (Italia) S.p.A. All rights are reserved

JIS AK90X

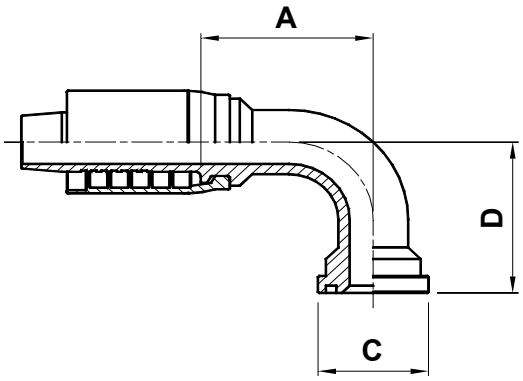

KOMATSU STYLE - 90° ELBOW FLANGE (FOR METRIC O-RING)

FLANGIA 90° STILE KOMATSU (O-RING METRICO)

FLANSCHBUND KOMATSU-TYP 90°

BRIDA A 90° ESTILO KOMATSU (O-RING METRICO)

CODE CODICE BEST.-NR CODIGO	Ø HOSE Ø TUBO Ø SCHLAUCH Ø MANGUERA			FLANGE	A		C		D	
	DN	INCH	SIZE		[mm]	[in]	[mm]	[in]	[mm]	[in]
AK90X-20-20	31	1.1/4”	20	1.1/4”	102,9	4,05	50,8	2,00	80	3,15
AK90X-24-24	38	1.1/2”	24	1.1/2”	132	5,20	60,3	2,37	110	4,33
AK90X-32-32	51	2”	32	2”	164,7	6,48	71,4	2,81	140	5,51

© Intertraco (Italia) S.p.A. All rights are reserved

BSPT MT10X

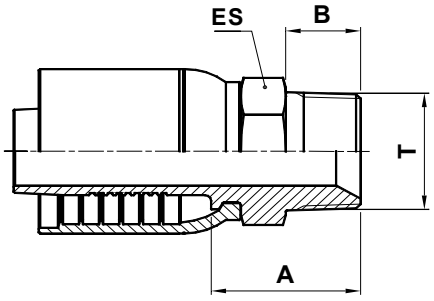

BSPT TAPERED MALE 60° CONE

MASCHIO BSP CONICO SV. 60°

BSPT AUSSENGWINDE 60° KONUS

MACHO FIJO BSPT CONO 60°

CODE CODICE BEST.-NR CODIGO	Ø HOSE Ø TUBO Ø SCHLAUCH Ø MANGUERA			T	A		B		ES		
	DN	INCH	SIZE		[mm]	[in]	[mm]	[in]	[mm]	[in]	[in]
MT10X-12-12	19	3/4”	12	3/4” - 14	40,6	1,60	20	0,79	30	1,181	1.3/16”
MT10X-16-16	25	1”	16	1” - 11	46,8	1,84	23	0,91	36	1,417	1.7/16”
MT10X-20-20	31	1.1/4”	20	1.1/4” - 11	52,9	2,08	25	0,98	46	1,811	1.13/16”
MT10X-24-24	38	1.1/2”	24	1.1/2” - 11	53,5	2,11	28	1,10	50	1,969	2”
MT10X-32-32	51	2”	32	2” - 11	63,7	2,51	28	1,10	65	2,559	2.9/16”

 © Intertraco (Italia) S.p.A. All rights are reserved

BSP MB10X

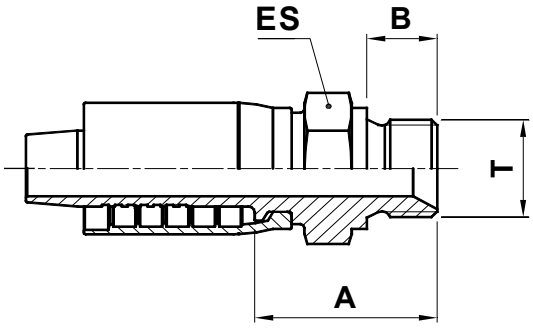

BSP MALE 60° CONE

MASCHIO BSP CILINDRICO SV. 60°

AGR BSP-ANSCHLUSSSTUTZEN 60° KONUS MIT BSP AG

MACHO FIJO BSP CONO 60°

CODE CODICE BEST.-NR CODIGO	Ø HOSE Ø TUBO Ø SCHLAUCH Ø MANGUERA			T	A		B		ES		
	DN	INCH	SIZE		[mm]	[in]	[mm]	[in]	[mm]	[in]	[in]
MB10X-12-12	19	3/4”	12	3/4” - 14	39,6	1,56	16	0,63	32	1,206	1.1/4”
MB10X-16-16	25	1”	16	1” - 11	43,8	1,72	19	0,75	41	1,614	1.5/8”
MB10X-20-20	31	1.1/4”	20	1.1/4” - 11	50,9	2,00	20	0,79	50	1,969	2”
MB10X-24-24	38	1.1/2”	24	1.1/2” - 11	52,5	2,07	22	0,87	55	2,165	2.3/16”
MB10X-32-32	51	2”	32	2” - 11	67,2	2,65	25	0,98	70	2,756	2.3/4”

© Intertraco (Italia) S.p.A. All rights are reserved - 269

BSP FB12X

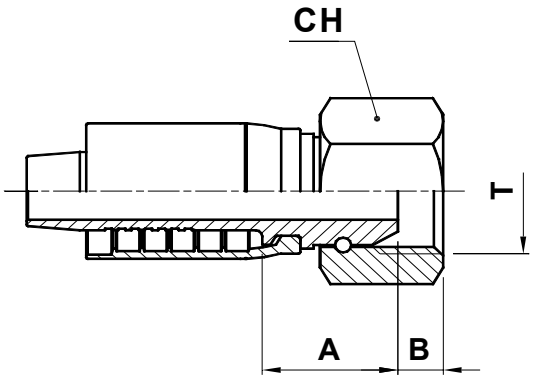

BSP FEMALE SWIVEL 60° CONE

FEMMINA BSP DIRITTA CONO 60°

DKR BSP DICHTKOPF 60° KONUS BSP GEWINDE

HEMBRA GIRATORIA RECTA BSP CONO 60°

CODE CODICE BEST.-NR CODIGO	Ø HOSE Ø TUBO Ø SCHLAUCH Ø MANGUERA			T	A		B		CH		
	DN	INCH	SIZE		[mm]	[in]	[mm]	[in]	[mm]	[in]	[in]
FB12X-12-12	19	3/4”	12	3/4” - 14	27,9	1,10	8,7	0,34	32	1,260	1.1/4”
FB12X-16-16	25	1”	16	1” - 11	31,3	1,23	10,5	0,41	38	1,459	1.1/2”
FB12X-20-20	31	1.1/4”	20	1.1/4” - 11	36,8	1,45	10	0,39	50	1,969	2”
FB12X-24-24	38	1.1/2”	24	1.1/2” - 11	38	1,50	12	0,47	55	2,165	2.3/16”
FB12X-32-32	51	2”	32	2” - 11	43,6	1,72	16	0,63	70	2,756	2.3/4”

 © Intertraco (Italia) S.p.A. All rights are reserved

BSP FB42X

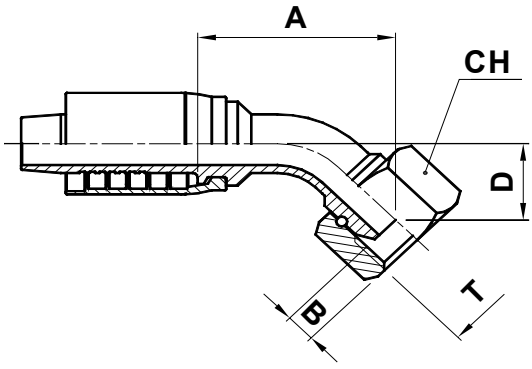

BSP FEMALE SWIVEL 60° CONE 45° ELBOW

FEMMINA BSP 45° CONO 60°

DKR 45°- 60° KONUS

HEMBRA GIRATORIA A 45° BSP CONO 60°

CODE CODICE BEST.-NR CODIGO	Ø HOSE Ø TUBO Ø SCHLAUCH Ø MANGUERA			T	A		B		D		CH		
	DN	INCH	SIZE		[mm]	[in]	[mm]	[in]	[mm]	[in]	[mm]	[in]	[in]
FB42X-12-12	19	3/4”	12	3/4” - 14	72,8	2,87	8,7	0,34	28,3	1,11	32	1,260	1.1/4”
FB42X-16-16	25	1”	16	1” - 11	89,3	3,52	10,5	0,41	33,8	1,33	38	1,496	1.1/2”
FB42X-20-20	31	1.1/4”	20	1.1/4” - 11	99	3,90	10	0,39	37,5	1,48	50	1,969	2”
FB42X-24-24	38	1.1/2”	24	1.1/2” - 11	135	5,31	12	0,47	49,2	1,94	55	2,165	2.3/16”
FB42X-32-32	51	2”	32	2” - 11	163,5	6,44	16	0,63	60	2,36	70	2,756	2.3/4”

© Intertraco (Italia) S.p.A. All rights are reserved

X

FOR 4 AND 6 SPIRAL HOSES - SKIVE APPLICATION
PER TUBI A 4 E 6 SPIRALI - PELATURA TUBO ESTERNA
SKIVE ARMATUREN FÜR 4 - UND 6-SPIRALSCHLÄUCHE
PARA MANGUERA 4 Y 6 ESPIRALES - PELADURA EXTERNA

BSP FB92X

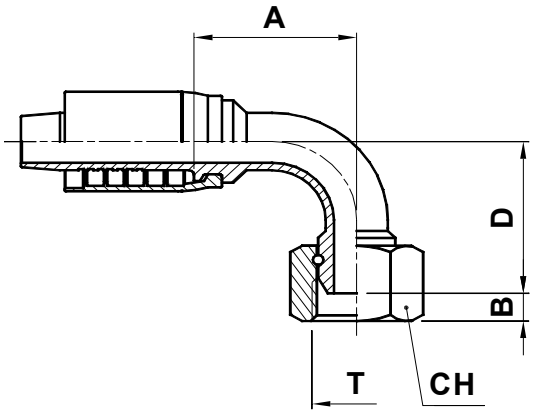

BSP FEMALE SWIVEL 60° CONE 90° ELBOW

FEMMINA BSP 90° CONO 60°

DKR 90° - 60° KONUS

HEMBRA GIRATORIA A 90° BSP CONO 60°

CODE CODICE BEST.-NR CODIGO	Ø HOSE Ø TUBO Ø SCHLAUCH Ø MANGUERA			T	A		B		D		CH		
	DN	INCH	SIZE		[mm]	[in]	[mm]	[in]	[mm]	[in]	[mm]	[in]	[in]
FB92X-12-12	19	3/4”	12	3/4” - 14	66,8	2,63	8,7	0,34	58,8	2,31	32	1,260	1.1/4”
FB92X-16-16	25	1”	16	1” - 11	77,3	3,04	10,5	0,41	71	2,80	38	1,496	1.1/2”
FB92X-20-20	31	1.1/4”	20	1.1/4” - 11	86,5	3,41	10	0,39	77	3,03	50	1,969	2”
FB92X-24-24	38	1.1/2”	24	1.1/2” - 11	132	5,20	12	0,47	108	4,25	55	2,165	2.3/16”
FB92X-32-32	51	2”	32	2” - 11	149,3	5,88	16	0,63	128	5,04	70	2,756	2.3/4”

 © Intertraco (Italia) S.p.A. All rights are reserved

intertraco

METRIC MS10X

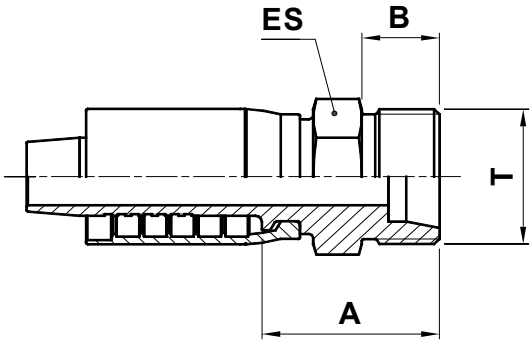

METRIC HEAVY MALE (24° CONE SEAT)

MASCHIO METRICO SV. 24° SERIE PESANTE

CES GEWINDEZAPFEN SCHWERE REIHE 24° KONUS

MACHO FIJO METRICO CONO 24° SERIE PESADA

CODE CODICE BEST.-NR CODIGO	Ø HOSE Ø TUBO Ø SCHLAUCH Ø MANGUERA			T	PIPE	A		B		ES		
	DN	INCH	SIZE			[mm]	[in]	[mm]	[in]	[mm]	[in]	[in]
MS10X-12-36	19	3/4”	12	M36X2	S25	40,6	1,60	18	0,71	36	1,417	1.7/16”
MS10X-16-42	25	1”	16	M42X2	S30	45,8	1,80	20	0,79	46	1,811	1.13/16”
MS10X-20-52	31	1.1/4”	20	M52X2	S38	49,9	1,96	22	0,87	55	2,165	2.3/16”
MS10X-24-52	38	1.1/2”	24	M52X2	S38	50	1,97	22	0,87	55	2,165	2.3/16”

© Intertraco (Italia) S.p.A. All rights are reserved - 273

X

FOR 4 AND 6 SPIRAL HOSES - SKIVE APPLICATION
PER TUBI A 4 E 6 SPIRALI - PELATURA TUBO ESTERNA
SKIVE ARMATUREN FÜR 4 - UND 6-SPIRALSCHLÄUCHE
PARA MANGUERA 4 Y 6 ESPIRALES - PELADURA EXTERNA

METRIC FS13X FS12X

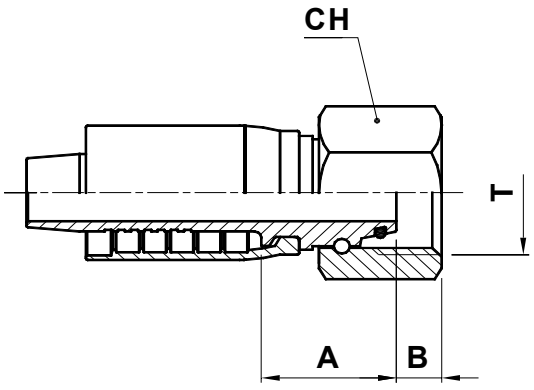

METRIC HEAVY FEMALE SWIVEL (24° CONE SEAT)

FEMMINA METRICA DIRITTA O-RING CONO 24° SERIE PESANTE

DKOS DICHTKEGEL MIT O-RING SCHWERE REIHE 24° KONUS

HEMBRA GIRATORIA RECTA METRICA CONO 24° SERIE PESADA

CODE CODICE BEST.-NR CODIGO	Ø HOSE Ø TUBO Ø SCHLAUCH Ø MANGUERA			T	PIPE	A		B		CH		
	DN	INCH	SIZE			[mm]	[in]	[mm]	[in]	[mm]	[in]	[in]
FS12X-12-30	19	3/4”	12	M30X2	S20	33,8	1,33	3,5	0,14	36	1,417	1.7/16”
FS13X-12-36	19	3/4”	12	M36X2	S25	41,6	1,64	3	0,12	46	1,811	1.13/16”
FS12X-16-42	25	1”	16	M42X2	S30	36,8	1,45	6	0,24	50	1,969	2”
FS13X-20-52	31	1.1/4”	20	M52X2	S38	48,9	1,93	6,5	0,26	60	2,362	2.3/8”
FS12X-24-52	38	1.1/2”	24	M52X2	S38	43	1,69	6,5	0,26	60	2,362	2.3/8”

NUT TYPE
TIPO DI DADO
HUTTER TYP
TIPO DE TUERCA

FS13

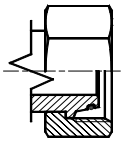

FS12

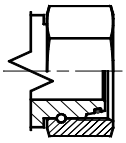

 © Intertraco (Italia) S.p.A. All rights are reserved

intertraco

X

FOR 4 AND 6 SPIRAL HOSES - SKIVE APPLICATION
PER TUBI A 4 E 6 SPIRALI - PELATURA TUBO ESTERNA
SKIVE ARMATUREN FÜR 4 - UND 6-SPIRALSCHLÄUCHE
PARA MANGUERA 4 Y 6 ESPIRALES - PELADURA EXTERNA

METRIC FS43X FS42X

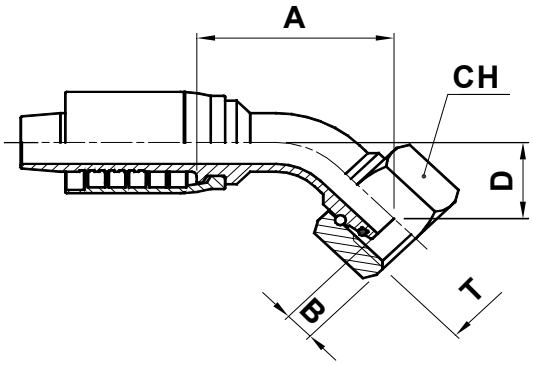

METRIC HEAVY FEMALE SWIVEL 45° ELBOW (24° CONE SEAT)

FEMMINA METRICA 45° O-RING CONO 24° SERIE PESANTE

DKOS 45° - 24° KONUS

HEMBRA GIRATORIA A 45° METRICA CONO 24° SERIE PESADA

CODE CODICE BEST.-NR CODIGO	Ø HOSE Ø TUBO Ø SCHLAUCH Ø MANGUERA			T	PIPE	A		B		D		CH		
	DN	INCH	SIZE			[mm]	[in]	[mm]	[in]	[mm]	[in]	[mm]	[in]	[in]
FS42X-12-30	19	3/4”	12	M30X2	S20	75,7	2,98	3,5	0,14	31,1	1,23	36	1,417	1.7/16”
FS43X-12-36	19	3/4”	12	M36X2	S25	84,8	3,34	3	0,12	34,5	1,36	46	1,811	1.13/16”
FS42X-16-42	25	1”	16	M42X2	S30	103,3	4,07	6	0,24	42	1,65	50	1,969	2”
FS43X-20-52	31	1.1/4”	20	M52X2	S38	123,3	4,85	6,5	0,26	45,6	1,80	60	2,362	2.3/8”
FS42X-24-52	38	1.1/2”	24	M52X2	S38	130	5,12	6,5	0,26	47,2	1,86	60	2,362	2.3/8”

NUT TYPE
TIPO DI DADO
HUTTER TYP
TIPO DE TUERCA

FS43

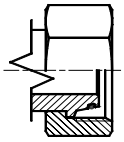

FS42

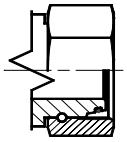

© Intertraco (Italia) S.p.A. All rights are reserved

X

FOR 4 AND 6 SPIRAL HOSES - SKIVE APPLICATION
PER TUBI A 4 E 6 SPIRALI - PELATURA TUBO ESTERNA
SKIVE ARMATUREN FÜR 4 - UND 6-SPIRALSCHLÄUCHE
PARA MANGUERA 4 Y 6 ESPIRALES - PELADURA EXTERNA

METRIC FS93X FS92X

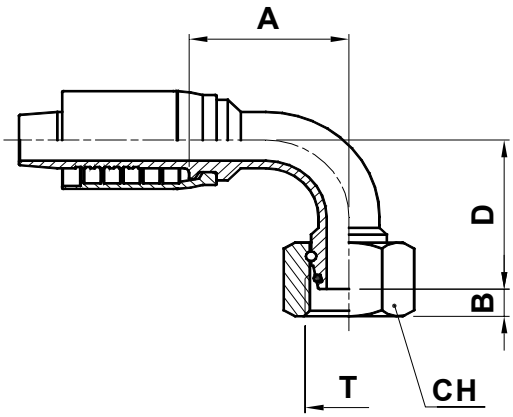

METRIC HEAVY FEMALE SWIVEL 90° ELBOW (24° CONE SEAT)

FEMMINA METRICA 90° O-RING CONO 24° SERIE PESANTE

DKOS 90° - 24° KONUS

HEMBRA GIRATORIA A 90° METRICA CONO 24° SERIE PESADA

CODE CODICE BEST.-NR CODIGO	Ø HOSE Ø TUBO Ø SCHLAUCH Ø MANGUERA			T	PIPE	A		B		D		CH		
	DN	INCH	SIZE			[mm]	[in]	[mm]	[in]	[mm]	[in]	[mm]	[in]	[in]
FS92X-12-30	19	3/4”	12	M30X2	S20	61,3	2,41	3,5	0,14	61	2,40	36	1,417	1.7/16”
FS93X-12-36	19	3/4”	12	M36X2	S25	61,8	2,43	3	0,12	60	2,36	46	1,811	1.13/16”
FS92X-16-42	25	1”	16	M42X2	S30	86,8	3,42	6	0,24	81,5	3,21	50	1,969	2”
FS93X-20-52	31	1.1/4”	20	M52X2	S38	95,6	3,76	6,5	0,26	104	4,09	60	2,362	2.3/8”
FS92X-24-52	38	1.1/2”	24	M52X2	S38	115	4,53	6,5	0,26	102	4,02	60	2,362	2.3/8”

NUT TYPE
TIPO DI DADO
HUTTER TYP
TIPO DE TUERCA

FS93

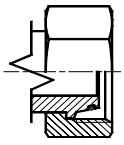

FS92

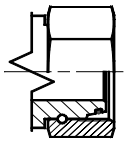

 © Intertraco (Italia) S.p.A. All rights are reserved

intertraco

SAE 3000 CODE 61 AX10X

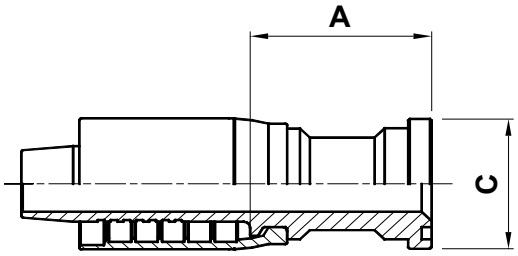

SAE 3000 CODE 61 STRAIGHT FLANGE

FLANGIA DIRITTA SAE 3000

SFL GERADE

BRIDA RECTA SAE 3000 PSI

CODE CODICE BEST.-NR CODIGO	Ø HOSE Ø TUBO Ø SCHLAUCH Ø MANGUERA			FLANGE	A		C	
	DN	INCH	SIZE		[mm]	[in]	[mm]	[in]
AX10X-12-12	19	3/4”	12	3/4”	47,6	1,87	38	1,50
AX10X-16-16	25	1”	16	1”	53,8	2,12	44,5	1,75
AX10X-16-20	25	1”	16	1.1/4”	53,8	2,12	50,8	2,00
AX10X-20-20	31	1.1/4”	20	1.1/4”	51,4	2,02	50,8	2,00
AX10X-20-24	31	1.1/4”	20	1.1/2”	61,4	2,42	60,3	2,37
AX10X-24-20	38	1.1/2”	24	1.1/4”	70,5	2,78	50,8	2,00
AX10X-24-24	38	1.1/2”	24	1.1/2”	62	2,44	60,3	2,37
AX10X-24-32	38	1.1/2”	24	2”	77	3,03	71,4	2,81
AX10X-32-24	51	2”	32	1.1/2”	95,7	3,77	60,3	2,37
AX10X-32-32	51	2”	32	2”	95,7	3,77	71,4	2,81

© Intertraco (Italia) S.p.A. All rights are reserved

SAE 3000 CODE 61 AX10X-L

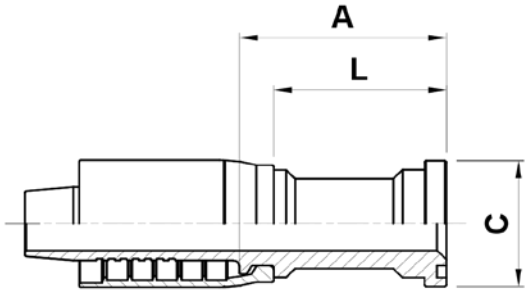

SAE 3000 CODE 61 STRAIGHT FLANGE (LONG REACH VERSION)

FLANGIA DIRITTA SAE 3000 VERSIONE LUNGA

SFL GERADE (LANGE VERSION)

BRIDA RECTA SAE 3000 PSI (CODO LARGO)

CODE CODICE BEST.-NR CODIGO	Ø HOSE Ø TUBO Ø SCHLAUCH Ø MANGUERA			FLANGE	A		C		L	
	DN	INCH	SIZE		[mm]	[in]	[mm]	[in]	[mm]	[in]
AX10X-20-20-73	31	1.1/4”	20	1.1/4”	82,9	3,26	50,8	2,00	73	2,87
AX10X-24-24-83	38	1.1/2”	24	1.1/2”	93,5	3,68	60,3	2,37	83	3,27
AX10X-32-32-88	51	2”	32	2”	103,7	4,08	71,4	2,81	88	3,46

 © Intertraco (Italia) S.p.A. All rights are reserved

SAE 3000 CODE 61 AX40X

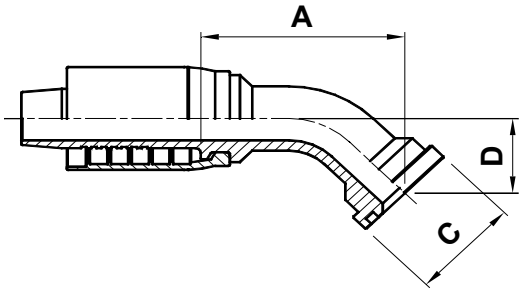

SAE 3000 CODE 61 - 45° ELBOW FLANGE

FLANGIA 45° SAE 3000

SFL 45° BOGENARMATUR

BRIDA A 45° SAE 3000 PSI

CODE CODICE BEST.-NR CODIGO	Ø HOSE Ø TUBO Ø SCHLAUCH Ø MANGUERA			FLANGE	A		C		D	
	DN	INCH	SIZE		[mm]	[in]	[mm]	[in]	[mm]	[in]
AX40X-12-12	19	3/4”	12	3/4”	72,7	2,86	38	1,50	27,9	1,10
AX40X-12-16	19	3/4”	12	1”	76,6	3,02	44,5	1,75	28,8	1,13
AX40X-16-16	25	1”	16	1”	90,8	3,57	44,5	1,75	32	1,26
AX40X-20-20	31	1.1/4”	20	1.1/4”	130	5,12	50,8	2,00	43,5	1,71
AX40X-20-24	31	1.1/4”	20	1.1/2”	126	4,96	60,3	2,37	38	1,50
AX40X-24-24	38	1.1/2”	24	1.1/2”	152	5,98	60,3	2,37	47	1,85
AX40X-24-32	38	1.1/2”	24	2”	132,8	5,23	71,4	2,81	46,8	1,84
AX40X-32-32	51	2”	32	2”	150	5,91	71,4	2,81	53	2,09

© Intertraco (Italia) S.p.A. All rights are reserved

SAE 3000 CODE 61 AX90X

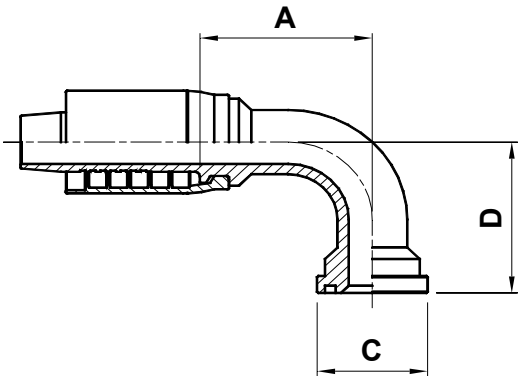

SAE 3000 CODE 61 - 90° ELBOW FLANGE

FLANGIA 90° SAE 3000

SFL 90° BOGENARMATUR

BRIDA A 90° SAE 3000 PSI

CODE CODICE BEST.-NR CODIGO	Ø HOSE Ø TUBO Ø SCHLAUCH Ø MANGUERA			FLANGE	A		C		D	
	DN	INCH	SIZE		[mm]	[in]	[mm]	[in]	[mm]	[in]
AX90X-12-12	19	3/4”	12	3/4”	61,8	2,43	38	1,50	56,5	2,22
AX90X-16-16	25	1”	16	1”	81,8	3,22	44,5	1,75	67,5	2,66
AX90X-20-20	31	1.1/4”	20	1.1/4”	109,5	4,31	50,8	2,00	93,5	3,68
AX90X-20-24	31	1.1/4”	20	1.1/2”	108	4,25	60,3	2,37	90	3,54
AX90X-24-24	38	1.1/2”	24	1.1/2”	132	5,20	60,3	2,37	103,5	4,07
AX90X-24-32	38	1.1/2”	24	2”	116	4,57	71,4	2,81	104	4,09
AX90X-32-32	51	2”	32	2”	155	6,10	71,4	2,81	123	4,84

 © Intertraco (Italia) S.p.A. All rights are reserved

SAE 6000 CODE 62 AY10X

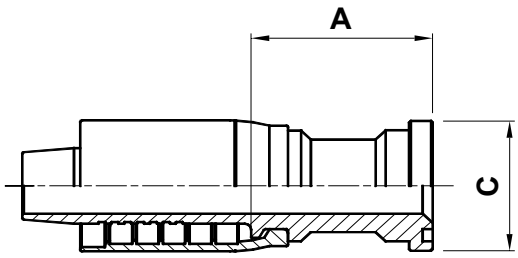

SAE 6000 CODE 62 STRAIGHT FLANGE

FLANGIA DIRITTA SAE 6000

SFS GERADE

BRIDA RECTA SAE 6000 PSI

CODE CODICE BEST.-NR CODIGO	Ø HOSE Ø TUBO Ø SCHLAUCH Ø MANGUERA			FLANGE	A		C	
	DN	INCH	SIZE		[mm]	[in]	[mm]	[in]
AY10X-12-12	19	3/4”	12	3/4”	55,6	2,19	41,3	1,63
AY10X-12-16	19	3/4”	12	1”	66,1	2,60	47,6	1,87
AY10X-16-16	25	1”	16	1”	66,3	2,61	47,6	1,87
AY10X-16-20	25	1”	16	1.1/4”	75,8	2,98	54	2,13
AY10X-20-20	31	1.1/4”	20	1.1/4”	76,9	3,03	54	2,13
AY10X-20-24	31	1.1/4”	20	1.1/2”	81,4	3,20	63,5	2,50
AY10X-24-20	38	1.1/2”	24	1.1/4”	72,5	2,85	54	2,13
AY10X-24-24	38	1.1/2”	24	1.1/2”	82	3,23	63,5	2,50
AY10X-24-32	38	1.1/2”	24	2”	110,5	4,35	79,4	3,13
AY10X-32-32	51	2”	32	2”	115,7	4,56	79,4	3,13

© Intertraco (Italia) S.p.A. All rights are reserved - 281

SAE 6000 CODE 62 AY10X-L

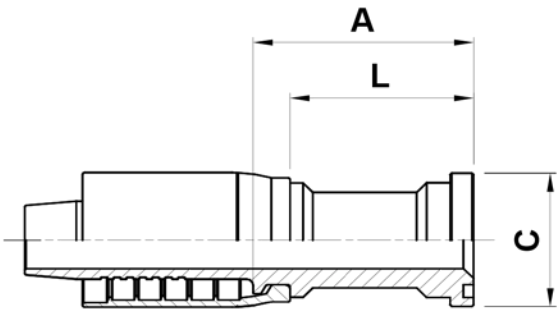

SAE 6000 CODE 62 STRAIGHT FLANGE (LONG REACH VERSION)

FLANGIA DIRITTA SAE 6000 VERSIONE LUNGA

SFL GERADE (LANGE VERSION)

BRIDA RECTA SAE 6000 PSI (CODO LARGO)

CODE CODICE BEST.-NR CODIGO	Ø HOSE Ø TUBO Ø SCHLAUCH Ø MANGUERA			FLANGE	A		C		L	
	DN	INCH	SIZE		[mm]	[in]	[mm]	[in]	[mm]	[in]
AY10X-24-24-108	38	1.1/2”	24	1.1/2”	118,5	4,67	63,5	2,50	108	4,25

 © Intertraco (Italia) S.p.A. All rights are reserved

SAE 6000 CODE 62 AY10XLZ-L

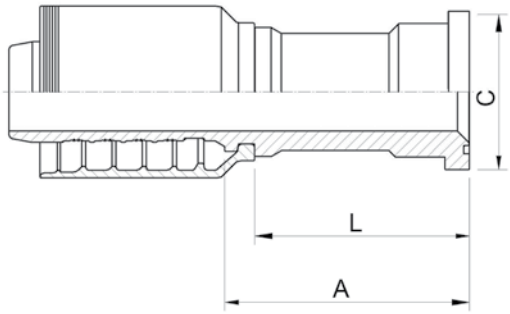

SAE 6000 CODE 62 STRAIGHT FLANGE (LONG REACH VERSION)

FLANGIA DIRITTA SAE 6000 VERSIONE LUNGA

SFL GERADE (LANGE VERSION)

BRIDA RECTA SAE 6000 PSI (CODO LARGO)

CODE CODICE BEST.-NR CODIGO	Ø HOSE Ø TUBO Ø SCHLAUCH Ø MANGUERA			FLANGE	A		C		L	
	DN	INCH	SIZE		[mm]	[in]	[mm]	[in]	[mm]	[in]
AY10XLZ-32-24-110	51	2”	32	1.1/2”	124,6	4,91	63,5	2,50	110	4,33
AY10XLZ-32-32-110	51	2”	32	2”	125,3	4,93	79,4	3,13	110	4,33

© Intertraco (Italia) S.p.A. All rights are reserved

SAE 6000 CODE 62 AY20X

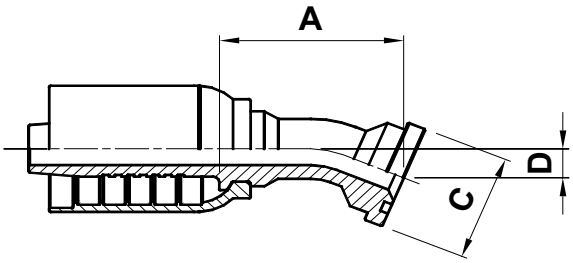

SAE 6000 CODE 62 - 22,5° ELBOW FLANGE

FLANGIA 22,5° SAE 6000

SFS 22,5° BOGENARMATUR

BRIDA A 22,5° SAE 6000 PSI

CODE CODICE BEST.-NR CODIGO	Ø HOSE Ø TUBO Ø SCHLAUCH Ø MANGUERA			FLANGE	A		C		D	
	DN	INCH	SIZE		[mm]	[in]	[mm]	[in]	[mm]	[in]
AY20X-24-24	38	1.1/2”	24	1.1/2”	140	5,51	63,5	2,50	20	0,79

 © Intertraco (Italia) S.p.A. All rights are reserved

SAE 6000 CODE 62 AY30X

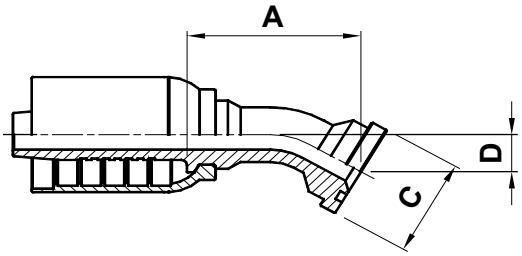

SAE 6000 CODE 62 - 30° ELBOW FLANGE

FLANGIA 30° SAE 6000

SFS 30° BOGENARMATUR

BRIDA A 30° SAE 6000 PSI

CODE CODICE BEST.-NR CODIGO	Ø HOSE Ø TUBO Ø SCHLAUCH Ø MANGUERA			FLANGE	A		C		D	
	DN	INCH	SIZE		[mm]	[in]	[mm]	[in]	[mm]	[in]
AY30X-24-24	38	1.1/2”	24	1.1/2”	147,5	5,81	63,5	2,50	29	1,14
AY30X-32-32	51	2”	32	2”	187	7,36	79,4	3,13	37	1,46

© Intertraco (Italia) S.p.A. All rights are reserved - 285

SAE 6000 CODE 62 AY40X

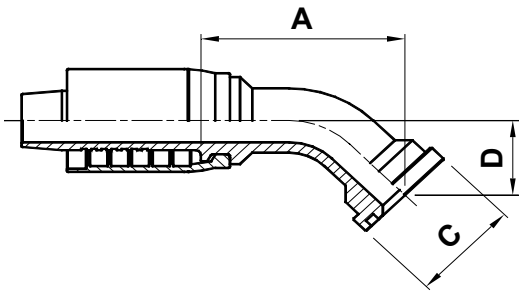

SAE 6000 CODE 62 - 45° ELBOW FLANGE

FLANGIA 45° SAE 6000

SFS 45° BOGENARMATUR

BRIDA A 45° SAE 6000 PSI

CODE CODICE BEST.-NR CODIGO	Ø HOSE Ø TUBO Ø SCHLAUCH Ø MANGUERA			FLANGE	A		C		D	
	DN	INCH	SIZE		[mm]	[in]	[mm]	[in]	[mm]	[in]
AY40X-12-12	19	3/4”	12	3/4”	76	2,99	41,3	1,63	27,9	1,10
AY40X-12-16	19	3/4”	12	1”	80,5	3,17	47,6	1,88	33,9	1,34
AY40X-16-16	25	1”	16	1”	84,3	3,32	47,6	1,87	31	1,22
AY40X-16-20	25	1”	16	1.1/4”	95,8	3,77	54	2,13	39	1,54
AY40X-20-16	31	1.1/4”	20	1”	115,5	4,55	47,6	1,88	38,1	1,50
AY40X-20-20	31	1.1/4”	20	1.1/4”	115,5	4,55	54	2,13	43,8	1,72
AY40X-20-24	31	1.1/4”	20	1.1/2”	117,5	4,63	63,5	2,50	48	1,89
AY40X-24-24	38	1.1/2”	24	1.1/2”	152	5,98	63,5	2,50	47	1,85
AY40X-24-32	38	1.1/2”	24	2”	146	5,75	79,4	3,13	57	2,24
AY40X-32-32	51	2”	32	2”	174	6,85	79,4	3,13	61	2,40

 © Intertraco (Italia) S.p.A. All rights are reserved

SAE 6000 CODE 62 AY40XLZ

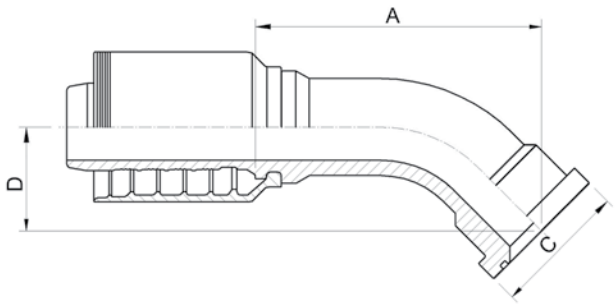

SAE 6000 CODE 62 - 45° ELBOW FLANGE

FLANGIA 45° SAE 6000

SFS 45° BOGENARMATUR

BRIDA A 45° SAE 6000 PSI

CODE CODICE BEST.-NR CODIGO	Ø HOSE Ø TUBO Ø SCHLAUCH Ø MANGUERA			FLANGE	A		C		D	
	DN	INCH	SIZE		[mm]	[in]	[mm]	[in]	[mm]	[in]
AY40XLZ-32-24	51	2”	32	1.1/2”	158,5	6,24	63,5	2,50	47	1,85
AY40XLZ-32-32	51	2”	32	2”	168	6,61	79,4	3,13	61	2,40

© Intertraco (Italia) S.p.A. All rights are reserved - 287

SAE 6000 CODE 62 AY60X

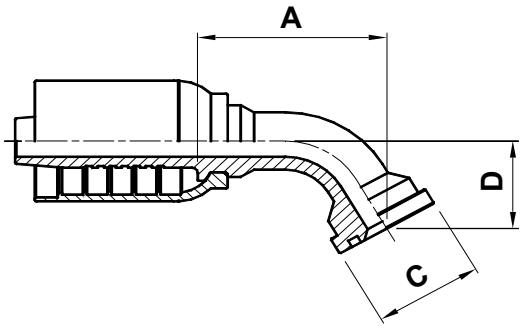

SAE 6000 CODE 62 - 60° ELBOW FLANGE

FLANGIA 60° SAE 6000

SFS 60° BOGENARMATUR

BRIDA A 60° SAE 6000 PSI

CODE CODICE BEST.-NR CODIGO	Ø HOSE Ø TUBO Ø SCHLAUCH Ø MANGUERA			FLANGE	A		C		D	
	DN	INCH	SIZE		[mm]	[in]	[mm]	[in]	[mm]	[in]
AY60X-16-16	25	1”	16	1”	89,8	3,54	47,6	1,87	43,4	1,71
AY60X-16-20	25	1”	16	1”	94,8	3,73	54	2,13	54,3	2,14
AY60X-20-20	31	1.1/4”	20	1.1/4”	113	4,45	54	2,13	55	2,17
AY60X-24-24	38	1.1/2”	24	1.1/2”	153,5	6,04	63,5	2,50	69,8	2,75

 © Intertraco (Italia) S.p.A. All rights are reserved

SAE 6000 CODE 62 AY90X

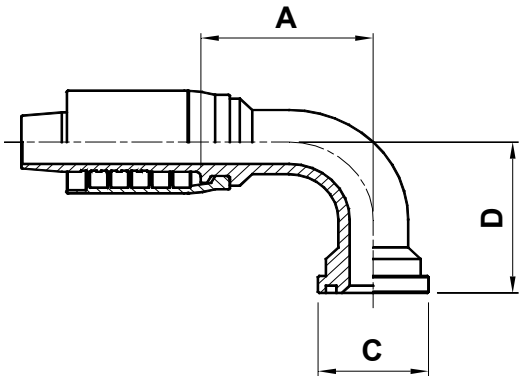

SAE 6000 CODE 62 - 90° ELBOW FLANGE

FLANGIA 90° SAE 6000

SFS 90° BOGENARMATUR

BRIDA A 90° SAE 6000 PSI

CODE CODICE BEST.-NR CODIGO	Ø HOSE Ø TUBO Ø SCHLAUCH Ø MANGUERA			FLANGE	A		C		D	
	DN	INCH	SIZE		[mm]	[in]	[mm]	[in]	[mm]	[in]
AY90X-12-12	19	3/4”	12	3/4”	61,8	2,43	41,3	1,63	56,5	2,22
AY90X-12-16	19	3/4”	12	1”	61,8	2,43	47,6	1,88	65	2,56
AY90X-16-16	25	1”	16	1”	80,8	3,18	47,6	1,87	66	2,60
AY90X-16-20	25	1”	16	1.1/4”	84,8	3,34	54	2,13	80	3,15
AY90X-20-16	31	1.1/4”	20	1”	109,5	4,31	47,6	1,87	87	3,43
AY90X-20-20	31	1.1/4”	20	1.1/4”	104	4,09	54	2,13	86	3,39
AY90X-20-24	31	1.1/4”	20	1.1/2”	104,2	4,10	63,5	2,50	98	3,86
AY90X-24-24	38	1.1/2”	24	1.1/2”	124,5	4,90	63,5	2,50	102,5	4,04
AY90X-24-32	38	1.1/2”	24	2”	129	5,08	79,4	3,13	119,5	4,70
AY90X-32-32	51	2”	32	2”	162	6,38	79,4	3,13	134	5,28

© Intertraco (Italia) S.p.A. All rights are reserved

SAE 6000 CODE 62 AY90XLZ

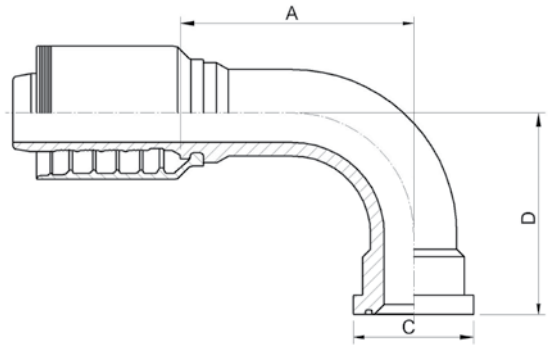

SAE 6000 CODE 62 - 90° ELBOW FLANGE

FLANGIA 90° SAE 6000

SFS 90° BOGENARMATUR

BRIDA A 90° SAE 6000 PSI

CODE CODICE BEST.-NR CODIGO	Ø HOSE Ø TUBO Ø SCHLAUCH Ø MANGUERA			FLANGE	A		C		D	
	DN	INCH	SIZE		[mm]	[in]	[mm]	[in]	[mm]	[in]
AY90XLZ-32-24	51	2”	32	1.1/2”	139,5	6,49	63,5	2,50	103	4,06
AY90XLZ-32-32	51	2”	32	2”	156,7	6,17	79,4	3,13	138	5,43

 © Intertraco (Italia) S.p.A. All rights are reserved

SAE 6000 CODE 62 AY90X-L

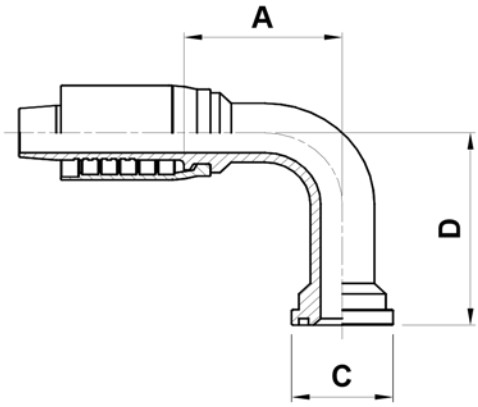

SAE 6000 CODE 62 - 90° ELBOW FLANGE (LONG REACH VERSION)

FLANGIA 90° SAE 6000 (VERSIONE ALTA)

SFS 90° BOGENARMATUR SONDER-SL

BRIDA A 90° SAE 6000 PSI (CODO LARGO)

CODE CODICE BEST.-NR CODIGO	Ø HOSE Ø TUBO Ø SCHLAUCH Ø MANGUERA			FLANGE	A		C		D	
	DN	INCH	SIZE		[mm]	[in]	[mm]	[in]	[mm]	[in]
AY90X-16-16-130	25	1”	16	1”	86,5	3,41	47,6	1,87	130	5,12
AY90X-20-20-130	31	1.1/4”	20	1.1/4”	104	4,09	54	2,13	130	5,12
AY90X-20-20-150	31	1.1/4”	20	1.1/4”	104	4,09	54	2,13	150	5,91
AY90X-24-24-114	38	1.1/2”	24	1.1/2”	129	5,08	63,5	2,50	114	4,49

SAE 6000 CODE 62 AY90XLZ-L

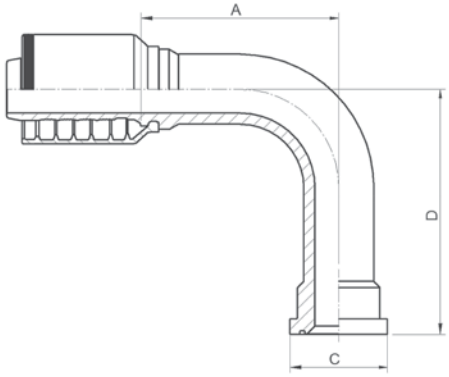

SAE 6000 CODE 62 - 90° ELBOW FLANGE (LONG REACH VERSION)

FLANGIA 90° SAE 6000 (VERSIONE ALTA)

SFS 90° BOGENARMATUR SONDER-SL

BRIDA A 90° SAE 6000 PSI (CODO LARGO)

CODE CODICE BEST.-NR CODIGO	Ø HOSE Ø TUBO Ø SCHLAUCH Ø MANGUERA			FLANGE	A		C		D	
	DN	INCH	SIZE		[mm]	[in]	[mm]	[in]	[mm]	[in]
AY90XLZ-32-32-155	51	2”	32	2”	151,9	5,98	79,4	3,13	155	6,10

© Intertraco (Italia) S.p.A. All rights are reserved - 291

SAE 6000 CODE 62 AL13XLZ

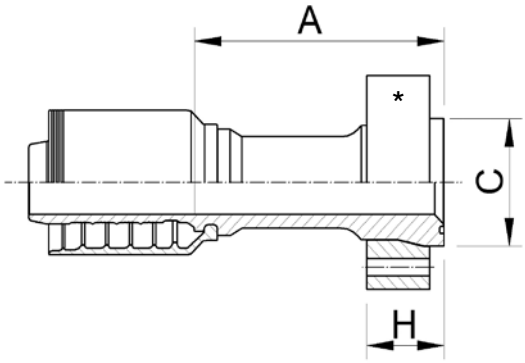

STRAIGHT SAE FLANGE WITH TAPERED SHAPE HEAD AND CAPTIVE PRE-ASSEMBLED FLANGE

FLANGIA DIRITTA A TESTA CONICA SAE CON CONTROFLANGIA

FLANSCHARMATUR GERADE KONISCH SAE MIT KONTERFLANSCH

BRIDA RECTA CÓNICA SAE CON CONTRABRIDA

*Heavy duty fitting compatible with ports according to SAE J518 code 62.

CODE CODICE BEST.-NR CODIGO	Ø HOSE Ø TUBO Ø SCHLAUCH Ø MANGUERA			FLANGE	A		C		H	
	DN	INCH	SIZE		[mm]	[in]	[mm]	[in]	[mm]	[in]
AL13XLZ-32-32	51	2”	32	2”	134,8	5,31	79,4	3,13	64	2,51

SAE 6000 CODE 62 AL43XLZ

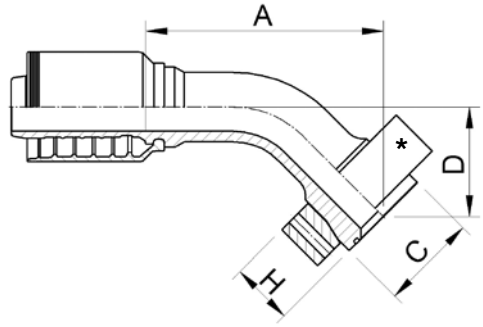

45° SAE FLANGE WITH TAPERED SHAPE HEAD AND CAPTIVE PRE-ASSEMBLED FLANGE

FLANGIA 45° A TESTA CONICA SAE CON CONTROFLANGIA

FLANSCHARMATUR 45° KONISCH SAE MIT KONTERFLANSCH

BRIDA A 45° CÓNICA SAE CON CONTRABRIDA

*Heavy duty fitting compatible with ports according to SAE J518 code 62.

CODE CODICE BEST.-NR CODIGO	Ø HOSE Ø TUBO Ø SCHLAUCH Ø MANGUERA			FLANGE	A		D		C		H	
	DN	INCH	SIZE		[mm]	[in]	[mm]	[in]	[mm]	[in]	[mm]	[in]
AL43XLZ-32-32	51	2”	32	2”	195,4	7,7	90	3,54	79,4	3,13	64	2,51

 © Intertraco (Italia) S.p.A. All rights are reserved

FOR 4 AND 6 SPIRAL HOSES - SKIVE APPLICATION
PER TUBI A 4 E 6 SPIRALI - PELATURA TUBO ESTERNA
SKIVE ARMATUREN FÜR 4 - UND 6-SPIRALSCHLÄUCHE
PARA MANGUERA 4 Y 6 ESPIRALES - PELADURA EXTERNA

SAE 6000 CODE 62 AL93XLZ

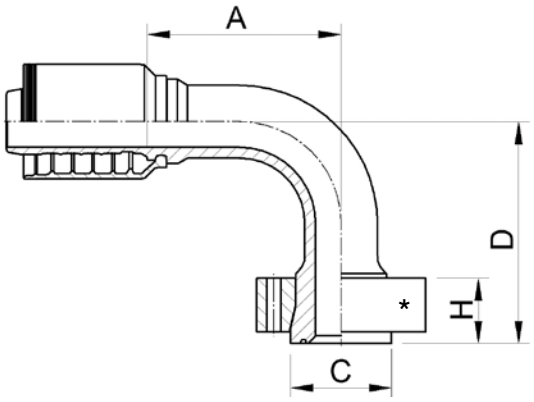

90° SAE FLANGE WITH TAPERED SHAPE HEAD AND CAPTIVE PRE-ASSEMBLED FLANGE

FLANGIA 90° A TESTA CONICA SAE CON CONTROFLANGIA

FLANSCHARMATUR 90° KONISCH SAE MIT KONTERFLANSCH

BRIDA A 90° CÓNICA SAE CON CONTRABRIDA

*Heavy duty fitting compatible with ports according to SAE J518 code 62.

CODE CODICE BEST.-NR CODIGO	Ø HOSE Ø TUBO Ø SCHLAUCH Ø MANGUERA			FLANGE	A		D		C		H	
	DN	INCH	SIZE		[mm]	[in]	[mm]	[in]	[mm]	[in]	[mm]	[in]
AL93XLZ-32-32	51	2”	32	2”	160,5	6,32	180	7,09	79,4	3,13	64	2,51

© Intertraco (Italia) S.p.A. All rights are reserved - 293

SUPERCAT H.P. FLANGE AY1CX

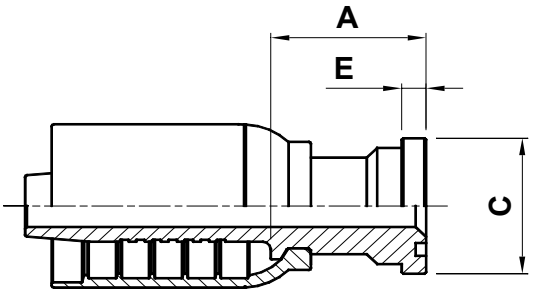

SUPERCAT STYLE STRAIGHT FLANGE

FLANGIA DIRITTA STILE SUPERCAT

SAE FLANSCH SUPERCAT-TYP 6000 PSI

BRIDA RECTA ESTILO SUPERCAT

CODE CODICE BEST.-NR CODIGO	Ø HOSE Ø TUBO Ø SCHLAUCH Ø MANGUERA			FLANGE	A		C		E	
	DN	INCH	SIZE		[mm]	[in]	[mm]	[in]	[mm]	[in]
AY1CX-12-12	19	3/4”	12	3/4”	61,4	2,42	41,3	1,63	14,5	0,57
AY1CX-12-16	19	3/4”	12	1”	71,1	2,80	47,6	1,87	14,5	0,57
AY1CX-16-16	25	1”	16	1”	71,3	2,81	47,6	1,87	14,5	0,57
AY1CX-16-20	25	1”	16	1.1/4”	80	3,15	54	2,13	14,5	0,57
AY1CX-20-20	31	1.1/4”	20	1.1/4”	76	2,99	54	2,13	14,5	0,57
AY1CX-24-24	38	1.1/2”	24	1.1/2”	84	3,31	63,5	2,50	14,5	0,57
AY1CX-24-32	38	1.1/2”	24	2”	110,5	4,35	79,4	3,13	14,5	0,57
AY1CX-32-32	51	2”	32	2”	115,7	4,56	79,4	3,13	14,5	0,57

 © Intertraco (Italia) S.p.A. All rights are reserved

SUPERCAT H.P. FLANGE AY2CX

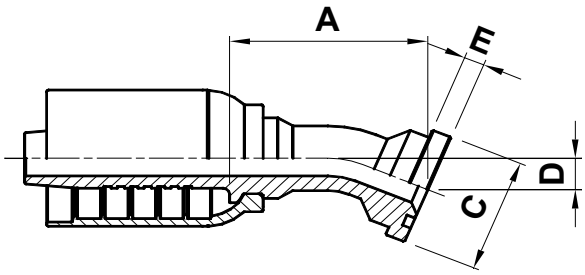

SUPERCAT STYLE - 22,5° ELBOW FLANGE

FLANGIA 22,5° STILE SUPERCAT

SAE FLANSCH SUPERCAT-TYP 22,5° 6000 PSI

BRIDA A 22,5° ESTILO SUPERCAT

CODE CODICE BEST.-NR CODIGO	Ø HOSE Ø TUBO Ø SCHLAUCH Ø MANGUERA			FLANGE	A		C		D		E	
	DN	INCH	SIZE		[mm]	[in]	[mm]	[in]	[mm]	[in]	[mm]	[in]
AY2CX-16-16	25	1”	16	1”	94,8	3,73	47,6	1,87	15,5	0,61	14,5	0,57
AY2CX-16-20	25	1”	16	1.1/4”	113,8	4,48	54	2,13	19,2	0,76	14,5	0,57
AY2CX-20-20	31	1.1/4”	20	1.1/4”	131,5	5,18	54	2,13	21	0,83	14,5	0,57
AY2CX-20-24	31	1.1/4”	20	1.1/2”	133	5,24	63,5	2,50	22,5	0,89	14,5	0,57
AY2CX-24-24	38	1.1/2”	24	2”	142,1	5,59	63,5	2,50	20,91	0,82	14,5	0,57

© Intertraco (Italia) S.p.A. All rights are reserved

SUPERCAT H.P. FLANGE AY3CX

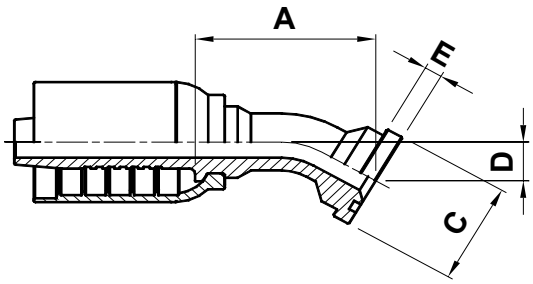

SUPERCAT STYLE - 30° ELBOW FLANGE

FLANGIA 30° STILE SUPERCAT

SAE FLANSCH SUPERCAT-TYP 30° 6000 PSI

BRIDA A 30° ESTILO SUPERCAT

CODE CODICE BEST.-NR CODIGO	Ø HOSE Ø TUBO Ø SCHLAUCH Ø MANGUERA			FLANGE	A		C		D		E	
	DN	INCH	SIZE		[mm]	[in]	[mm]	[in]	[mm]	[in]	[mm]	[in]
AY3CX-20-20	31	1.1/4”	20	1.1/4”	128,5	5,06	54	2,13	29	1,14	14,5	0,57
AY3CX-20-24	31	1.1/4”	20	1.1/2”	129,5	5,10	63,5	2,50	31	1,22	14,5	0,57
AY3CX-24-24	38	1.1/2”	24	1.1/2”	147	5,79	63,5	2,50	29,5	1,16	14,5	0,57

 © Intertraco (Italia) S.p.A. All rights are reserved

FOR 4 AND 6 SPIRAL HOSES - SKIVE APPLICATION
PER TUBI A 4 E 6 SPIRALI - PELATURA TUBO ESTERNA
SKIVE ARMATUREN FÜR 4 - UND 6-SPIRALSCHLÄUCHE
PARA MANGUERA 4 Y 6 ESPIRALES - PELADURA EXTERNA

SUPERCAT H.P. FLANGE AY4CX

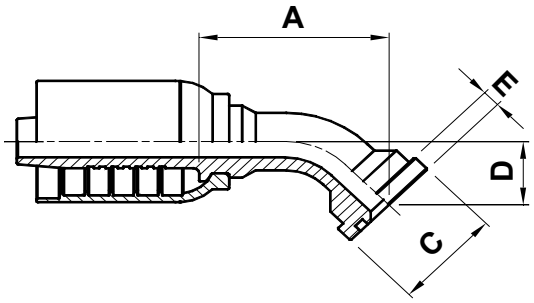

SUPERCAT STYLE - 45° ELBOW FLANGE

FLANGIA 45° STILE SUPERCAT

SAE FLANSCH SUPERCAT-TYP 45° 6000 PSI

BRIDA A 45° ESTILO SUPERCAT

CODE CODICE BEST.-NR CODIGO	Ø HOSE Ø TUBO Ø SCHLAUCH Ø MANGUERA			FLANGE	A		C		D		E	
	DN	INCH	SIZE		[mm]	[in]	[mm]	[in]	[mm]	[in]	[mm]	[in]
AY4CX-12-12	19	3/4”	12	3/4”	82,6	3,25	41,3	1,63	32,5	1,28	14,5	0,57
AY4CX-12-16	19	3/4”	12	1”	80,8	3,18	47,6	1,88	37,5	1,48	14,5	0,57
AY4CX-16-16	25	1”	16	1”	87,8	3,46	47,6	1,87	34,5	1,36	14,5	0,57
AY4CX-16-20	25	1”	16	1.1/4”	98,8	3,89	54	2,13	42	1,65	14,5	0,57
AY4CX-20-16	31	1.1/4”	20	1”	118,5	4,67	47,6	1,87	46,5	1,83	14,5	0,57
AY4CX-20-20	31	1.1/4”	20	1.1/4”	118,5	4,67	54	2,13	46,5	1,83	14,5	0,57
AY4CX-20-24	31	1.1/4”	20	1.1/4”	119	4,69	63,5	2,50	49,5	1,95	14,5	0,57
AY4CX-24-24	38	1.1/2”	24	1.1/2”	153,5	6,04	63,5	2,50	48,5	1,91	14,5	0,57
AY4CX-32-32	51	2”	32	2”	182,5	7,19	79,4	3,13	61,5	2,42	14,5	0,57

© Intertraco (Italia) S.p.A. All rights are reserved - 297

X

FOR 4 AND 6 SPIRAL HOSES - SKIVE APPLICATION
PER TUBI A 4 E 6 SPIRALI - PELATURA TUBO ESTERNA
SKIVE ARMATUREN FÜR 4 - UND 6-SPIRALSCHLÄUCHE
PARA MANGUERA 4 Y 6 ESPIRALES - PELADURA EXTERNA

SUPERCAT H.P. FLANGE AY6CX

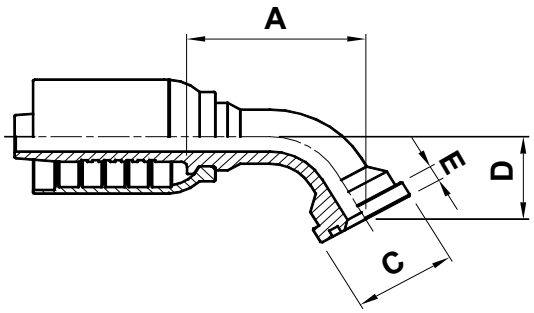

SUPERCAT STYLE - 60° ELBOW FLANGE

FLANGIA 60° STILE SUPERCAT

SAE FLANSCH SUPERCAT-TYP 60° 6000 PSI

BRIDA A 60° ESTILO SUPERCAT

CODE CODICE BEST.-NR CODIGO	Ø HOSE Ø TUBO Ø SCHLAUCH Ø MANGUERA			FLANGE	A		C		D		E	
	DN	INCH	SIZE		[mm]	[in]	[mm]	[in]	[mm]	[in]	[mm]	[in]
AY6CX-20-20	31	1.1/4”	20	1.1/4”	132	5,20	54	2,13	59	2,32	14,5	0,57
AY7CX-20-20	31	1.1/4”	20	1.1/4”	124	4,88	54	2,13	67	2,64	14,5	0,57
AY6CX-20-24	31	1.1/4”	20	1.1/2”	137	5,39	63,5	2,50	65,5	2,58	14,5	0,57
AY6CX-24-24	38	1.1/2”	24	1.1/2”	153,5	6,04	63,5	2,50	71,5	2,81	14,5	0,57

 © Intertraco (Italia) S.p.A. All rights are reserved

intertraco

SUPERCAT H.P. FLANGE AY9CX

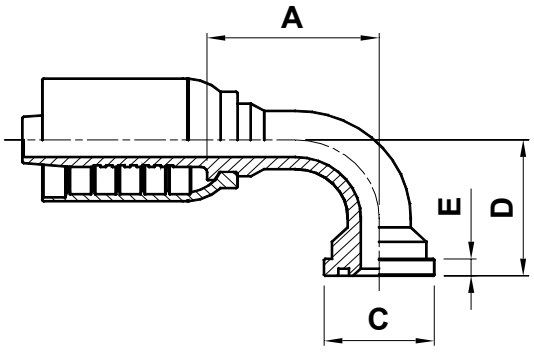

SUPERCAT STYLE - 90° ELBOW FLANGE

FLANGIA 90° STILE SUPERCAT

SAE FLANSCH SUPERCAT-TYP 90° 6000 PSI

BRIDA A 90° ESTILO SUPERCAT

CODE CODICE BEST.-NR CODIGO	Ø HOSE Ø TUBO Ø SCHLAUCH Ø MANGUERA			FLANGE	A		C		D		E	
	DN	INCH	SIZE		[mm]	[in]	[mm]	[in]	[mm]	[in]	[mm]	[in]
AY9CX-12-12	19	3/4”	12	3/4”	61,8	2,43	41,3	1,63	62	2,44	14,5	0,57
AY9CX-12-16	19	3/4”	12	1”	61,8	2,43	47,6	1,88	70	2,76	14,5	0,57
AY9CX-16-16	25	1”	16	1”	76,8	3,02	47,6	1,87	71	2,80	14,5	0,57
AY9CX-16-20	25	1”	16	1.1/4”	84,8	3,34	54	2,13	84,2	3,31	14,5	0,57
AY9CX-20-20	31	1.1/4”	20	1.1/4”	104	4,09	54	2,13	90,2	3,55	14,5	0,57
AY9CX-20-24	31	1.1/4”	20	1.1/2”	104,2	4,10	63,5	2,50	100	3,94	14,5	0,57
AY9CX-24-24	38	1.1/2”	24	1.1/2”	129	5,08	63,5	2,50	109	4,29	14,5	0,57
AY9CX-32-32	51	2”	32	2”	162	6,38	79,4	3,13	136	5,35	14,5	0,57

© Intertraco (Italia) S.p.A. All rights are reserved - 299

STAPLE LOCK ST11X

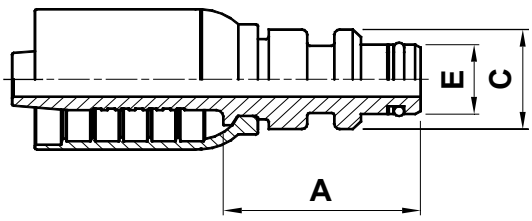

STAPLE LOCK MALE

RACCORDO MASCHIO PER MINIERA (STAPLE)

DICHTKOPF "STAPLE LOCK"

MACHO FIJO PARA MINIERA (STAPLE)

CODE CODICE BEST.-NR CODIGO	Ø HOSE Ø TUBO Ø SCHLAUCH Ø MANGUERA			A		C		E	
	DN	INCH	SIZE	[mm]	[in]	[mm]	[in]	[mm]	[in]
ST11X-16-16	25	1"	16	46	1,81	38,8	1,53	30,9	1,22
ST11X-20-20	31	1.1/4"	20	47,9	1,89	45,9	1,81	37,9	1,49

 © Intertraco (Italia) S.p.A. All rights are reserved

H.P. STAPLE LOCK SS11X

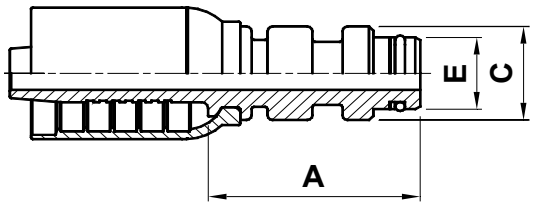

HIGH PRESSURE STAPLE LOCK MALE

RACCORDO MASCHIO PER MINIERA ALTA PRESSIONE (HP STAPLE)

DICHTKOPF "STAPLE LOCK" HOCHDRUCK

MACHO FIJO PARA MINIERA ALTA PRESSION (HP STAPLE)

CODE CODICE BEST.-NR CODIGO	Ø HOSE Ø TUBO Ø SCHLAUCH Ø MANGUERA			A		C		E	
	DN	INCH	SIZE	[mm]	[in]	[mm]	[in]	[mm]	[in]
SS11X-12-12	19	3/4"	12	57,6	2,27	28,7	1,13	22,4	0,88
SS11X-16-16	25	1"	16	74,7	2,94	38,4	1,51	30,9	1,22
SS11X-20-20	31	1.1/4"	20	80	3,15	45,4	1,79	37,9	1,49
SS11X-24-24	38	1.1/2"	24	82,5	3,25	54,4	2,14	43,9	1,73
SS11X-32-32	51	2"	32	95,6	3,76	63,4	2,50	49,9	1,96

H.P. STAPLE LOCK SS11XL

CODE CODICE BEST.-NR CODIGO	Ø HOSE Ø TUBO Ø SCHLAUCH Ø MANGUERA			A		C		E	
	DN	INCH	SIZE	[mm]	[in]	[mm]	[in]	[mm]	[in]
SS11XL-32-32	51	2"	32	97	3,82	63,4	2,50	49,9	1,96

© Intertraco (Italia) S.p.A. All rights are reserved - 301

X

FOR 4 AND 6 SPIRAL HOSES - SKIVE APPLICATION
PER TUBI A 4 E 6 SPIRALI - PELATURA TUBO ESTERNA
SKIVE ARMATUREN FÜR 4 - UND 6-SPIRALSCHLÄUCHE
PARA MANGUERA 4 Y 6 ESPIRALES - PELADURA EXTERNA

LOK-IT HVM11X

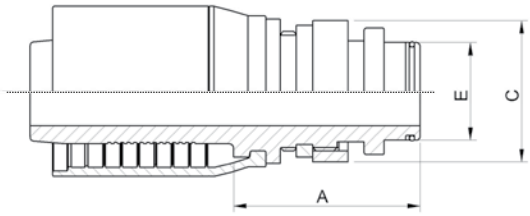

HIGH PRESSURE LOCK-IT MALE

MASCHIO LOK-IT ALTA PRESSIONE

NIPPLE LOCK-IT HOCHSDRUCK

MACHO LOK-IT PARA ALTA PRESIÓN

CODE CODICE BEST.-NR CODIGO	Ø HOSE Ø TUBO Ø SCHLAUCH Ø MANGUERA			C		E		A	
	DN	INCH	SIZE	[mm]	[in]	[mm]	[in]	[mm]	[in]
HVM11X-16-16	25	1”	16	45	1,77	28	1,10	63	2,48
HVM11X-20-20	31	1.1/4”	20	52	2,04	33	1,29	72	2,83
HVM11X-24-24	38	1.1/2”	24	64	2,51	42	1,65	87	3,44

LOK-IT HVM11XLZ

CODE CODICE BEST.-NR CODIGO	Ø HOSE Ø TUBO Ø SCHLAUCH Ø MANGUERA			C		E		A	
	DN	INCH	SIZE	[mm]	[in]	[mm]	[in]	[mm]	[in]
HVM11XLZ-32-32	51	2”	32	78	3,07	54	2,12	97	3,82
HVM11XLZ-40-40	63	2.1/2”	40	98	3,86	65	2,56	119	4,69

 © Intertraco (Italia) S.p.A. All rights are reserved

intertraco

LOK-IT HVF10X

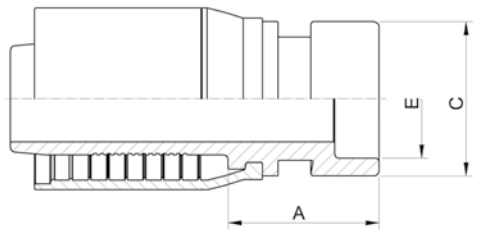

HIGH PRESSURE LOCK-IT FEMALE

FEMMINA LOK-IT ALTA PRESSIONE

MUFFE LOCK-IT HOCHSDRUCK

HEMBRA LOK-IT PARA ALTA PRESIÓN

CODE CODICE BEST.-NR CODIGO	Ø HOSE Ø TUBO Ø SCHLAUCH Ø MANGUERA			C		E		A	
	DN	INCH	SIZE	[mm]	[in]	[mm]	[in]	[mm]	[in]
HVF10X-16-16	25	1”	16	36	1,41	28	1,10	47	1,85
HVF10X-20-20	31	1.1/4”	20	44	1,73	33	1,29	54	2,12
HVF10X-24-24	38	1.1/2”	24	54	2,12	42	1,65	59	2,32

LOK-IT HVF10XLZ

CODE CODICE BEST.-NR CODIGO	Ø HOSE Ø TUBO Ø SCHLAUCH Ø MANGUERA			C		E		A	
	DN	INCH	SIZE	[mm]	[in]	[mm]	[in]	[mm]	[in]
HVF10XLZ-32-32	51	2”	32	70	2,76	54	2,12	75	2,95
HVF10XLZ-40-40	63	2.1/2”	40	84	3,31	65	2,56	86	3,39

© Intertraco (Italia) S.p.A. All rights are reserved - 303

© Intertraco (Italia) S.p.A. All rights are reserved

intertraco

SERIES

SERIE

T

FOR SAE 100 R7 AND R14 HOSES

PER TUBI TIPO R7 E TUBI TEFLON R14

FÜR THERMOPLASTIK-UND SAE 100 R14 SCHLAUCH

PARA MANGUERA TERMOPLASTICA Y TEFLON R14

© Intertraco (Italia) S.p.A. All rights are reserved

INDEX-*INDICE*-INDEX-*INDICE*

PRODUCT *PRODOTTO* PRODUKT *PRODUCTO*		DESCRIPTION *DESCRIZIONE* BEZEICHNUNG *DESCRIPCION*	PAGE *PAGINA* SEITE *PAGINA*
NPTF-NPSM	MN10T	NPTF MALE (60° CONE SEAT)	312
		MASCHIO NPTF SV. 60°	
		AGN ANSCHLUSSSTUTZEN MIT KONISCHEM NPTF-GEWINDE SELBSTDICHTEND 60° KONUS	
		MACHO FIJO NPTF CONO 60°	
	MG10T	NPTF MALE SWIVEL (60° CONE SEAT)	313
		MASCHIO GIREVOLE DIRITTO NPTF CONO 60°	
		NPTF AUSSENGEWINDE 60° KONUS	
		MACHO GIRATORIO NPTF CONO 60°	
	FN10T	NPTF FEMALE RIGID	314
		FEMMINA FISSA NPTF	
		NPTF INNENGEWINDE-ARMATUR	
		HEMBRA RIGIDA RECTA NPTF	
	FN11T	NPSM FEMALE SWIVEL (60° CONE SEAT)	315
		FEMMINA NPSM DIRITTA CONO 60°	
		DICHTKOPF 60° NPSM	
		HEMBRA GIRATORIA RECTA NPSM CONO 60°	
JIC	MJ10T	JIC 37° MALE	316
		MASCHIO JIC CONO 37°	
		AGJ JIC-ANSCHLUSSSTUTZEN 37° KONUS MIT UNF GEWINDE	
		MACHO FIJO JIC 37°	
	FJ11T	JIC 37° FEMALE SWIVEL	318
		FEMMINA JIC DRITTA SV. 37°	
		DKJ JIC- DICHTKOPF 37° KONUS UNF GEWINDE	
		HEMBRA GIRATORIA RECTA JIC 37°	
	FJ41T	JIC 37° FEMALE SWIVEL - 45° ELBOW	320
		FEMMINA JIC 45° SV. 37°	
		DKJ 45° - 37° KONUS	
		HEMBRA GIRATORIA A 45° JIC 37°	
	FJ91T	JIC 37° FEMALE SWIVEL - 90° ELBOW	322
		FEMMINA JIC 90° SV. 37°	
		DKJ 90° - 37° KONUS	
		HEMBRA GIRATORIA A 90° JIC 37°	
	FJ91T-L	JIC 37° FEMALE SWIVEL - 90° ELBOW (LONG DROP)	324
		FEMMINA JIC 90° SV. 37° (VERSIONE ALTA)	
		DKJ 90° SONDER-SL 37° KONUS	
		HEMBRA GIRATORIA A 90° JIC 37° (CODO LARGO)	
ORFS	OR13T	ORFS FEMALE SWIVEL	325
		FEMMINA ORFS DIRITTA	
		ORFS - ARMATUR INNENGEWINDE	
		HEMBRA GIRATORIA RECTA ORFS	

© Intertraco (Italia) S.p.A. All rights are reserved

T

FOR SAE 100 R7 AND R14 HOSES
PER TUBI TIPO R7 E TUBI TEFLON R14
FÜR THERMOPLASTIK- UND SAE 100 R14 SCHLAUCH
PARA MANGUERA TERMOPLASTICA Y TEFLON R14

PRODUCT *PRODOTTO* PRODUKT *PRODUCTO*		DESCRIPTION *DESCRIZIONE* BEZEICHNUNG *DESCRIPCION*	PAGE *PAGINA* SEITE *PAGINA*
ORFS	OR43T	ORFS FEMALE SWIVEL - 45° ELBOW	326
		FEMMINA ORFS 45°	
		ORFS - ARMATUR 45°	
		HEMBRA GIRATORIA A 45° ORFS	
	OR93T	ORFS FEMALE SWIVEL - 90° ELBOW	327
		FEMMINA ORFS 90°	
		ORFS - ARMATUR 90°	
		HEMBRA GIRATORIA A 90° ORFS	
	OR93T-L	ORFS FEMALE SWIVEL - 90° ELBOW (LONG DROP)	328
		FEMMINA ORFS 90° (VERSIONE ALTA)	
		ORFS - ARMATUR 90° SONDER-SL	
		HEMBRA GIRATORIA A 90° ORFS (CODO LARGO)	
SAE	FU11T	SAE 45° FEMALE SWIVEL	329
		FEMMINA SAE DIRITTA SV. 45°	
		SAE DICHTKOPF 45° KONUS	
		HEMBRA GIRATORIA RECTA SAE 45°	
	FU91T	SAE 45° FEMALE SWIVEL - 90° ELBOW	
		FEMMINA SAE 90° SV. 45°	
		90° SAE DICHTKOPF 45° KONUS	
		HEMBRA GIRATORIA A 90° SAE 45°	
	ME10T	O-RING BOSS MALE	330
		MASCHIO SAE O-RING	
		SAE AUSSENGEWINDE O-RING BOSS	
		MACHO FIJO O-RING BOSS	
	MFA10T	SAE FLARLESS MALE ASSEMBLY	331
		MASCHIO SAE SV. 24	
		SAE FLARLESS MALE ASSEMBLY	
		MACHO FIJO SAE INVERTIDO	
JIS	FT11T	JIS FEMALE SWIVEL (60° CONE - TOYOTA STYLE)	332
		FEMMINA GAS CONO 60° STILE TOYOTA	
		DICHTKOPF JIS (60° KONUS TOYOTA-TYP)	
		HEMBRA GIRATORIA RECTA JIS CONO 60° ESTILO TOYOTA	
	FK11T	KOMATSU STYLE FEMALE SWIVEL 60° CONE	333
		FEMMINA METRICA DIRITTA STILE KOMATSU CONO 60°	
		KOMATSU-TYP METRISCHES GEWINDE 60° KONUS	
		HEMBRA GIRATORIA RECTA CONO 60° ESTILO KOMATSU	
BSP-BSPT	MT10T	BSPT TAPERED MALE 60° CONE	334
		MASCHIO BSP CONICO SV. 60°	
		BSPT AUSSENGEWINDE 60° KONUS	
		MACHO FIJO BSPT CONO 60°	

 © Intertraco (Italia) S.p.A. All rights are reserved

intertraco

T

FOR SAE 100 R7 AND R14 HOSES
PER TUBI TIPO R7 E TUBI TEFLON R14
FÜR THERMOPLASTIK- UND SAE 100 R14 SCHLAUCH
PARA MANGUERA TERMOPLASTICA Y TEFLON R14

PRODUCT *PRODOTTO* PRODUKT *PRODUCTO*		DESCRIPTION *DESCRIZIONE* BEZEICHNUNG *DESCRIPCION*	PAGE *PAGINA* SEITE *PAGINA*
BSP-BSPT	FB11T	BSP FEMALE SWIVEL 60° CONE *FEMMINA BSP DIRITTA CONO 60°* DKR BSP DICHTKOPF 60° KONUS BSP GEWINDE *HEMBRA GIRATORIA RECTA BSP CONO 60°*	335
	FB41T	BSP FEMALE SWIVEL - 60° CONE - 45° ELBOW *FEMMINA BSP 45° CONO 60°* DKR 45° - 60° KONUS *HEMBRA GIRATORIA A 45° BSP CONO 60°*	336
	FB91T	BSP FEMALE SWIVEL 60° CONE - 90° ELBOW *FEMMINA BSP 90° CONO 60°* DKR 90° - 60° KONUS *HEMBRA GIRATORIA A 90° BSP CONO 60°*	337
METRIC	ML10T	METRIC LIGHT MALE (24° CONE SEAT) *MASCHIO METRICO SV. 24° SERIE LEGGERA* CEL GEWINDEZAPFEN LEICHTE REIHE 24° KONUS *MACHO FIJO METRIC CONO 24° SERIE LIGERA*	338
	FL13T	METRIC LIGHT FEMALE SWIVEL (24° CONE SEAT) *FEMMINA METRICA DIRITTA O-RING CONO 24° SERIE LEGGERA* DKOL DICHTKEGEL MIT O-RING LEICHTE REIHE 24° KONUS *HEMBRA GIRATORIA RECTA METRICA CONO 24° SERIE LIGERA*	339
	FL43T	METRIC LIGHT FEMALE SWIVEL - 45° ELBOW (24° CONE SEAT) *FEMMINA METRICA 45° O-RING CONO 24° SERIE LEGGERA* DKOL 45° - 24° KONUS *HEMBRA GIRATORIA A 45° METRICA CONO 24° SERIE LIGERA*	340
	FL93T	METRIC LIGHT FEMALE SWIVEL - 90° ELBOW (24° CONE SEAT) *FEMMINA METRICA 90° O-RING CONO 24° SERIE LEGGERA* DKOL 90° - 24° KONUS *HEMBRA GIRATORIA A 90° METRICA CONO 24° SERIE LIGERA*	341
	MS10T	METRIC HEAVY MALE (24° CONE SEAT) *MASCHIO METRICO SV. 24° SERIE PESANTE* CES GEWINDEZAPFEN SCHWERE REIHE 24° KONUS *MACHO FIJO METRICO CONO 24° SERIE PESADA*	342
	FS13T	METRIC HEAVY FEMALE SWIVEL (24° CONE SEAT) *FEMMINA METRICA DIRITTA O-RING CONO 24° SERIE PESANTE* DKOS DICHTKEGEL MIT O-RING SCHWERE REIHE 24° KONUS *HEMBRA GIRATORIA RECTA METRICA CONO 24° SERIE PESADA*	343
	FS43T	METRIC HEAVY FEMALE SWIVEL - 45° ELBOW (24° CONE SEAT) *FEMMINA METRICA 45° O-RING CONO 24° SERIE PESANTE* DKOS 45° - 24° KONUS *HEMBRA GIRATORIA 45° METRICA CONO 24° SERIE PESADA*	344

© Intertraco (Italia) S.p.A. All rights are reserved

T

FOR SAE 100 R7 AND R14 HOSES
PER TUBI TIPO R7 E TUBI TEFLON R14
FÜR THERMOPLASTIK- UND SAE 100 R14 SCHLAUCH
PARA MANGUERA TERMOPLASTICA Y TEFLON R14

PRODUCT *PRODOTTO* PRODUKT *PRODUCTO*		DESCRIPTION *DESCRIZIONE* BEZEICHNUNG *DESCRIPCION*	PAGE *PAGINA* SEITE *PAGINA*
METRIC	FS93T	METRIC HEAVY FEMALE SWIVEL - 90° ELBOW (24° CONE SEAT)	345
		FEMMINA METRICA 90° O-RING CONO 24° SERIE PESANTE	
		DKOS 90° - 24° KONUS	
		HEMBRA GIRATORIA A 90° METRICA CONO 24° SERIE PESADA	
	WO10T	BRAZING TAIL	346
		INSERTO A SALDARE	
		LÖTFUSSTEIL	
		ESPIGA PARA SOLDADURA	

 © Intertraco (Italia) S.p.A. All rights are reserved

intertraco

© Intertraco (Italia) S.p.A. All rights are reserved

T

FOR SAE 100 R7 AND R14 HOSES
PER TUBI TIPO R7 E TUBI TEFLON R14
FÜR THERMOPLASTIK- UND SAE 100 R14 SCHLAUCH
PARA MANGUERA TERMOPLASTICA Y TEFLON R14

NPTF MN10T

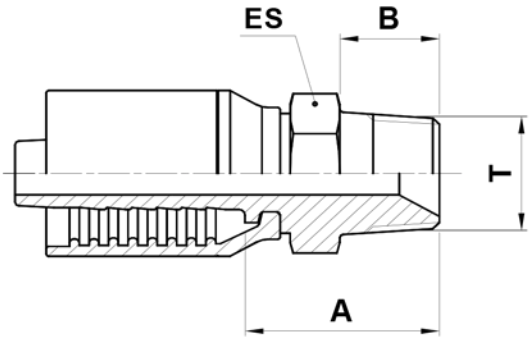

NPTF MALE (60° CONE SEAT)

MASCHIO NPTF SV. 60°

AGN ANSCHLUSSSTUTZEN MIT KONISCHEM NPTF-GEWINDE SELBSTDICHTEND 60° KONUS

MACHO FIJO NPTF CONO 60°

CODE CODICE BEST.-NR CODIGO	Ø HOSE Ø TUBO Ø SCHLAUCH Ø MANGUERA			T	A		B		ES		
	DN	INCH	SIZE		[mm]	[in]	[mm]	[in]	[mm]	[in]	[in]
MN10T-02-02	3	1/8”	02	1/8” - 27	20,8	0,82	9,5	0,37	11,11	0,437	7/16”
MN10T-02-04	3	1/8”	02	1/4” - 18	25,3	1,00	14	0,55	14	0,551	9/16”
MN10T-03-02	5	3/16”	03	1/8” - 27	20,8	0,82	9,5	0,37	11,11	0,437	7/16”
MN10T-03-04	5	3/16”	03	1/4” - 18	25,8	1,02	14	0,55	14	0,551	9/16”
MN10T-04-02	6	1/4”	04	1/8” - 27	22	0,87	9,5	0,37	14	0,551	9/16”
MN10T-04-04	6	1/4”	04	1/4” - 18	26,5	1,04	14	0,55	14	0,551	9/16”
MN10T-04-06	6	1/4”	04	3/8” - 18	28	1,10	14	0,55	19	0,748	3/4”
MN10T-05-04	8	5/16”	05	1/4” - 18	26,5	1,04	14	0,55	14	0,551	9/16”
MN10T-05-06	8	5/16”	05	3/8” - 18	28	1,10	14	0,55	19	0,748	3/4”
MN10T-06-04	10	3/8”	06	1/4” - 18	26,5	1,04	14	0,55	17	0,669	11/16”
MN10T-06-06	10	3/8”	06	3/8” - 18	28	1,10	14	0,55	19	0,748	3/4”
MN10T-06-08	10	3/8”	06	1/2” - 14	33	1,30	19	0,75	22	0,866	7/8”
MN10T-08-06	12	1/2”	08	3/8” - 18	28,5	1,12	14	0,55	19	0,748	3/4”
MN10T-08-08	12	1/2”	08	1/2” - 14	33,5	1,32	19	0,75	22	0,866	7/8”
MN10T-10-08	16	5/8”	10	1/2” - 14	33,5	1,32	19	0,75	24	0,945	15/16”
MN10T-12-12	19	3/4”	12	3/4” - 14	41,5	1,63	19	0,75	27	1,063	1.1/16”
MN10T-16-16	25	1”	16	1” - 11.1/2	48	1,89	24	0,94	36	1,417	1.1/16”

 © Intertraco (Italia) S.p.A. All rights are reserved

intertraco

NPTF MG10T

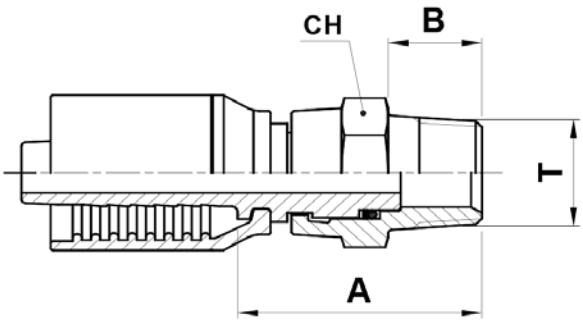

NPTF MALE SWIVEL (60° CONE SEAT)

MASCHIO GIREVOLE DIRITTO NPTF CONO 60°

NPTF AUSSENGEWINDE 60° KONUS

MACHO GIRATORIO NPTF CONO 60°

CODE CODICE BEST.-NR CODIGO	Ø HOSE Ø TUBO Ø SCHLAUCH Ø MANGUERA			T	A		B		CH		
	DN	INCH	SIZE		[mm]	[in]	[mm]	[in]	[mm]	[in]	[in]
MG10T-03-04	5	3/16”	03	1/4” - 18	32,3	1,27	14	0,55	17	0,669	11/16”
MG10T-04-04	6	1/4”	04	1/4” - 18	36,5	1,44	14	0,55	17	0,669	11/16”
MG10T-06-04	10	3/8”	06	1/4” - 18	33,5	1,32	14	0,55	17	0,669	11/16”
MG10T-06-06	10	3/8”	06	3/8” - 18	41,8	1,65	14	0,55	22	0,866	7/8”
MG10T-08-08	12	1/2”	08	1/2” - 14	42	1,65	19	0,75	27	1,063	1.1/16”
MG10T-12-12	19	3/4”	12	3/4” - 14	55	2,17	19,4	0,76	36	1,417	1.1/16”

© Intertraco (Italia) S.p.A. All rights are reserved - 313

NPTF FN10T

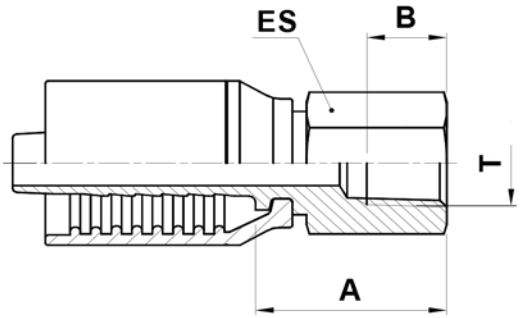

NPTF FEMALE RIGID

FEMMINA FISSA NPTF

NPTF INNENGEWINDE-ARMATUR

HEMBRA RIGIDA RECTA NPTF

CODE CODICE BEST.-NR CODIGO	Ø HOSE Ø TUBO Ø SCHLAUCH Ø MANGUERA			T	A		B		ES		
	DN	INCH	SIZE		[mm]	[in]	[mm]	[in]	[mm]	[in]	[in]
FN10T-04-04	6	1/4”	04	1/4” - 18	26,5	1,04	11,94	0,47	19	0,748	3/4”
FN10T-04-06	6	1/4”	04	3/8” - 18	28	1,10	12,7	0,50	22	0,866	7/8”
FN10T-06-06	10	3/8”	06	3/8” - 18	28	1,10	12,7	0,50	22	0,866	7/8”
FN10T-08-08	12	1/2”	08	1/2” - 14	33,5	1,32	16,76	0,66	27	1,063	1.1/16”

 © Intertraco (Italia) S.p.A. All rights are reserved

NPSM FN11T

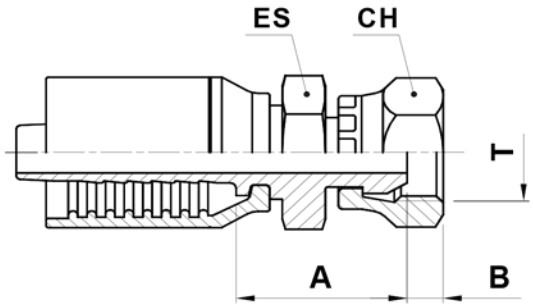

NPSM FEMALE SWIVEL (60° CONE SEAT)

FEMMINA NPSM DIRITTA CONO 60°

DICHTKOPF 60° NPSM

HEMBRA GIRATORIA RECTA NPSM CONO 60°

CODE CODICE BEST.-NR CODIGO	Ø HOSE Ø TUBO Ø SCHLAUCH Ø MANGUERA			T	A		B		ES			CH		
	DN	INCH	SIZE		[mm]	[in]	[mm]	[in]	[mm]	[in]	[in]	[mm]	[in]	[in]
FN11T-02-04	3	1/8”	02	1/4” - 18	22,8	0,90	4,2	0,17	19	0,748	3/4”	19	0,748	3/4”
FN11T-03-04	5	3/16”	03	1/4” - 18	22,8	0,90	4,2	0,17	19	0,748	3/4”	19	0,748	3/4”
FN11T-04-04	6	1/4”	04	1/4” - 18	24	0,94	4,2	0,17	19	0,748	3/4”	19	0,748	3/4”
FN11T-05-04	8	5/16”	05	1/4” - 18	24	0,94	4,2	0,17	19	0,748	3/4”	19	0,748	3/4”
FN11T-06-06	10	3/8”	06	3/8” - 18	26,5	1,04	5,7	0,22	22	0,866	7/8”	22	0,866	7/8”
FN11T-08-08	12	1/2”	08	1/2” - 14	29	1,14	6,9	0,27	22	0,866	7/8”	27	1,063	1.1/16”

© Intertraco (Italia) S.p.A. All rights are reserved - 315

T

FOR SAE 100 R7 AND R14 HOSES
PER TUBI TIPO R7 E TUBI TEFLON R14
FÜR THERMOPLASTIK- UND SAE 100 R14 SCHLAUCH
PARA MANGUERA TERMOPLASTICA Y TEFLON R14

JIC MJ10T

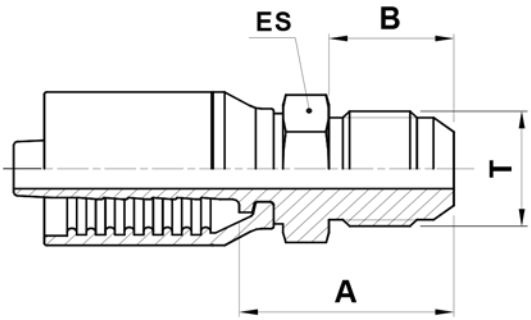

JIC 37° MALE

MASCHIO JIC CONO 37°

AGJ JIC-ANSCHLUSSSTUTZEN 37° KONUS MIT UNF GEWINDE

MACHO FIJO JIC 37°

CODE CODICE BEST.-NR CODIGO	Ø HOSE Ø TUBO Ø SCHLAUCH Ø MANGUERA			T	A		B		ES		
	DN	INCH	SIZE		[mm]	[in]	[mm]	[in]	[mm]	[in]	[in]
MJ10T-03-04	5	3/16”	03	7/16” - 20	25,8	1,02	14	0,55	14	0,551	9/16”
MJ10T-04-04	6	1/4”	04	7/16” - 20	26,5	1,04	14	0,55	14	0,551	9/16”
MJ10T-04-05	6	1/4”	04	1/2” - 20	26,5	1,04	14	0,55	14	0,551	9/16”
MJ10T-04-06	6	1/4”	04	9/16” - 18	27,5	1,08	14	0,55	17	0,669	11/16”
MJ10T-05-05	8	5/16”	05	1/2” - 20	26,5	1,04	14	0,55	14	0,551	9/16”
MJ10T-05-06	8	5/16”	05	9/16” - 18	27,5	1,08	14	0,55	17	0,669	11/16”
MJ10T-06-06	10	3/8”	06	9/16” - 18	27,5	1,08	14,1	0,56	17	0,669	11/16”
MJ10T-06-08	10	3/8”	06	3/4” - 16	30,2	1,19	16,7	0,66	19	0,748	3/4”
MJ10T-08-08	12	1/2”	08	3/4” - 16	30,7	1,21	16,7	0,66	19	0,748	3/4”
MJ10T-08-10	12	1/2”	08	7/8” - 14	35	1,38	19,3	0,76	24	0,945	15/16”
MJ10T-08-12	12	1/2”	08	1.1/16” - 12	39	1,54	21,9	0,86	27	1,063	1.1/16”
MJ10T-12-12	19	3/4”	12	1.1/16” - 12	39,4	1,55	21,9	0,86	27	1,063	1.1/16”

 © Intertraco (Italia) S.p.A. All rights are reserved

intertraco

© Intertraco (Italia) S.p.A. All rights are reserved - 317

T

FOR SAE 100 R7 AND R14 HOSES
PER TUBI TIPO R7 E TUBI TEFLON R14
FÜR THERMOPLASTIK- UND SAE 100 R14 SCHLAUCH
PARA MANGUERA TERMOPLASTICA Y TEFLON R14

JIC FJ11T · FJ12T · FJ16T

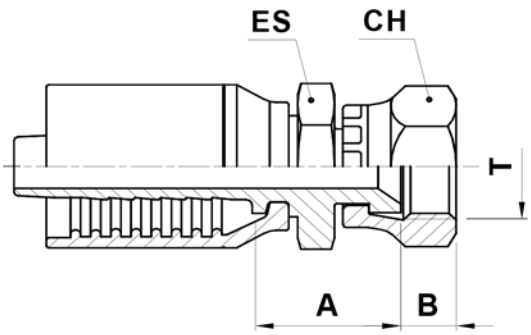

JIC 37° FEMALE SWIVEL

FEMMINA JIC DRITTA SV. 37°

DKJ JIC - DICHTKOPF 37° KONUS UNF GEWINDE

HEMBRA GIRATORIA RECTA JIC 37°

CODE CODICE BEST.-NR CODIGO	Ø HOSE Ø TUBO Ø SCHLAUCH Ø MANGUERA			T	A		B		ES			CH		
	DN	INCH	SIZE		[mm]	[in]	[mm]	[in]	[mm]	[in]	[in]	[mm]	[in]	[in]
FJ16T-02-04	3	1/8”	02	7/16” - 20	19,6	0,77	8,7	0,34	11,11	0,437	7/16”	14,29	0,563	9/16”
FJ11T-03-04	5	3/16”	03	7/16” - 20	19,6	0,77	8,7	0,34	11,11	0,437	7/16”	15	0,591	5/8”
FJ16T-03-04	5	3/16”	03	7/16” - 20	19,6	0,77	8,7	0,34	11,11	0,437	7/16”	14,29	0,563	9/16”
FJ16T-03-05	5	3/16”	03	1/2” - 20	20,8	0,82	9,5	0,37	14	0,551	9/16”	17,46	0,687	11/16”
FJ11T-04-04	6	1/4”	04	7/16” - 20	20,8	0,82	8,7	0,34	14	0,551	9/16”	15	0,591	5/8”
FJ16T-04-04	6	1/4”	04	7/16” - 20	20,8	0,82	8,7	0,34	14	0,551	9/16”	14,29	0,563	9/16”
FJ11T-04-05	6	1/4”	04	1/2” - 20	21,5	0,85	9,5	0,37	14	0,551	9/16”	17	0,669	11/16”
FJ11T-04-06	6	1/4”	04	9/16” - 18	23	0,91	9,5	0,37	14	0,551	9/16”	19	0,748	3/4”
FJ16T-04-06	6	1/4”	04	9/16” - 18	21,5	0,85	9,5	0,37	14	0,551	9/16”	17,46	0,687	11/16”
FJ11T-05-05	8	5/16”	05	1/2” - 20	15,5	0,61	9,5	0,37	--	--	--	17	0,669	11/16”
FJ16T-05-05	8	5/16”	05	1/2” - 20	25,9	1,02	9,5	0,37	19	0,748	3/4”	17,46	0,687	11/16”
FJ11T-05-06	8	5/16”	05	9/16” - 18	21	0,83	9,5	0,37	14	0,551	9/16”	19	0,748	3/4”
FJ16T-05-06	8	5/16”	05	9/16” - 18	21	0,83	9,5	0,37	14	0,551	9/16”	17,46	0,687	11/16”
FJ11T-06-06	10	3/8”	06	9/16” - 18	23	0,91	9,5	0,37	17	0,669	11/16”	19	0,748	3/4”
FJ16T-06-06	10	3/8”	06	9/16” - 18	23	0,91	9,5	0,37	17	0,669	11/16”	17,46	0,687	11/16”
FJ11T-06-08	10	3/8”	06	3/4” - 16	26	1,02	10,7	0,42	19	0,748	3/4”	24	0,945	15/16”
FJ16T-06-08	10	3/8”	06	3/4” - 16	25,9	1,02	10,7	0,42	19	0,748	3/4”	22,22	0,875	7/8”
FJ16T-08-06	12	1/2”	08	9/16” - 18	25,5	1,00	9,5	0,37	19	0,748	3/4”	17,46	0,687	11/16”
FJ11T-08-08	12	1/2”	08	3/4” - 16	26,5	1,04	10,7	0,42	19	0,748	3/4”	24	0,945	15/16”
FJ16T-08-08	12	1/2”	08	3/4” - 16	27,4	1,08	10,7	0,42	19	0,748	3/4”	22,22	0,875	7/8”

 © Intertraco (Italia) S.p.A. All rights are reserved

intertraco

FOR SAE 100 R7 AND R14 HOSES
PER TUBI TIPO R7 E TUBI TEFLON R14
FÜR THERMOPLASTIK- UND SAE 100 R14 SCHLAUCH
PARA MANGUERA TERMOPLASTICA Y TEFLON R14

CODE CODICE BEST.-NR CODIGO	Ø HOSE Ø TUBO Ø SCHLAUCH Ø MANGUERA			T	A		B		ES			CH		
	DN	INCH	SIZE		[mm]	[in]	[mm]	[in]	[mm]	[in]	[in]	[mm]	[in]	[in]
FJ11T-08-10	12	1/2”	08	7/8” - 14	28,5	1,12	12,7	0,50	22	0,866	7/8”	27	1,063	1.1/16”
FJ11T-08-12	12	1/2”	08	1.1/16” - 12	34	1,34	14,3	0,56	27	1,063	1.1/16”	32	1,260	1.1/4”
FJ12T-08-12	12	1/2”	08	1.1/16” - 12	35,5	1,40	13,8	0,54	27	1,063	1.1/16”	32	1,260	1.1/4”
FJ11T-10-10	16	5/8”	10	7/8” - 14	29,8	1,17	12,7	0,50	22	0,866	7/8”	27	1,063	1.1/16”
FJ11T-10-12	16	5/8”	10	1.1/16” - 12	34	1,34	14,3	0,56	27	1,063	1.1/16”	32	1,260	1.1/4”
FJ12T-10-12	16	5/8”	10	1.1/16” - 12	35,5	1,40	13,8	0,54	27	1,063	1.1/16”	32	1,260	1.1/4”
FJ11T-12-12	19	3/4”	12	1.1/16” - 12	34,5	1,36	14,3	0,56	27	1,063	1.1/16”	32	1,260	1.1/4”
FJ12T-12-12	19	3/4”	12	1.1/16” - 12	36	1,42	13,8	0,54	27	1,063	1.1/16”	32	1,260	1.1/4”
FJ12T-16-16	25	1”	16	1.5/16” - 12	35,5	1,40	16	0,63	32	1,260	1.1/4”	38	1,496	1.1/2”

NUT TYPE TIPO DI DADO HUTTER TYP TIPO DE TUERCA	FJ11	FJ12	FJ16 (IMPERIAL NUT)
	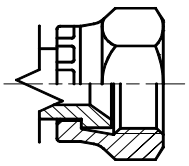	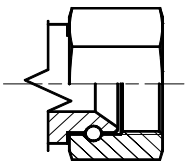	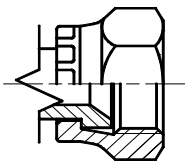

© Intertraco (Italia) S.p.A. All rights are reserved - 319

T

FOR SAE 100 R7 AND R14 HOSES
PER TUBI TIPO R7 E TUBI TEFLON R14
FÜR THERMOPLASTIK- UND SAE 100 R14 SCHLAUCH
PARA MANGUERA TERMOPLASTICA Y TEFLON R14

JIC FJ41T · FJ42T · FJ43T · FJ46T

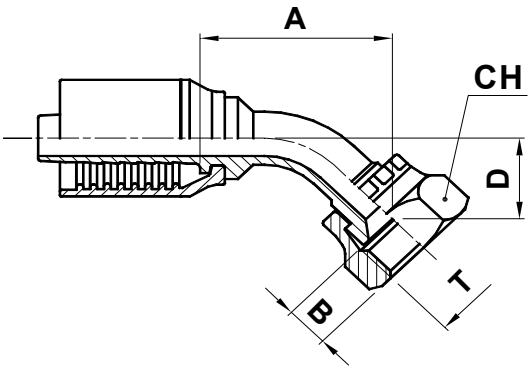

JIC 37° FEMALE SWIVEL - 45° ELBOW
FEMMINA JIC 45° SV. 74°
DKJ 45° - 37° KONUS
HEMBRA GIRATORIA A 45° JIC 37°

CODE CODICE BEST.-NR CODIGO	Ø HOSE Ø TUBO Ø SCHLAUCH Ø MANGUERA			T	A		B		D		CH		
	DN	INCH	SIZE		[mm]	[in]	[mm]	[in]	[mm]	[in]	[mm]	[in]	[in]
FJ46T-03-04	5	3/16”	03	7/16” - 20	33,6	1,32	8,7	0,34	14,1	0,55	14,29	0,563	9/16”
FJ41T-04-04	6	1/4”	04	7/16” - 20	32	1,26	8,7	0,34	13,2	0,52	15	0,591	5/8”
FJ46T-04-04	6	1/4”	04	7/16” - 20	40,5	1,59	8,7	0,34	13,2	0,52	14,29	0,563	9/16”
FJ41T-04-05	6	1/4”	04	1/2” - 20	34,5	1,36	10,5	0,41	14,8	0,58	17	0,669	11/16”
FJ43T-04-06	6	1/4”	04	9/16” - 18	33,1	1,30	9,5	0,37	13,4	0,53	19	0,748	3/4”
FJ41T-05-06	8	5/16”	05	9/16” - 18	30,9	1,22	9,5	0,37	12,1	0,48	19	0,748	3/4”
FJ46T-05-06	8	5/16”	05	9/16” - 18	30,9	1,22	9,5	0,37	12,1	0,48	17,46	0,687	11/16”
FJ41T-06-06	10	3/8”	06	9/16” - 18	33,9	1,33	9,5	0,37	12,1	0,48	19	0,748	3/4”
FJ46T-06-06	10	3/8”	06	9/16” - 18	33,9	1,33	9,5	0,37	12,1	0,48	17,46	0,687	11/16”
FJ43T-06-08	10	3/8”	06	3/4” - 16	42,5	1,67	10,7	0,42	15	0,59	24	0,945	15/16”
FJ41T-08-08	12	1/2”	08	3/4” - 16	40,7	1,60	10,7	0,42	13,8	0,54	24	0,945	15/16”
FJ46T-08-08	12	1/2”	08	3/4” - 16	43,2	1,70	10,7	0,42	13,8	0,54	22,22	0,875	7/8”
FJ43T-08-10	12	1/2”	08	7/8” - 14	48,5	1,91	12,5	0,49	21,2	0,83	27	1,063	1.1/16”
FJ41T-10-10	16	5/8”	10	7/8” - 14	61,5	2,42	12,7	0,50	24,8	0,97	27	1,063	1.1/16”
FJ42T-10-12	16	5/8”	10	1.1/16” - 12	60,5	2,38	13,8	0,54	29	1,14	32	1,260	1.1/4”
FJ41T-12-12	19	3/4”	12	1.1/16” - 12	67,4	2,66	14,3	0,56	26,9	1,06	32	1,260	1.1/4”
FJ42T-12-12	19	3/4”	12	1.1/16” - 12	70	2,76	13,8	0,54	28,3	1,11	32	1,260	1.1/4”
FJ42T-16-16	25	1”	16	1.5/16” - 12	84	3,31	16	0,63	32	1,26	38	1,496	1.1/2”

 © Intertraco (Italia) S.p.A. All rights are reserved

intertraco

NUT TYPE TIPO DI DADO HUTTER TYP TIPO DE TUERCA	FJ41	FJ42	FJ43	FJ46 (IMPERIAL NUT)
	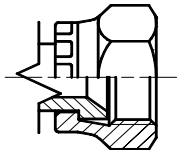	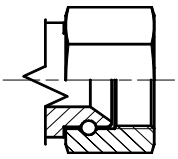	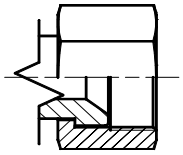	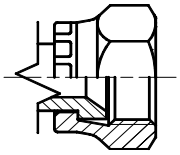

© Intertraco (Italia) S.p.A. All rights are reserved - 321

T

FOR SAE 100 R7 AND R14 HOSES
PER TUBI TIPO R7 E TUBI TEFLON R14
FÜR THERMOPLASTIK- UND SAE 100 R14 SCHLAUCH
PARA MANGUERA TERMOPLASTICA Y TEFLON R14

JIC FJ91T · FJ92T · FJ93T · FJ96T · FJ97T

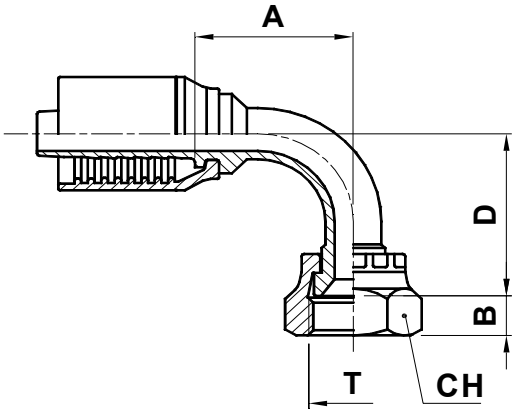

JIC 37° FEMALE SWIVEL - 90° ELBOW
FEMMINA JIC 90° SV. 37°
DKJ 90° - 37° KONUS
HEMBRA GIRATORIA A 90° JIC 37°

CODE CODICE BEST.-NR CODIGO	Ø HOSE Ø TUBO Ø SCHLAUCH Ø MANGUERA			T	A		B		D		CH		
	DN	INCH	SIZE		[mm]	[in]	[mm]	[in]	[mm]	[in]	[mm]	[in]	[in]
FJ91T-03-04	5	3/16”	03	7/16” - 20	27,2	1,07	8,7	0,34	29	1,14	15	0,591	5/8”
FJ96T-03-04	5	3/16”	03	7/16” - 20	27,2	1,07	8,7	0,34	46	1,81	14,29	0,563	9/16”
FJ91T-04-04	6	1/4”	04	7/16” - 20	25,3	1,00	8,7	0,34	24,5	0,96	15	0,591	5/8”
FJ96T-04-04	6	1/4”	04	7/16” - 20	25,3	1,00	8,7	0,34	24,5	0,96	14,29	0,563	9/16”
FJ91T-04-05	6	1/4”	04	1/2” - 20	29	1,14	9,5	0,37	30	1,18	17	0,669	11/16”
FJ93T-04-06	6	1/4”	04	9/16” - 18	28,5	1,12	9,5	0,37	28	1,10	19	0,748	3/4”
FJ97T-04-06	6	1/4”	04	9/16” - 18	28,5	1,12	9,5	0,37	28	1,10	17,46	0,687	11/16”
FJ91T-05-05	8	5/16”	05	1/2” - 20	32	1,26	9,5	0,37	33	1,30	17	0,669	11/16”
FJ91T-05-06	8	5/16”	05	9/16” - 18	33,9	1,33	9,5	0,37	12,1	0,48	19	0,748	3/4”
FJ96T-05-06	8	5/16”	05	9/16” - 18	33,9	1,33	9,5	0,37	12,1	0,48	17,46	0,687	11/16”
FJ91T-06-06	10	3/8”	06	9/16” - 18	27,8	1,09	9,5	0,37	23	0,91	19	0,748	3/4”
FJ96T-06-06	10	3/8”	06	9/16” - 18	27,8	1,09	9,5	0,37	23	0,91	17,46	0,687	11/16”
FJ93T-06-08	10	3/8”	06	3/4” - 16	35	1,38	10,7	0,42	30	1,18	24	0,945	15/16”
FJ97T-06-08	10	3/8”	06	3/4” - 16	31,5	1,24	10,7	0,42	30	1,18	22,22	0,875	7/8”
FJ91T-08-08	12	1/2”	08	3/4” - 16	39,5	1,56	10,7	0,42	30	1,18	24	0,945	15/16”
FJ96T-08-08	12	1/2”	08	3/4” - 16	39,5	1,56	10,7	0,42	30	1,18	22,22	0,875	7/8”
FJ93T-08-10	12	1/2”	08	7/8” - 14	36,8	1,45	12,5	0,49	40,5	1,59	27	1,063	1.1/16”
FJ91T-10-10	16	5/8”	10	7/8” - 14	54	2,13	12,7	0,50	52	2,05	27	1,063	1.1/16”
FJ91T-10-12	16	5/8”	10	1.1/16” - 12	54	2,13	14,3	0,56	55	2,17	32	1,260	1.1/4”

 © Intertraco (Italia) S.p.A. All rights are reserved

intertraco

FOR SAE 100 R7 AND R14 HOSES
PER TUBI TIPO R7 E TUBI TEFLON R14
FÜR THERMOPLASTIK- UND SAE 100 R14 SCHLAUCH
PARA MANGUERA TERMOPLASTICA Y TEFLON R14

CODE CODICE BEST.-NR CODIGO	Ø HOSE Ø TUBO Ø SCHLAUCH Ø MANGUERA			T	A		B		D		CH		
	DN	INCH	SIZE		[mm]	[in]	[mm]	[in]	[mm]	[in]	[mm]	[in]	[in]
FJ92T-10-12	16	5/8”	10	1.1/16” - 12	48,5	1,91	13,8	0,54	47,5	1,87	32	1,260	1.1/4”
FJ92T-12-12	19	3/4”	12	1.1/16” - 12	61,5	2,42	13,8	0,54	58,8	2,31	32	1,260	1.1/4”
FJ92T-16-16	25	1”	16	1.5/16” - 12	72	2,83	16	0,63	71	2,80	38	1,496	1.1/2”

NUT TYPE TIPO DI DADO HUTTER TYP TIPO DE TUERCA	FJ91	FJ92	FJ93	FJ96 (IMPERIAL NUT)	FJ97 (IMPERIAL NUT)
	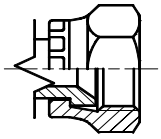	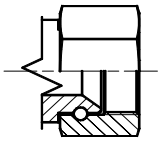	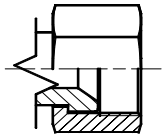	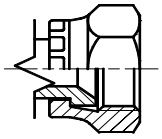	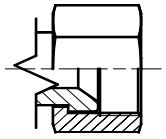

© Intertraco (Italia) S.p.A. All rights are reserved - 323

T

FOR SAE 100 R7 AND R14 HOSES
PER TUBI TIPO R7 E TUBI TEFLON R14
FÜR THERMOPLASTIK- UND SAE 100 R14 SCHLAUCH
PARA MANGUERA TERMOPLASTICA Y TEFLON R14

JIC FJ91T-L · FJ96T-L

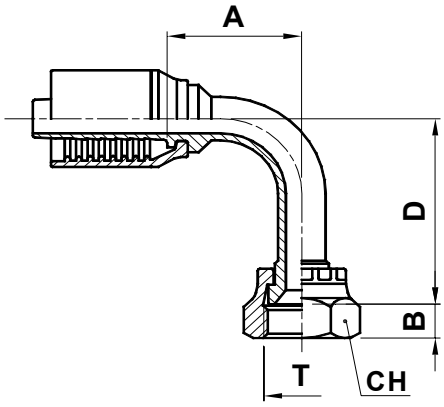

JIC 37° FEMALE SWIVEL - 90° ELBOW (LONG DROP)

FEMMINA JIC 90° SV. 37° (VERSIONE ALTA)

DKJ 90° SONDER-SL 37° KONUS

HEMBRA GIRATORIA A 90° JIC 37° (CODO LARGO)

CODE CODICE BEST.-NR CODIGO	Ø HOSE Ø TUBO Ø SCHLAUCH Ø MANGUERA			T	A		B		D		CH		
	DN	INCH	SIZE		[mm]	[in]	[mm]	[in]	[mm]	[in]	[mm]	[in]	[in]
FJ96T-04-04-46	6	1/4”	04	7/16” - 20	29,5	1,16	8,7	0,34	46	1,81	14,29	0,563	9/16”
FJ91T-04-05-46	6	1/4”	04	1/2” - 20	29	1,14	9,5	0,37	46	1,81	17	0,669	11/16”
FJ96T-05-06-56	8	5/16”	05	9/16” - 18	35,5	1,40	9,5	0,37	56	2,20	17,46	0,687	11/16”
FJ91T-06-06-56	10	3/8”	06	9/16” - 18	35,5	1,40	9,5	0,37	56	2,20	19	0,748	3/4”
FJ91T-08-08-62	12	1/2”	08	3/4” - 16	47,5	1,87	10,7	0,42	62	2,44	24	0,945	15/16”

NUT TYPE TIPO DI DADO HUTTER TYP TIPO DE TUERCA	FJ91	FJ96 (IMPERIAL NUT)
	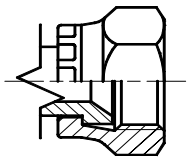	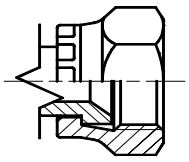

 © Intertraco (Italia) S.p.A. All rights are reserved

intertraco

FOR SAE 100 R7 AND R14 HOSES
PER TUBI TIPO R7 E TUBI TEFLON R14
FÜR THERMOPLASTIK- UND SAE 100 R14 SCHLAUCH
PARA MANGUERA TERMOPLASTICA Y TEFLON R14

ORFS OR13T

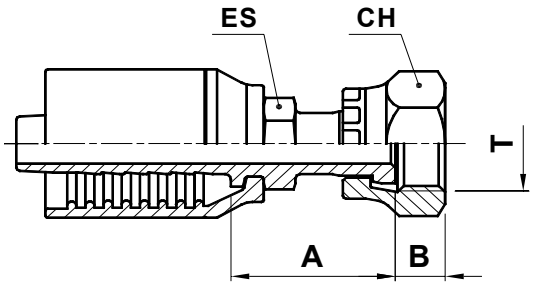

ORFS FEMALE SWIVEL
FEMMINA ORFS DIRITTA
ORFS - ARMATUR INNENGEWINDE
HEMBRA GIRATORIA RECTA ORFS

CODE CODICE BEST.-NR CODIGO	Ø HOSE Ø TUBO Ø SCHLAUCH Ø MANGUERA			T	A		B		ES			CH		
	DN	INCH	SIZE		[mm]	[in]	[mm]	[in]	[mm]	[in]	[in]	[mm]	[in]	[in]
OR13T-04-04	6	1/4”	04	9/16” - 18	28	1,10	8	0,31	14	0,551	9/16”	17	0,669	11/16”
OR13T-04-06	6	1/4”	04	11/16” - 16	31,5	1,24	9,5	0,37	17	0,669	11/16”	22	0,866	7/8”
OR13T-05-06	8	5/16”	05	11/16” - 16	32	1,26	9,5	0,37	17	0,669	11/16”	22	0,866	7/8”
OR13T-06-06	10	3/8”	06	11/16” - 16	32	1,26	9,5	0,37	17	0,669	11/16”	22	0,866	7/8”
OR13T-06-08	10	3/8”	06	13/16” - 16	36,5	1,44	11	0,43	19	0,748	3/4”	24	0,945	15/16”
OR13T-08-08	12	1/2”	08	13/16” - 16	37	1,46	11	0,43	19	0,748	3/4”	24	0,945	15/16”
OR13T-08-10	12	1/2”	08	1” - 14	39	1,54	13,5	0,53	24	0,945	15/16”	30	1,181	1.3/16”
OR13T-10-10	16	5/8”	10	1” - 14	39,1	1,54	13,5	0,53	24	0,945	15/16”	30	1,181	1.3/16”
OR13T-12-12	19	3/4”	12	1.3/16” - 12	44,6	1,76	14,5	0,57	30	1,181	1.3/16”	36	1,417	1.7/16”
OR13T-16-16	25	1”	16	1.7/16” - 12	53	2,09	14,8	0,58	36	1,417	1.7/16”	41	1,614	1.5/8”

© Intertraco (Italia) S.p.A. All rights are reserved - 325

T

FOR SAE 100 R7 AND R14 HOSES
PER TUBI TIPO R7 E TUBI TEFLON R14
FÜR THERMOPLASTIK- UND SAE 100 R14 SCHLAUCH
PARA MANGUERA TERMOPLASTICA Y TEFLON R14

ORFS OR43T

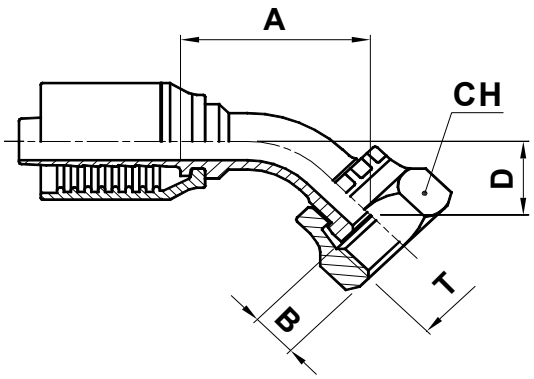

ORFS FEMALE SWIVEL - 45° ELBOW

FEMMINA ORFS 45°

ORFS - ARMATUR 45°

HEMBRA GIRATORIA A 45° ORFS

CODE CODICE BEST.-NR CODIGO	Ø HOSE Ø TUBO Ø SCHLAUCH Ø MANGUERA			T	A		B		D		CH		
	DN	INCH	SIZE		[mm]	[in]	[mm]	[in]	[mm]	[in]	[mm]	[in]	[in]
OR44T-04-04	6	1/4”	04	9/16” - 18	29,5	1,16	8	0,31	10,9	0,43	17	0,669	11/16”
OR44T-04-06	6	1/4”	04	11/16” - 16	32,5	1,28	9,5	0,37	12,7	0,50	22	0,866	7/8”
OR44T-05-06	8	5/16”	5	11/16” - 16	38,8	1,53	9,5	0,37	12,9	0,51	22	0,866	7/8”
OR44T-06-06	10	3/8”	06	11/16” - 16	35,5	1,40	9,5	0,37	11,5	0,45	22	0,866	7/8”
OR44T-06-08	10	3/8”	06	13/16” - 16	38,5	1,52	11	0,43	15	0,59	24	0,945	15/16”
OR44T-08-08	12	1/2”	08	13/16” - 16	43	1,69	11	0,43	14,3	0,56	24	0,945	15/16”
OR44T-10-10	16	5/8”	10	1” - 14	59,5	2,34	13,5	0,53	20,3	0,80	30	1,181	1.3/16”
OR44T-12-12	19	3/4”	12	1.3/16” - 12	60,4	2,38	14,5	0,57	21,9	0,86	36	1,417	1.7/16”

 © Intertraco (Italia) S.p.A. All rights are reserved

intertraco

FOR SAE 100 R7 AND R14 HOSES
PER TUBI TIPO R7 E TUBI TEFLON R14
FÜR THERMOPLASTIK- UND SAE 100 R14 SCHLAUCH
PARA MANGUERA TERMOPLASTICA Y TEFLON R14

ORFS OR93T

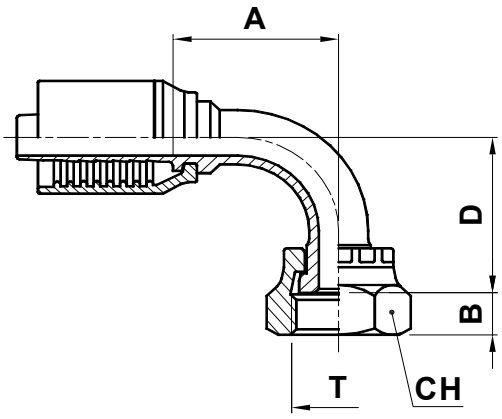

ORFS FEMALE SWIVEL - 90° ELBOW
FEMMINA ORFS 90°
ORFS - ARMATUR 90°
HEMBRA GIRATORIA A 90° ORFS

CODE CODICE BEST.-NR CODIGO	Ø HOSE Ø TUBO Ø SCHLAUCH Ø MANGUERA			T	A		B		D		CH		
	DN	INCH	SIZE		[mm]	[in]	[mm]	[in]	[mm]	[in]	[mm]	[in]	[in]
OR94T-03-04	5	3/16”	03	9/16” - 18	28,4	1,12	8	0,31	25	0,98	17	0,669	11/16”
OR94T-04-04	6	1/4”	04	9/16” - 18	27,5	1,08	8	0,31	22,5	0,89	17	0,669	11/16”
OR94T-04-06	6	1/4”	04	11/16” - 16	27,5	1,08	9,5	0,37	25	0,98	22	0,866	7/8”
OR94T-05-06	8	5/16”	05	11/16” - 16	31,5	1,24	9,5	0,37	25	0,98	22	0,866	7/8”
OR94T-06-06	10	3/8”	06	11/16” - 16	31,5	1,24	9,5	0,37	25	0,98	22	0,866	7/8”
OR94T-06-08	10	3/8”	06	13/16” - 16	31,5	1,24	11	0,43	30	1,18	24	0,945	15/16”
OR94T-08-08	12	1/2”	08	13/16” - 16	40	1,57	11	0,43	32	1,26	24	0,945	15/16”
OR94T-08-10	12	1/2”	08	1” - 14	37,5	1,48	13,5	0,53	34	1,34	30	1,181	1.3/16”
OR94T-10-10	16	5/8”	10	1” - 14	53,5	2,11	13,5	0,53	44	1,73	30	1,181	1.3/16”
OR94T-12-12	19	3/4”	12	1.3/16” - 12	57	2,24	14,5	0,57	48	1,89	36	1,417	1.7/16”

© Intertraco (Italia) S.p.A. All rights are reserved - 327

ORFS OR93T-L

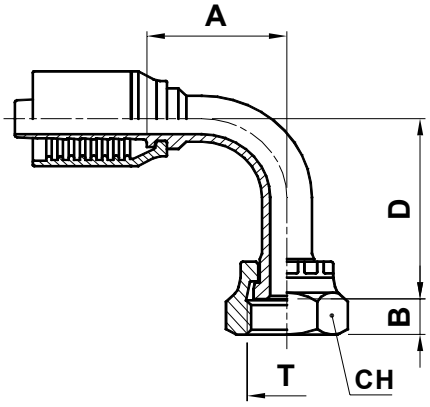

ORFS FEMALE SWIVEL - 90° ELBOW (LONG DROP)

FEMMINA ORFS 90° (VERSIONE ALTA)

ORFS - ARMATUR 90° SONDER-SL

HEMBRA GIRATORIA A 90° ORFS (CODO LARGO)

CODE CODICE BEST.-NR CODIGO	Ø HOSE Ø TUBO Ø SCHLAUCH Ø MANGUERA			T	A		B		D		CH		
	DN	INCH	SIZE		[mm]	[in]	[mm]	[in]	[mm]	[in]	[mm]	[in]	[in]
OR93T-08-08-64	12	1/2”	08	13/16” - 16	41,5	1,63	11	0,43	64	2,52	24	0,945	15/16”
OR93T-10-10-70	16	5/8”	10	1” - 14	56,5	2,22	13,5	0,53	70	2,76	30	1,181	1.3/16”

 © Intertraco (Italia) S.p.A. All rights are reserved

T

FOR SAE 100 R7 AND R14 HOSES
PER TUBI TIPO R7 E TUBI TEFLON R14
FÜR THERMOPLASTIK- UND SAE 100 R14 SCHLAUCH
PARA MANGUERA TERMOPLASTICA Y TEFLON R14

SAE FU11T

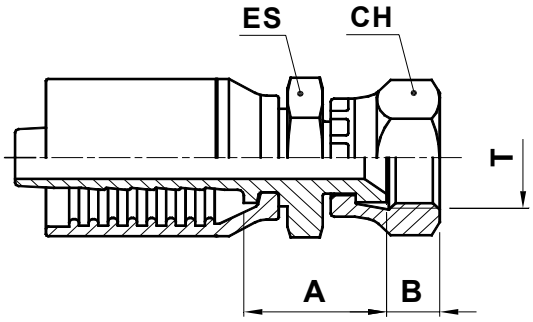

SAE 45° FEMALE SWIVEL
FEMMINA SAE DIRITTA SV. 45°
SAE DICHTKOPF 45° KONUS
HEMBRA GIRATORIA RECTA SAE 45°

CODE CODICE BEST.-NR CODIGO	Ø HOSE Ø TUBO Ø SCHLAUCH Ø MANGUERA			T	A		B		ES			CH		
	DN	INCH	SIZE		[mm]	[in]	[mm]	[in]	[mm]	[in]	[in]	[mm]	[in]	[in]
FU11T-02-04	3	1/8”	02	7/16” - 20	19,6	0,77	8,7	0,34	10	0,394	--	15	0,591	5/8”
FU11T-04-06	6	1/4”	04	5/8” - 18	23,9	0,94	10,8	0,43	19	0,748	3/4”	22	0,866	7/8”
FU11T-05-06	8	5/16”	05	5/8” - 18	23,9	0,94	10,8	0,43	19	0,748	3/4”	22	0,866	7/8”
FU11T-06-06	10	3/8”	06	5/8” - 18	24	0,94	10,8	0,43	19	0,748	3/4”	22	0,866	7/8”
FU11T-12-12	19	3/4”	12	1.1/16” - 14	31,2	1,23	14,4	0,57	27	1,063	1.1/16”	32	1,260	1.1/4”

SAE FU91T

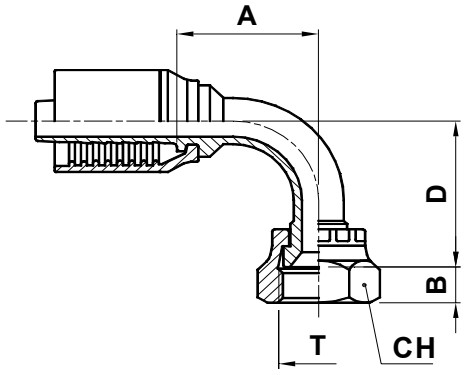

SAE 45° FEMALE SWIVEL - 90° ELBOW
FEMMINA SAE 90° SV. 45°
90° SAE DICHTKOPF 45° KONUS
HEMBRA GIRATORIA A 90° SAE 45°

CODE CODICE BEST.-NR CODIGO	Ø HOSE Ø TUBO Ø SCHLAUCH Ø MANGUERA			T	A		B		D		CH		
	DN	INCH	SIZE		[mm]	[in]	[mm]	[in]	[mm]	[in]	[mm]	[in]	[in]
FU91T-06-06	10	3/8”	06	5/8” - 18	37	1,46	10,8	0,43	37	1,46	22	0,866	7/8”

© Intertraco (Italia) S.p.A. All rights are reserved - 329

T

FOR SAE 100 R7 AND R14 HOSES
PER TUBI TIPO R7 E TUBI TEFLON R14
FÜR THERMOPLASTIK- UND SAE 100 R14 SCHLAUCH
PARA MANGUERA TERMOPLASTICA Y TEFLON R14

SAE ME10T

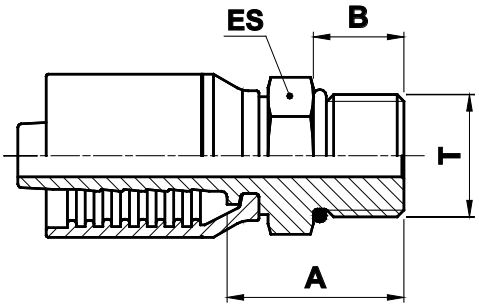

O-RING BOSS MALE
MASCHIO SAE O-RING
SAE AUSSENGEWINDE O-RING BOSS
MACHO FIJO O-RING BOSS

CODE CODICE BEST.-NR CODIGO	Ø HOSE Ø TUBO Ø SCHLAUCH Ø MANGUERA			T	A		B		ES		
	DN	INCH	SIZE		[mm]	[in]	[mm]	[in]	[mm]	[in]	[in]
ME10T-03-04	5	3/16”	03	7/16” - 20	20,5	0,81	9,15	0,36	14	0,551	9/16”
ME10T-04-04	6	1/4”	04	7/16” - 20	22	0,87	9,15	0,36	14	0,551	9/16”
ME10T-05-05	8	5/16”	05	1/2” - 20	23,5	0,93	9,15	0,36	17	0,669	11/16”

 © Intertraco (Italia) S.p.A. All rights are reserved

intertraco

FOR SAE 100 R7 AND R14 HOSES
PER TUBI TIPO R7 E TUBI TEFLON R14
FÜR THERMOPLASTIK- UND SAE 100 R14 SCHLAUCH
PARA MANGUERA TERMOPLASTICA Y TEFLON R14

SAE MFA10T

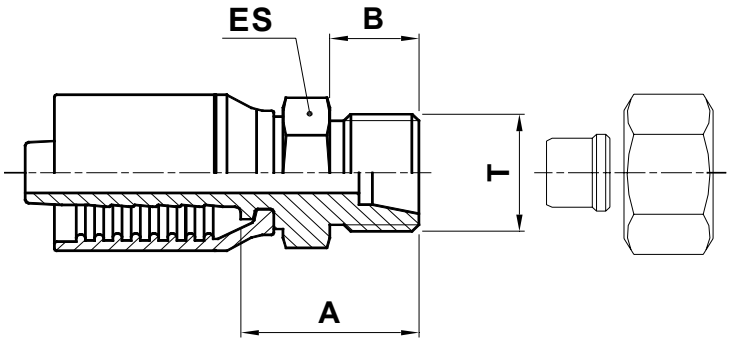

SAE FLARLESS MALE ASSEMBLY
MASCHIO SAE SV. 24
SAE FLARLESS MALE ASSEMBLY
MACHO FIJO SAE INVERTIDO

CODE CODICE BEST.-NR CODIGO	Ø HOSE Ø TUBO Ø SCHLAUCH Ø MANGUERA			T	A		B		ES		
	DN	INCH	SIZE		[mm]	[in]	[mm]	[in]	[mm]	[in]	[in]
MFA10T-06-06	10	3/8”	06	9/16” - 18	25,5	1,00	11,9	0,47	17	0,669	11/16”

© Intertraco (Italia) S.p.A. All rights are reserved - 331

JIS FT11T

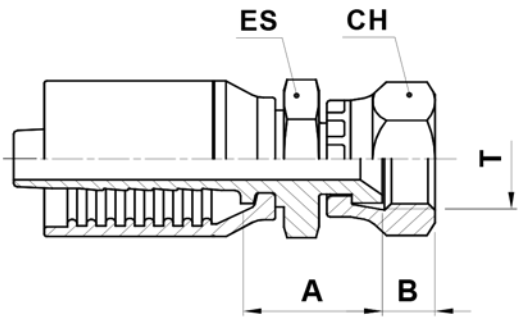

JIS FEMALE SWIVEL
(60° CONE TOYOTA STYLE)

FEMMINA GAS CONO 60° STILE TOYOTA

DICHTKOPF JIS
(60° KONUS TOYOTA-TYP)

HEMBRA GIRATORIA RECTA JIS CONO 60° ESTILO TOYOTA

CODE CODICE BEST.-NR CODIGO	Ø HOSE Ø TUBO Ø SCHLAUCH Ø MANGUERA			T	A		B		ES			CH		
	DN	INCH	SIZE		[mm]	[in]	[mm]	[in]	[mm]	[in]	[in]	[mm]	[in]	[in]
FT11T-04-04	6	1/4”	04	1/4” - 19	21	0,83	8	0,31	19	0,748	3/4”	19	0,748	3/4”
FT11T-06-06	10	3/8”	06	3/8” -19	22	0,87	9,5	0,37	19	0,748	3/4”	22	0,866	7/8”
FT11T-08-08	12	1/2”	08	1/2” - 14	25	0,98	11	0,43	22	0,866	7/8”	27	1,063	1.1/16”

 © Intertraco (Italia) S.p.A. All rights are reserved

FOR SAE 100 R7 AND R14 HOSES
PER TUBI TIPO R7 E TUBI TEFLON R14
FÜR THERMOPLASTIK- UND SAE 100 R14 SCHLAUCH
PARA MANGUERA TERMOPLASTICA Y TEFLON R14

JIS FK11T

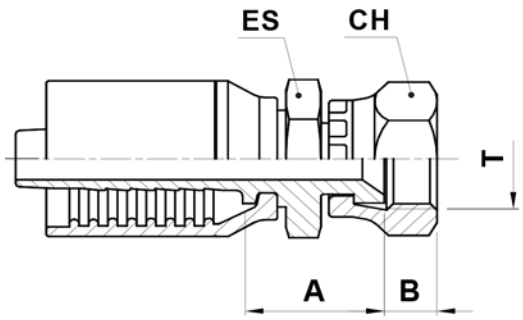

KOMATSU STYLE FEMALE SWIVEL 60° CONE

FEMMINA METRICA DIRITTA STILE KOMATSU CONO 60°

KOMATSU-TYP METRISCHES GEWINDE 60° KONUS

HEMBRA GIRATORIA RECTA CONO 60° ESTILO KOMATSU

CODE CODICE BEST.-NR CODIGO	Ø HOSE Ø TUBO Ø SCHLAUCH Ø MANGUERA			T	A		B		ES			CH		
	DN	INCH	SIZE		[mm]	[in]	[mm]	[in]	[mm]	[in]	[in]	[mm]	[in]	[in]
FK11T-04-12	6	1/4”	04	M12X1,5	23	0,91	8,7	0,34	14	0,551	9/16”	17	0,669	11/16”
FK11T-04-14	6	1/4”	04	M14X1,5	24	0,94	10	0,39	19	0,748	3/4”	19	0,748	3/4”
FK11T-06-14	10	3/8”	06	M14X1,5	25	0,98	10	0,39	19	0,748	3/4”	19	0,748	3/4”
FK11T-06-16	10	3/8”	06	M16X1,5	23	0,91	9,3	0,37	19	0,748	3/4”	22	0,866	7/8”
FK11T-06-18	10	3/8”	06	M18X1,5	24	0,94	11,5	0,45	19	0,748	3/4”	24	0,945	15/16”
FK11T-06-20	10	3/8”	06	M20X1,5	25,5	1,00	11,2	0,44	19	0,748	3/4”	27	1,063	1.1/16”
FK11T-06-22	10	3/8”	06	M22X1,5	25,5	1,00	14	0,55	19	0,748	3/4”	27	1,063	1.1/16”
FK11T-08-22	12	1/2”	08	M22X1,5	27	1,06	14	0,55	22	0,866	7/8”	27	1,063	1.1/16”
FK11T-08-24	12	1/2”	08	M24X1,5	28,5	1,12	15,1	0,59	24	0,945	15/16”	32	1,260	1.1/4”
FK11T-10-24	16	5/8”	10	M24X1,5	28,4	1,12	15,1	0,59	24	0,945	15/16”	32	1,260	1.1/4”
FK11T-12-24	19	3/4”	12	M24X1,5	29,9	1,18	15,1	0,59	27	1,063	1.1/16”	32	1,260	1.1/4”
FK11T-12-30	19	3/4”	12	M30X1,5	33,2	1,31	18,3	0,72	30	1,181	1.3/16”	36	1,417	1.7/16”
FK11T-12-33	19	3/4”	12	M33X1,5	32,2	1,27	21,3	0,84	32	1,260	1.1/4”	41	1,614	1.5/8”

© Intertraco (Italia) S.p.A. All rights are reserved - 333

BSPT MT10T

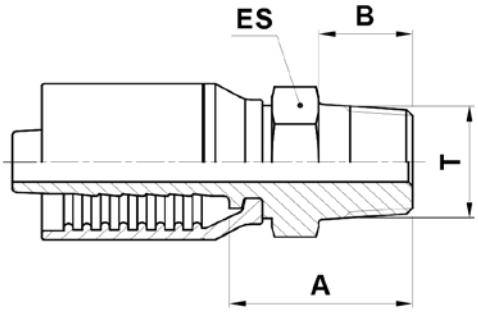

BSPT TAPERED MALE 60° CONE

MASCHIO BSP CONICO SV. 60°

BSPT AUSSENGEWINDE 60° KONUS

MACHO FIJO BSPT CONO 60°

CODE CODICE BEST.-NR CODIGO	Ø HOSE Ø TUBO Ø SCHLAUCH Ø MANGUERA			T	A		B		ES		
	DN	INCH	SIZE		[mm]	[in]	[mm]	[in]	[mm]	[in]	[in]
MT10T-03-02	5	3/16”	03	1/8” - 28	21	0,83	9,7	0,38	12	0,472	1/2”
MT10T-03-04	5	3/16”	03	1/4” - 19	25,3	1,00	14	0,55	14	0,551	9/16”
MT10T-04-02	6	1/4”	04	1/8” - 28	24,5	0,89	12	0,47	12	0,472	1/2”
MT10T-04-04	6	1/4”	04	1/4” - 19	26,5	1,04	14	0,55	14	0,551	9/16”
MT10T-05-06	8	5/16”	05	3/8” - 19	29	1,14	15	0,59	19	0,748	3/4”
MT10T-06-04	10	3/8”	06	1/4” - 19	24,5	0,96	14	0,55	14	0,551	9/16”
MT10T-06-06	10	3/8”	06	3/8” - 19	29	1,14	15	0,59	19	0,748	3/4”
MT10T-08-08	12	1/2”	08	1/2” - 14	32,5	1,28	18	0,71	22	0,866	7/8”
MT10T-12-12	19	3/4”	12	3/4” - 14	42,5	1,67	20	0,79	27	1,063	1.1/16”
MT10T-16-16	25	1”	16	1” - 11	47	1,85	23	0,91	36	1,417	1.7/16”

 © Intertraco (Italia) S.p.A. All rights are reserved

FOR SAE 100 R7 AND R14 HOSES
PER TUBI TIPO R7 E TUBI TEFLON R14
FÜR THERMOPLASTIK- UND SAE 100 R14 SCHLAUCH
PARA MANGUERA TERMOPLASTICA Y TEFLON R14

BSP FB11T · FB12T · FB13T

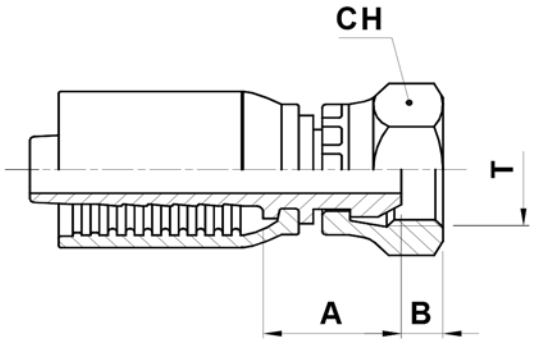

BSP FEMALE SWIVEL 60° CONE

FEMMINA BSP DIRITTA CONO 60°

DKR BSP DICHTKOPF 60° KONUS BSP GEWINDE

HEMBRA GIRATORIA RECTA BSP CONO 60°

CODE CODICE BEST.-NR CODIGO	Ø HOSE Ø TUBO Ø SCHLAUCH Ø MANGUERA			T	A		B		ES		
	DN	INCH	SIZE		[mm]	[in]	[mm]	[in]	[mm]	[in]	[in]
FB11T-03-02	5	3/16”	03	1/8” - 28	14,3	0,56	5,5	0,22	14	0,551	9/16”
FB11T-04-02	6	1/4”	04	1/8” - 28	15	0,59	5,5	0,22	14	0,551	9/16”
FB13T-04-04	6	1/4”	04	1/4” - 19	17,5	0,69	4,2	0,17	19	0,748	3/4”
FB13T-04-06	6	1/4”	04	3/8” - 19	18,5	0,73	6	0,24	22	0,866	7/8”
FB11T-05-04	8	5/16”	05	1/4” - 19	17,8	0,70	4,2	0,17	19	0,748	3/4”
FB13T-05-06	8	5/16”	05	3/8” - 19	18,5	0,73	6	0,24	22	0,866	7/8”
FB11T-06-04	10	3/8”	06	1/4” - 19	17,8	0,70	4,2	0,17	19	0,748	3/4”
FB13T-06-06	10	3/8”	06	3/8” - 19	18,5	0,73	6	0,24	22	0,866	7/8”
FB13T-06-08	10	3/8”	06	1/2” - 14	20,5	0,81	6,5	0,26	27	1,063	1.1/16”
FB13T-08-08	12	1/2”	08	1/2” - 14	21	0,83	6,5	0,26	27	1,063	1.1/16”
FB11T-10-10	16	5/8”	10	5/8” - 14	18	0,71	9,5	0,37	27	1,063	1.1/16”
FB11T-10-12	16	5/8”	10	3/4” - 14	21,5	0,85	8,7	0,34	32	1,260	1.1/4”
FB11T-12-12	19	3/4”	12	3/4” - 14	22	0,87	8,7	0,34	32	1,260	1.1/4”
FB12T-12-16	19	3/4”	12	1” - 11	27	1,06	10,5	0,41	38	1,496	1.1/2”
FB12T-16-16	25	1”	16	1” - 11	28,5	1,12	10,5	0,41	38	1,496	1.1/2”

NUT TYPE
TIPO DI DADO
HUTTER TYP
TIPO DE TUERCA

FB11

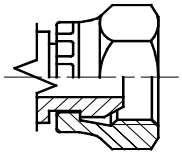

FB12

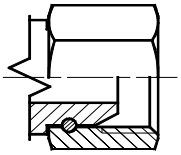

FB13

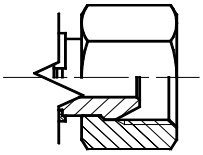

© Intertraco (Italia) S.p.A. All rights are reserved - 335

T

FOR SAE 100 R7 AND R14 HOSES
PER TUBI TIPO R7 E TUBI TEFLON R14
FÜR THERMOPLASTIK- UND SAE 100 R14 SCHLAUCH
PARA MANGUERA TERMOPLASTICA Y TEFLON R14

BSP FB41T · FB42T · FB43T

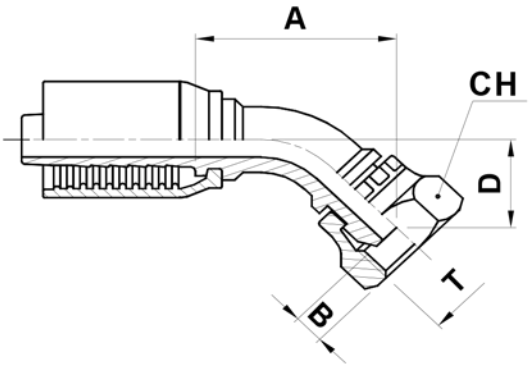

BSP FEMALE SWIVEL 60° CONE 45° ELBOW

FEMMINA BSP 45° CONO 60°

DKR 45° - 60° KONUS

HEMBRA GIRATORIA A 45° BSP CONO 60°

CODE CODICE BEST.-NR CODIGO	Ø HOSE Ø TUBO Ø SCHLAUCH Ø MANGUERA			T	A		B		D		CH		
	DN	INCH	SIZE		[mm]	[in]	[mm]	[in]	[mm]	[in]	[mm]	[in]	⌀[in]
FB43T-04-04	6	1/4”	04	1/4” - 19	32,5	1,28	4,2	0,17	13	0,51	19	0,748	3/4”
FB41T-05-06	8	5/16”	05	3/8” - 19	42,5	1,67	6	0,24	19	0,75	22	0,866	7/8”
FB43T-06-06	10	3/8”	06	3/8” - 19	37,6	1,48	6	0,24	14,6	0,58	22	0,866	7/8”
FB43T-08-08	12	1/2”	08	1/2” - 14	45,9	1,81	6,5	0,26	18	0,71	27	1,063	1.1/16”
FB41T-12-12	19	3/4”	12	3/4” - 14	67,4	2,66	8,7	0,34	20,2	0,79	32	1,260	1.1/4”
FB42T-16-16	25	1”	16	1” - 11	83,6	3,29	10,5	0,41	33,8	1,33	38	1,496	1.1/2”

NUT TYPE
TIPO DI DADO
HUTTER TYP
TIPO DE TUERCA

FB41

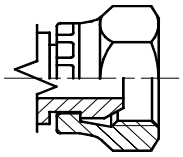

FB42

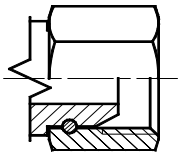

FB43

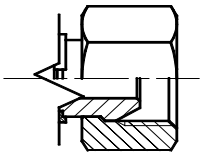

 © Intertraco (Italia) S.p.A. All rights are reserved

intertraco

FOR SAE 100 R7 AND R14 HOSES
PER TUBI TIPO R7 E TUBI TEFLON R14
FÜR THERMOPLASTIK- UND SAE 100 R14 SCHLAUCH
PARA MANGUERA TERMOPLASTICA Y TEFLON R14

BSP FB91T · FB92T · FB93T

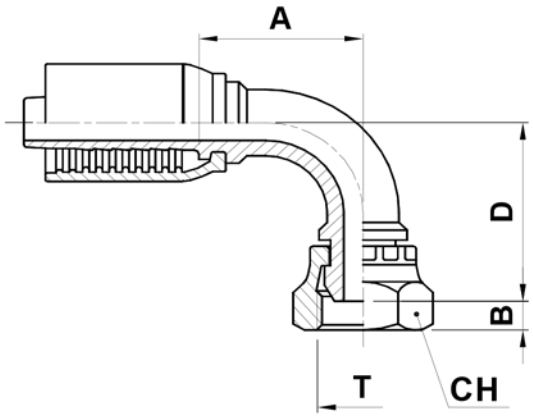

BSP FEMALE SWIVEL - 60° CONO 90° ELBOW

FEMMINA BSP 90° CONO 60°

DKR 90° - 60° KONUS

HEMBRA GIRATORIA A 90° BSP CONO 60°

CODE CODICE BEST.-NR CODIGO	Ø HOSE Ø TUBO Ø SCHLAUCH Ø MANGUERA			T	A		B		D		CH		
	DN	INCH	SIZE		[mm]	[in]	[mm]	[in]	[mm]	[in]	[mm]	[in]	[in]
FB93T-04-04	6	1/4”	04	1/4” - 19	27,6	1,09	4,2	0,17	27,5	1,08	19	0,748	3/4”
FB93T-04-06	6	1/4”	04	3/8” - 19	28	1,10	6	0,24	29,5	1,16	22	0,866	7/8”
FB93T-05-06	8	5/16”	05	3/8” - 19	32,5	1,28	6	0,24	30	1,18	22	0,866	7/8”
FB93T-06-06	10	3/8”	06	3/8” - 19	31,5	1,24	6	0,24	29,5	1,16	22	0,866	7/8”
FB93T-06-08	10	3/8”	06	1/2” - 14	30,3	1,19	6,5	0,26	31,1	1,23	27	1,063	1.1/16”
FB93T-08-08	12	1/2”	08	1/2” - 14	37,2	1,47	6,5	0,26	36	1,42	27	1,063	1.1/16”
FB91T-10-10	16	5/8”	10	5/8” - 14	54	2,13	9,5	0,37	50	1,97	27	1,063	1.1/16”
FB91T-12-12	19	3/4”	12	3/4” - 14	56	2,20	8,7	0,34	55	2,17	32	1,260	1.1/4”
FB92T-16-16	25	1”	16	1” - 11	72	2,83	10,5	0,41	71	2,80	38	1,496	1.1/2”

NUT TYPE
TIPO DI DADO
HUTTER TYP
TIPO DE TUERCA

FB91

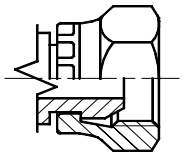

FB92

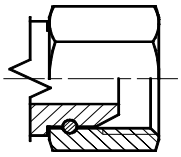

FB93

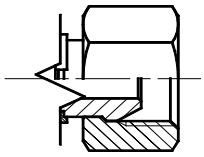

© Intertraco (Italia) S.p.A. All rights are reserved - 337

T

FOR SAE 100 R7 AND R14 HOSES
PER TUBI TIPO R7 E TUBI TEFLON R14
FÜR THERMOPLASTIK- UND SAE 100 R14 SCHLAUCH
PARA MANGUERA TERMOPLASTICA Y TEFLON R14

METRIC ML10T

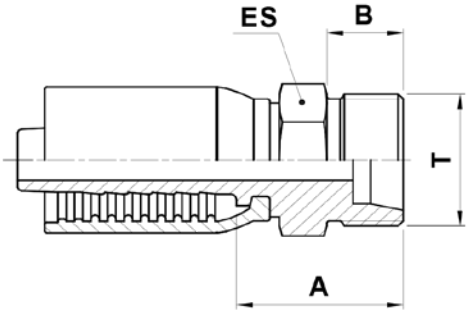

METRIC LIGHT MALE (24° CONE SEAT)

MASCHIO METRICO SV. 24° SERIE LEGGERA

CEL GEWINDEZAPFEN LEICHTE REIHE 24° KONUS

MACHO FIJO METRIC CONO 24° SERIE LIGERA

CODE CODICE BEST.-NR CODIGO	Ø HOSE Ø TUBO Ø SCHLAUCH Ø MANGUERA			T	PIPE	A		B		ES		
	DN	INCH	SIZE			[mm]	[in]	[mm]	[in]	[mm]	[in]	[in]
ML10T-04-12	6	1/4”	04	M12X1,5	L6	22,5	0,89	10	0,39	14	0,551	9/16”
ML10T-04-14	6	1/4”	04	M14X1,5	L8	22,5	0,89	10	0,39	14	0,551	9/16”
ML10T-04-16	6	1/4”	04	M16X1,5	L10	24,5	0,96	11	0,43	17	0,669	11/16”
ML10T-05-16	8	5/16”	05	M16X1,5	L10	24,5	0,96	11	0,43	17	0,669	11/16”
ML10T-05-18	8	5/16”	05	M18X1,5	L12	25	0,98	11	0,43	19	0,748	3/4”
ML10T-06-16	10	3/8”	06	M16X1,5	L10	24,5	0,96	11	0,43	17	0,669	11/16”
ML10T-06-18	10	3/8”	06	M18X1,5	L12	25	0,98	11	0,43	19	0,748	3/4”
ML10T-06-22	10	3/8”	06	M22X1,5	L15	26	1,02	12	0,47	22	0,866	7/8”
ML10T-08-22	12	1/2”	08	M22X1,5	L15	26,5	1,04	12	0,47	22	0,866	7/8”
ML10T-10-26	16	5/8”	10	M26X1,5	L18	29	1,14	12	0,47	27	1,063	1.1/16”
ML10T-12-30	19	3/4”	12	M30X2	L22	31,5	1,24	14	0,55	30	1,181	1.3/16”
ML10T-16-36	25	1”	16	M36X2	L28	34	1,34	14	0,55	36	1,417	1.7/16”

 © Intertraco (Italia) S.p.A. All rights are reserved

intertraco

FOR SAE 100 R7 AND R14 HOSES
PER TUBI TIPO R7 E TUBI TEFLON R14
FÜR THERMOPLASTIK- UND SAE 100 R14 SCHLAUCH
PARA MANGUERA TERMOPLASTICA Y TEFLON R14

METRIC FL13T

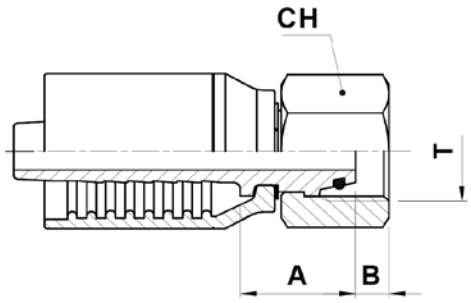

METRIC LIGHT FEMALE SWIVEL (24° CONE SEAT)

FEMMINA METRICA DIRITTA O-RING CONO 24° SERIE LEGGERA

DKOL DICHTKEGEL MIT O-RING LEICHTE REIHE 24° KONUS

HEMBRA GIRATORIA RECTA METRICA CONO 24° SERIE LIGERA

CODE CODICE BEST.-NR CODIGO	Ø HOSE Ø TUBO Ø SCHLAUCH Ø MANGUERA			T	PIPE	A		B		CH		
	DN	INCH	SIZE			[mm]	[in]	[mm]	[in]	[mm]	[in]	[in]
FL13T-04-12	6	1/4”	04	M12X1,5	L6	20,9	0,82	2,6	0,10	16	0,630	--
FL13T-04-14	6	1/4”	04	M14X1,5	L8	25	0,98	1,5	0,06	17	0,669	11/16”
FL13T-04-16	6	1/4”	04	M16X1,5	L10	26,5	1,04	1,5	0,06	19	0,748	3/4”
FL13T-05-16	8	5/16”	05	M16X1,5	L10	26,5	1,04	1,5	0,06	19	0,748	3/4”
FL13T-05-18	8	5/16”	05	M18X1,5	L12	26	1,02	1,5	0,06	22	0,866	7/8”
FL12T-06-16	10	3/8”	06	M16X1,5	L10	23	0,91	3,5	0,14	19	0,748	3/4”
FL13T-06-18	10	3/8”	06	M18X1,5	L12	26	1,02	1,5	0,06	22	0,866	7/8”
FL13T-08-22	12	1/2”	08	M22X1,5	L15	28,5	1,12	2,5	0,10	27	1,063	1.1/16”
FL13T-10-26	16	5/8”	10	M26X1,5	L18	29	1,14	2	0,08	32	1,260	1.1/4”
FL13T-12-30	19	3/4”	12	M30X2	L22	27	1,06	3,5	0,14	36	1,417	1.7/16”
FL13T-16-36	25	1”	16	M36X2	L28	32	1,26	3,5	0,14	41	1,614	1.5/8”

© Intertraco (Italia) S.p.A. All rights are reserved - 339

T

FOR SAE 100 R7 AND R14 HOSES
PER TUBI TIPO R7 E TUBI TEFLON R14
FÜR THERMOPLASTIK- UND SAE 100 R14 SCHLAUCH
PARA MANGUERA TERMOPLASTICA Y TEFLON R14

METRIC FL43T

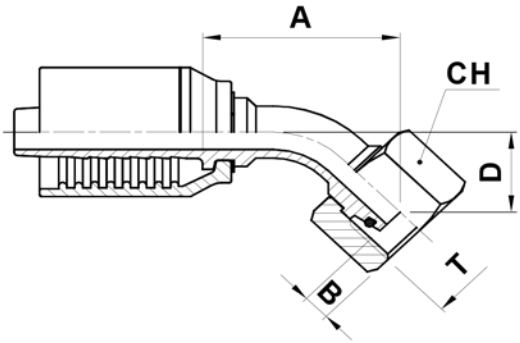

METRIC LIGHT FEMALE SWIVEL 45° ELBOW (24° CONE SEAT)

FEMMINA METRICA 45° O-RING CONO 24° SERIE LEGGERA

DKOL 45° - 24° KONUS

HEMBRA GIRATORIA A 45° METRICA CONO 24° SERIE LIGERA

CODE CODICE BEST.-NR CODIGO	Ø HOSE Ø TUBO Ø SCHLAUCH Ø MANGUERA			T	PIPE	A		B		D		CH		
	DN	INCH	SIZE			[mm]	[in]	[mm]	[in]	[mm]	[in]	[mm]	[in]	[in]
FL43T-04-14	6	1/4”	04	M14X1,5	L8	35,2	1,39	1,5	0,06	15,5	0,61	17	0,669	11/16”
FL43T-04-16	6	1/4”	04	M16X1,5	L10	36,3	1,43	1,5	0,06	16,6	0,65	19	0,748	3/4”
FL43T-05-16	8	5/16”	05	M16X1,5	L10	39	1,54	1,5	0,06	17,1	0,67	19	0,748	3/4”
FL43T-06-18	10	3/8”	06	M18X1,5	L12	42,6	1,68	1,5	0,06	19,2	0,76	22	0,866	7/8”
FL43T-08-22	12	1/2”	08	M22X1,5	L15	48,2	1,90	2,5	0,10	20,8	0,82	27	1,063	1.1/16”

 © Intertraco (Italia) S.p.A. All rights are reserved

intertraco

FOR SAE 100 R7 AND R14 HOSES
PER TUBI TIPO R7 E TUBI TEFLON R14
FÜR THERMOPLASTIK- UND SAE 100 R14 SCHLAUCH
PARA MANGUERA TERMOPLASTICA Y TEFLON R14

METRIC FL93T

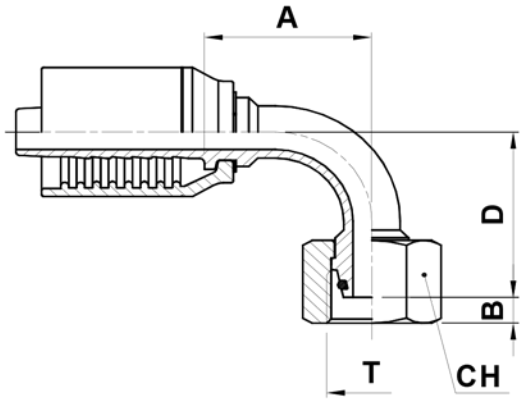

METRIC LIGHT FEMALE SWIVEL 90° ELBOW (24° CONE SEAT)

FEMMINA METRICA 90° O-RING CONO 24° SERIE LEGGERA

DKOL 90° - 24° KONUS

HEMBRA GIRATORIA A 90° METRICA CONO 24° SERIE LIGERA

CODE CODICE BEST.-NR CODIGO	Ø HOSE Ø TUBO Ø SCHLAUCH Ø MANGUERA			T	PIPE	A		B		D		CH		
	DN	INCH	SIZE			[mm]	[in]	[mm]	[in]	[mm]	[in]	[mm]	[in]	[in]
FL93T-04-14	6	1/4”	04	M14X1,5	L8	28	1,10	1,5	0,06	31	1,22	17	0,669	11/16”
FL93T-04-16	6	1/4”	04	M16X1,5	L10	28,2	1,11	1,5	0,06	32,5	1,28	19	0,748	3/4”
FL93T-05-16	8	5/16”	05	M16X1,5	L10	30,5	1,20	1,5	0,06	33	1,30	19	0,748	3/4”
FL93T-06-18	10	3/8”	06	M18X1,5	L12	30,5	1,20	1,5	0,06	36	1,42	22	0,866	7/8”
FL93T-08-22	12	1/2”	08	M22X1,5	L15	38,2	1,50	2,5	0,10	40	1,57	27	1,063	1.1/16”

© Intertraco (Italia) S.p.A. All rights are reserved - 341

T

FOR SAE 100 R7 AND R14 HOSES
PER TUBI TIPO R7 E TUBI TEFLON R14
FÜR THERMOPLASTIK- UND SAE 100 R14 SCHLAUCH
PARA MANGUERA TERMOPLASTICA Y TEFLON R14

METRIC MS10T

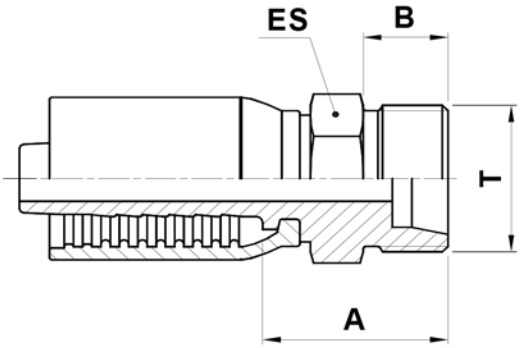

METRIC HEAVY MALE (24° CONE SEAT)

MASCHIO METRICO SV. 24°
SERIE PESANTE

CES GEWINDEZAPFEN SCHWERE REIHE 24° KONUS

MACHO FIJO METRICO CONO 24°
SERIE PESADA

CODE CODICE BEST.-NR CODIGO	Ø HOSE Ø TUBO Ø SCHLAUCH Ø MANGUERA			T	PIPE	A		B		ES		
	DN	INCH	SIZE			[mm]	[in]	[mm]	[in]	[mm]	[in]	[in]
MS10T-04-16	6	1/4”	04	M16X1,5	S8	26	1,02	12	0,47	17	0,669	11/16”
MS10T-04-18	6	1/4”	04	M18X1,5	S10	26	1,02	12	0,47	19	0,748	3/4”
MS10T-05-20	8	5/16”	05	M20X1,5	S12	26	1,02	12	0,47	22	0,866	7/8”
MS10T-05-22	8	5/16”	05	M22X1,5	S14	28	1,10	14	0,55	22	0,866	7/8”
MS10T-06-20	10	3/8”	06	M20X1,5	S12	26	1,02	12	0,47	22	0,866	7/8”
MS10T-06-22	10	3/8”	06	M22X1,5	S14	28	1,10	14	0,55	22	0,866	7/8”
MS10T-08-24	12	1/2”	08	M24X1,5	S16	28,5	1,12	14	0,55	24	0,945	15/16”
MS10T-12-36	19	3/4”	12	M36X2	S25	36,5	1,44	18	0,71	36	1,417	1.7/16”

 © Intertraco (Italia) S.p.A. All rights are reserved

intertraco

FOR SAE 100 R7 AND R14 HOSES
PER TUBI TIPO R7 E TUBI TEFLON R14
FÜR THERMOPLASTIK- UND SAE 100 R14 SCHLAUCH
PARA MANGUERA TERMOPLASTICA Y TEFLON R14

METRIC FS13T

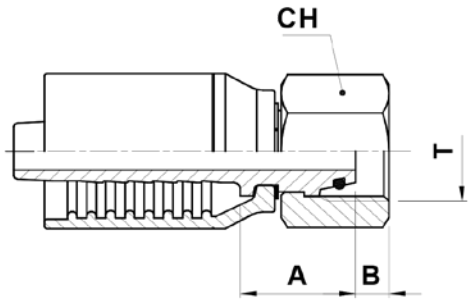

METRIC HEAVY FEMALE SWIVEL (24° CONE SEAT)

FEMMINA METRICA DIRITTA O-RING CONO 24° SERIE PESANTE

DKOS DICHTKEGEL MIT O-RING SCHWERE REIHE 24° KONUS

HEMBRA GIRATORIA RECTA METRICA CONO 24° SERIE PESADA

CODE CODICE BEST.-NR CODIGO	Ø HOSE Ø TUBO Ø SCHLAUCH Ø MANGUERA			T	PIPE	A		B		CH		
	DN	INCH	SIZE			[mm]	[in]	[mm]	[in]	[mm]	[in]	[in]
FS13T-04-16	6	1/4”	04	M16X1,5	S8	26,5	1,04	2,5	0,10	19	0,748	3/4”
FS13T-04-18	6	1/4”	04	M18X1,5	S10	28	1,10	2	0,08	22	0,866	7/8”
FS13T-05-20	8	5/16”	05	M20X1,5	S12	26,5	1,04	2	0,08	24	0,945	15/16”
FS13T-06-20	10	3/8”	06	M20X1,5	S12	25,5	1,00	2	0,08	24	0,945	15/16”
FS13T-06-22	10	3/8”	06	M22X1,5	S14	28,5	1,12	4	0,16	27	1,063	1.1/16”
FS13T-08-24	12	1/2”	08	M24X1,5	S16	33	1,30	3	0,12	30	1,181	1.3/16”
FS13T-12-36	19	3/4”	12	M36X2	S25	39,5	1,56	3	0,12	46	1,811	1.13/16”

© Intertraco (Italia) S.p.A. All rights are reserved - 343

T

FOR SAE 100 R7 AND R14 HOSES
PER TUBI TIPO R7 E TUBI TEFLON R14
FÜR THERMOPLASTIK- UND SAE 100 R14 SCHLAUCH
PARA MANGUERA TERMOPLASTICA Y TEFLON R14

METRIC FS43T

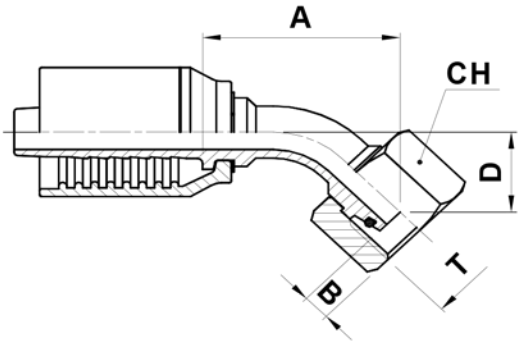

METRIC HEAVY FEMALE SWIVEL 45° ELBOW (24° CONE SEAT)

FEMMINA METRICA 45° O-RING CONO 24° SERIE PESANTE

DKOS 45° - 24° KONUS

HEMBRA GIRATORIA A 45° METRICA CONO 24° SERIE PESADA

CODE CODICE BEST.-NR CODIGO	Ø HOSE Ø TUBO Ø SCHLAUCH Ø MANGUERA			T	PIPE	A		B		D		CH		
	DN	INCH	SIZE			[mm]	[in]	[mm]	[in]	[mm]	[in]	[mm]	[in]	[in]
FS43T-04-16	6	1/4”	04	M16X1,5	S8	36,3	1,43	2,5	0,10	16,6	0,65	19	0,748	3/4”
FS43T-04-18	6	1/4”	04	M18X1,5	S10	37,7	1,48	2	0,08	18	0,71	22	0,866	7/8”
FS43T-05-20	8	5/16”	05	M20X1,5	S12	41	1,61	2	0,08	19,2	0,76	24	0,945	15/16”
FS43T-06-20	10	3/8”	06	M20X1,5	S12	42	1,65	2	0,08	19,2	0,76	24	0,945	15/16”
FS43T-06-22	10	3/8”	06	M22X1,5	S14	49,5	1,95	4	0,16	23,4	0,92	27	1,063	1.1/16”
FS43T-08-24	12	1/2”	08	M24X1,5	S16	50	1,97	3	0,12	22,6	0,89	30	1,181	1.3/16”

 © Intertraco (Italia) S.p.A. All rights are reserved

intertraco

FOR SAE 100 R7 AND R14 HOSES
PER TUBI TIPO R7 E TUBI TEFLON R14
FÜR THERMOPLASTIK- UND SAE 100 R14 SCHLAUCH
PARA MANGUERA TERMOPLASTICA Y TEFLON R14

METRIC FS93T

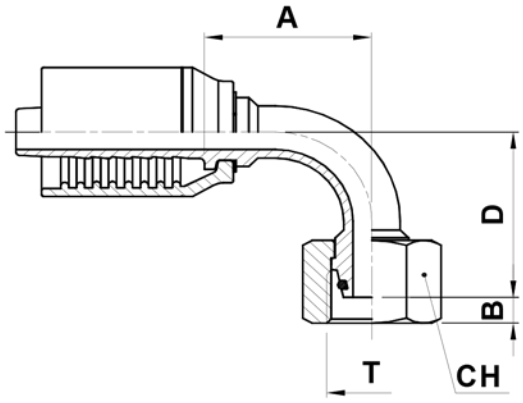

METRIC HEAVY FEMALE SWIVEL 90° ELBOW (24° CONE SEAT)

FEMMINA METRICA 90° O-RING CONO 24° SERIE PESANTE

DKOS 90° - 24° KONUS

HEMBRA GIRATORIA A 90° METRICA CONO 24° SERIE PESADA

CODE CODICE BEST.-NR CODIGO	Ø HOSE Ø TUBO Ø SCHLAUCH Ø MANGUERA			T	PIPE	A		B		D		CH		
	DN	INCH	SIZE			[mm]	[in]	[mm]	[in]	[mm]	[in]	[mm]	[in]	[in]
FS93T-04-16	6	1/4”	04	M16X1,5	S8	28,2	1,11	2,5	0,10	32,5	1,28	19	0,748	3/4”
FS93T-04-18	6	1/4”	04	M18X1,5	S10	28,2	1,11	2	0,08	34,5	1,36	22	0,866	7/8”
FS93T-05-20	8	5/16”	05	M20X1,5	S12	30,5	1,20	2	0,08	36	1,42	24	0,945	15/16”
FS93T-06-20	10	3/8”	06	M20X1,5	S12	30,5	1,20	2	0,08	36	1,42	24	0,945	15/16”
FS93T-06-22	10	3/8”	06	M22X1,5	S14	38,5	1,52	4	0,16	46	1,81	27	1,063	1.1/16”
FS93T-08-24	12	1/2”	08	M24X1,5	S16	43,5	1,71	3	0,12	46	1,81	30	1,181	1.3/16”

© Intertraco (Italia) S.p.A. All rights are reserved - 345

WO10T

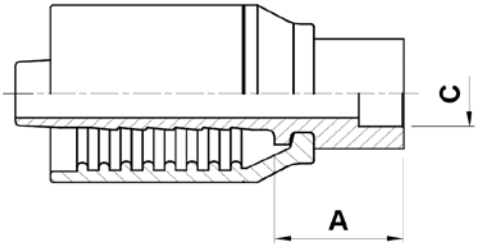

BRAZING TAIL

INSERTO A SALDARE

LÖTFUSSTEIL

ESPIGA PARA SOLDADURA

CODE CODICE BEST.-NR CODIGO	Ø HOSE Ø TUBO Ø SCHLAUCH Ø MANGUERA			A		C	
	DN	INCH	SIZE	[mm]	[in]	[mm]	[in]
WO10T-04-04	6	1/4”	04	14,5	0,57	6,5	0,26
WO10T-06-06	10	3/8”	06	16,5	0,65	9,55	0,38
WO10T-08-08	12	1/2”	08	17	0,67	12,8	0,51
WO10T-10-10	16	5/8”	10	17	0,67	16	0,63
WO10T-12-12	19	3/4”	12	18,5	0,73	19,2	0,76
WO10T-16-16	25	1”	16	23	0,91	25,6	1,01

 © Intertraco (Italia) S.p.A. All rights are reserved

© Intertraco (Italia) S.p.A. All rights are reserved

 © Intertraco (Italia) S.p.A. All rights are reserved

Intertraco (Italia) S.p.A.

Via E. Amaldi, 1/A-B
I - 46029 SUZZARA (MN) - ITALY
P.O. Box N°7/C
Tel: +39 0376 539 711
Fax: +39 0376 521 722
e-mail: info@intertraco.it

www.intertraco.it